




7" COLOUR AHD CCTV Kit with 3 Channel Input

12-24VDC

Part 0-776-72

WARNINGS

Before using this unit please read these instructions carefully. Take special care to follow the warnings indicated on the unit itself as well as the safety suggestions listed below. Keep these instructions for future reference

 **HIGH VOLTAGES WITHIN THIS EQUIPMENT. RISK OF ELECTRIC SHOCK, DO NOT RE-MOVE COVER**










WARNING: The vehicle safety vision system is designed to be used with, not instead of other viewing aids in your vehicle. The manufacturer shall not be held liable for any accidents which occur while operating this system.

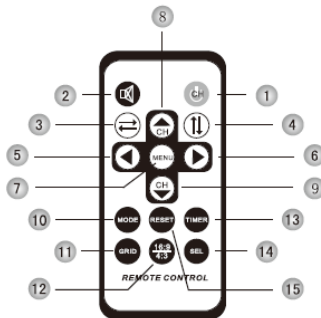
- * Please ensure you are familiar and comply with local traffic and driving regulations.
- * Power Source - The monitor should be connected to a 12 - 24 volt dc power supply only.
- * Water and Moisture - Do not use the monitor where it may be subject to water ingress or excessive moisture. Do not use outside the vehicle unprotected.
- * Heat - Do not install the monitor or camera near a direct heat sources.
- * Ventilation - The monitor should be situated to allow free circulation of air.
- * Foreign Material - Care should be taken so that objects do not fall onto or into, and that liquids are not spilled on the monitor.
- * Mounting Surface - The monitor should be mounted to a strong secure surface.
- * Replacement Parts - Use only manufacturers replacement specified parts. Unauthorised substitutions may result in fire risk, electric shock or other hazards and will void the warranty
- * Service - The user should not attempt to service this units beyond that described in the operating instructions. There are no user-serviceable parts within the unit.
- * Isolation - When fitting to an isolated earth vehicle the camera and monitor bracket must also be electrically isolated from the vehicle chassis. If interference is experienced on earthed chassis vehicles electrically isolating the camera from the chassis should eliminate the interference.
- * Screen Protective Film - Remove the LCD screen protective plastic cover before use.



MONITOR INSTRUCTION

- | | |
|--|---|
| <ul style="list-style-type: none"> ①  ; Power ② V1/V2; AV; SEL ③ CH ④ L/R ⑤ M; MENU ⑥ -; ▼ ⑦ +; ▲ ⑧  ; IR ⑨  ⑩  ⑪    | <ul style="list-style-type: none"> ① Power On ② Video Switch ③ Guide Lines ④ Image Normal/Mirror ⑤ MENU ⑥ Analog Decrease ⑦ Analog Increase ⑧ IR Receiver ⑨ Light Sensor ⑩ Earphone Jack(Decorate Only) ⑪ Inaction |
|--|---|

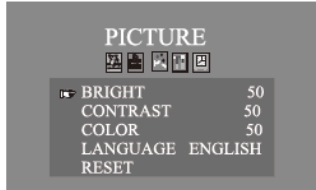
REMOTE INSTRUCTION



- | | |
|---|---|
| <ul style="list-style-type: none"> ① Power On ② Mute ③ Horizontal Mirror/Normal Image ④ Vertical Mirror/Normal Image ⑤ Volume Down ⑥ Volume Up ⑦ Menu ⑧ Analog Increase | <ul style="list-style-type: none"> ⑨ Analog Decrease ⑩ Mode ⑪ Guide Lines ⑫ 16:9/4:3 ⑬ Timer (0~240mins) ⑭ AV Switchover ⑮ Reset |
|---|---|

MENU OPERATION

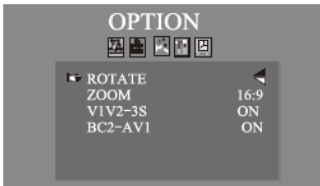
Press "MENU", the screen will show "PICTURE".
 Press "▼▲", to select other feature. Press "◀▶" to adjust parameter.
 Press "MENU" over and over again, the screen will show pictures as below:



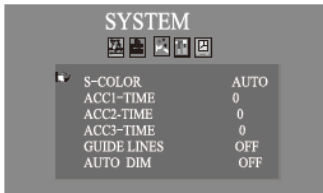
Brightness Adjust	0~100
Contrast Adjust	0~100
Color Adjust	0~100
Language	Optional
Reset	



Volume	0~100
--------	-------



Picture Overturn	Up/Down/Left/Right	
Display Format	4:3/16:9	
VIV2	Playback	optional
Trigger starting up		optional

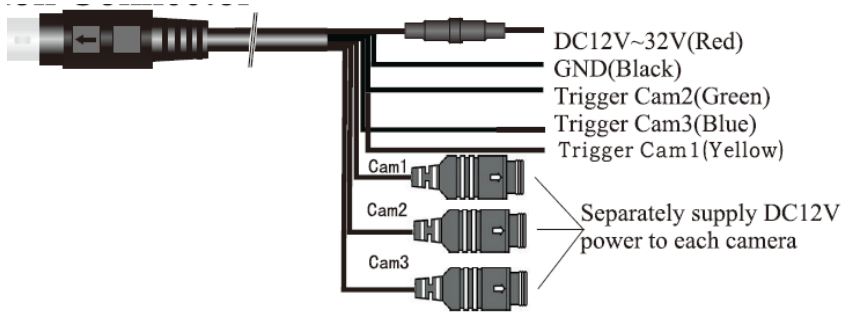


PAL/NTSC/AUTO optional	
Reversing image delay time	0~15S
Guide Lines	Optional
Light Sensor	Optional



Slumber	0~240mins
---------	-----------

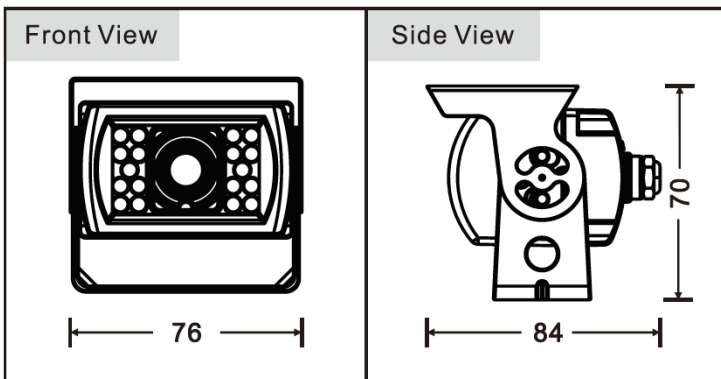
WIRING DIAGRAM



960P AHD CAMERA

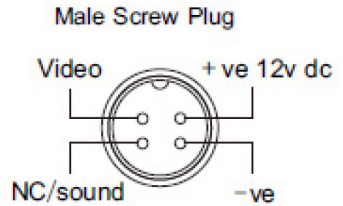


CAMERA DIMENSIONAL DRAWING



SPECIFICATION

Product Type.....3 Channel CCTV AHD Monitor
 Voltage.....12/24VDC
 Size.....7 Inch
 Resolution.....1024 x RGB x 600
 TV System.....PAL or NTSC for option
 Power.....5W
 Contrast.....500:1
 Response Time.....20ms
 Connector type.....4 PIN aviation
 Reverse Polarity.....Yes
 Audio.....Yes
 Operating Temp.....-20°C~60°C,RH90% MAX
 Storage Temp.....-30°C~70°C,RH90% MAX
 Weight.....0.44KG
 Dimensions.....177(L)*122(W)*26MM(H)
 Certificates.....E Marked ECE R10



Type.....1/3" (6 mm) Colorful CMOS Aptina AR0130
 Voltage.....12VDC
 Resolution.....Analog HD 1280 (H) x 960 (V)
 Sensitivity.....0.1LUX
 S/N Ratio.....48dB
 Current Draw.....250mA
 Electronic Shutter.....Auto
 Lens.....f 2.8mm
 View Angle.....(H)120° (V) 90°
 Video Output.....1 Vpp, 75 Ohm
 IP Rating.....IP68
 Auto Gain Control.....Yes
 Microphone.....Yes
 Weight.....360g
 Dimensions.....L 84 x W 76 x H 70mm
 Operating Temperature.....-20°C to +70°C RH95% MAX
 Storage Temp.....-30°C to 85°C, RH95% MAX
 Certificates.....E Marked

