

DURITE®



@DuriteLimited



2024

durite.co.uk

- CCTV KITS & VEHICLE SAFETY
- EQUIPMENT & ACCESSORIES
- LIGHTING
- RELAYS & FLASHER UNITS
- SWITCHES & INDICATORS
- REPLACEMENT COMPONENTS
- CABLE & WIRING
- BATTERY MAINTENANCE
- POWER INVERTERS
- WORKSHOP & TEST EQUIPMENT

THE TRUSTED QUALITY BRAND FOR PROFESSIONALS



LEADERS IN VEHICLE SAFETY & AUTO ELECTRICAL PARTS

QUALITY ASSURED

Durite is the UK's leading brand in Vehicle Safety, Lighting, and auto electrical parts, servicing the UK Transport industry, end-user fleets & manufacturers.

For over 85 years, Durite has built an impeccable reputation supplying high quality parts to the commercial vehicle market.

From our All-in-One FORS and DVS Compliant Kits to the 1000s of reliable core components that keep your vehicles going, we will always have the perfect solution for you, your fleet and your business.

Durite are a FORS Associate and members of SMMT, RHA, Logistics UK, Cold Chain Federation, CEA and AVI with ISO9001:2015 certification.

"THE TRUSTED QUALITY BRAND FOR PROFESSIONALS"




LOGISTICS UK

RHA Bronze Associate




THE DURITE QUALITY

From our accreditations to our team members who sample and check our products, you can rely on Durite's quality assurance which is central to our reputation.



CUSTOMER SERVICE

We pride ourselves on outstanding customer service at every contact level with Durite. Our team embodies a wealth of experience and in-depth knowledge. Contact us info@durite.co.uk.



OUR OPERATIONS

Product availability and reliability of delivery are vital to our customers. That's why we offer next day delivery as standard. Order what you want, when you want on www.durite.co.uk.



WE'RE ON SOCIAL MEDIA FOLLOW US @DURITELIMITED

DURITE IS A SAFE FLEET BRAND

Safe Fleet, the global leader in fleet safety, provides smart solutions to vehicle manufacturers and operators of fleets of every type: Public Service Vehicles, Emergency services, Truck & Trailer, Construction, Agriculture, Waste & Recycling.

Being part of the Safe Fleet family gives Durite access to strong research & development capability; allowing us to innovate and expand our safety range.

SAFE FLEET

Driving Safety Forward™

CONTENTS



CCTV KITS & VEHICLE SAFETYp7

Compliance - DVS & FORS | AI Technology | DVR Kits | Durite Live | Integrated DVR Kits | CCTV Monitoring Kits | Telematics | Blind Spot Systems | Back Up Alarms | Buzzers | Mirrors | DVRs | Cameras | Monitors | Accessories



LIGHTINGp53

Warning Lights | Light Bars | Beacons | Work Lamps | Interior/Exterior Lights | Labcraft Interior Lamps | Rear Combination Lights | Single Function Vehicle Lights | Marker Lamps | Number Plate Lamps | Headlamps | Reflectors | Bulbs



SWITCHES & INDICATORSp121

Ignition Switches | Battery Isolators | Dashboard Switches | Rotary Switches | Push Button Switches | Push/Pull Switches | Door & Foot Switches | Push Button Controls



CABLE & WIRING ACCESSORIESp143

Cable | Connectors | Terminals | Multiple Connectors | Terminal Boxes | Tubing & Sleeving | Fixings & Accessories | Power Transfer | Fuses | Circuit Breakers | Fuse Holders & Boxes | Wiring Assortment Boxes



POWER CONVERSIONp213

Modified Wave Inverters | Sine Wave Inverters | Voltage Converters



EQUIPMENT & ACCESSORIESp225

Split Charging | Power Plugs & Sockets | Trailer Plugs | Gauges | Retractable Cables | Wiper Equipment | Horns | Fans | Speakers | Aerials | Oil & Fuel Pumps



RELAYS & FLASHER UNITSp257

Programmable Timer Relays | Make & Break Relays | Change-Over Relays | Aftermarket Range of Relays | Flasher Units | Sockets | Relay Boxes



REPLACEMENT COMPONENTSp271

Solenoids



BATTERY CHARGERS & MAINTENANCEp273

Booster Packs | Battery Chargers | Battery Testers | Battery Hydrometers | Battery Maintenance Equipment



WORKSHOP TOOLS & TEST EQUIPMENTp283

Inspection Lamps | Wiring Tools | Test Equipment | Soldering | Workshop Power

FEATURED PRODUCTS

COMPLIANT VEHICLE SAFETY KITS



2 year warranty



Installation services available

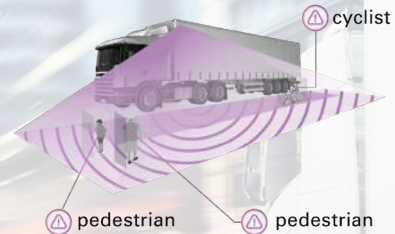


Best-in-class quality kits



See pages 8 & 9 for more information.

NEW AI TECHNOLOGY



Actively alerts drivers reducing the risk of collisions with vulnerable road users (VRU).

- ✓ VRU detection technology
- ✓ Safer driving habits
- ✓ Advanced Driver Assistance Systems (ADAS)

The latest smart AI technology, now available to suit your needs; BSIS, MOIS, Reversing cameras, Dash cameras & 360° camera systems.

See pages 10-14 for more information.



A COMPREHENSIVE RANGE OF QUALITY DVR KITS

See pages 18-21 for more information.

Comply, Record, Live Stream or all 3.

- ✓ Hard drive or SD card DVRs
- ✓ Up to 8 camera inputs
- ✓ 960H, 720p HD & 1080p FHD options



NEW 2K QUAD FHD BODY WORN CAMERA

See page 17 for more information.

Irrefutable evidence that can be relied upon captured with stunning clarity.

- ✓ Advanced recording features to suit your needs; secret mode, pre-record, delay record and loop recording



NEW 56,000MAH BOOSTER PACK

See page 275 for more information.



56,000mAh, 207.2Wh Li-Po battery capacity



2,000A peak current



Smart jump leads



3W LED work light/SOS light



29V/2A super fast charge




"START VEHICLES UP TO 18 LITRES"

FEATURED PRODUCTS

NEW WORKSHOP TOOL CHEST

- ✓ 400pcs roller tool chest cabinet
- ✓ 7 slide out drawers




See page 288 for more information.

NEW FLEXIBLE CABLE

NEW IMPROVED DESIGN

We took your feedback on board, Durite Twin Core Cable, Multi-core Cable & Heavy-Duty Cable now has an **increased flexibility & is easier to strip.**

Easily identify the new range, with an 'F' in the part no.



See pages 148–153 for more information.

EXTENSIVE RANGE OF LED LIGHTING PRODUCTS

- ✓ Waterproof
- ✓ Reversing & forklift options
- ✓ Single bolt or magnetic base
- ✓ With or without DT connector
- ✓ R10, R65, R23, R112 or ADR approved



Stop/
Tail/D.I/
Reverse



Red
Position
Light



Aux
Warning



Dual
Mount

UP TO 27,000LM

See Lighting for more information.



Innovative vehicle interior lamps added to the Durite range.
See pages 92–94 for more information.



LATEST ADDITIONS

CCTV KITS & VEHICLE SAFETY



DVS Progressive Safe System (PSS)
page 8 ▶



MOIS - Moving Off Information System
0-870-47 | page 10 ▶



BSIS - Blind Spot Information System
0-870-55 | page 11 ▶



1080p ADAS 360° Camera System
0-870-28 | page 12 ▶



2D/3D HD 360° Camera Systems
0-870-26/75 | page 13 ▶



VRU AI ADAS Camera
0-870-13 | page 13 & 38 ▶



1080p 4G Dash Camera with ADAS
0-870-21 | page 14 ▶



DMS - Driver Monitoring System
0-870-22 | page 14 ▶



R-Watch
0-870-23 | page 14 ▶



1080p 4G Dash Camera
4-876-08 | page 15 ▶



2K Quad HD Body Worn Camera
0-878-10 | page 17 ▶



Number Plate Camera with Mirror Monitor
0-774-93 | page 25 ▶



7" Quad CCTV Kit & 4 Cameras
0-774-96 | page 24 ▶



Range of AHD Brake Light Cameras
Page 40 ▶



12.3" 2-Channel Pillar Monitor
0-870-56 | page 43 ▶



Wireless AHD Camera with Phone App
4-776-04 | page 47 ▶

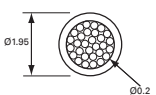


Swivel Bracket with M6 Mount
4-774-99 | page 47 ▶

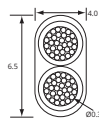


LED Blind Spot Cycle Warning Sign
0-870-61 | page 51 ▶

CABLE & WIRING




500M Single Core Thin Wall Cable
page 144 ▶



500M Flat Twin Core Cable
4-952-51F | page 148 ▶



500M Multi-core 5 Core Cable
4-995-10F | page 150 ▶



500M Multi-core 7 Core Cable
4-997-00F | page 151 ▶

















Mega & Midi Type Fuse Box
0-234-80 | page 206 ▶



10-Way Blade Fuse Box
0-234-20 | page 207 ▶

NEW

LIGHTING

| | | |
|--|--|--|
|  <p>R65 Class 2 LED Warning Lights 0-442-56/57/58 page 57 ▶</p> |  <p>R65 Class 2 LED Warning Lamp 0-441-59 page 58 ▶</p> |  <p>LED Light Bar with Stop/Tail/DI/Reverse 0-443-28 page 63 ▶</p> |
|  <p>120mm Adjustable Light Bar Riser Kit 0-443-89 page 63 ▶</p> |  <p>Low Profile Beacons Replacement Lens 0-445-84 page 67 ▶</p> |  <p>3.63" Square LED Work Lamp 0-421-06 page 74 ▶</p> |
|  <p>Reversing Lamp with Red Position Light 0-421-60/61 page 75 ▶</p> |  <p>R65 4" Square LED Reversing Lamp 0-421-02 page 76 ▶</p> |  <p>Driving Lamp Bars with Position Light 0-421-45/46 page 81 ▶</p> |
|  <p>9" High Beam Position Warning Lamp 0-421-29 page 82 ▶</p> |  <p>7" Driving and Position Lamp 0-537-52 page 82 ▶</p> |  <p>6.5" Driving Lamp with Universal Fit 0-422-60 page 83 ▶</p> |
|  <p>Universal Work Lamp Brackets 4-420-99 page 83 ▶</p> |  <p>40W LED Projector Work Lamps 0-421-03/04 page 85 ▶</p> |  <p>24V Wireless Trailer Lamps 0-300-45 page 99 ▶</p> |







BATTERY CHARGERS & MAINTENANCE

NEW



56,000mAh Li-Po Booster Pack
0-649-50 | page 275 ▶

WORKSHOP TOOLS & EQUIPMENT

| | | |
|--|---|---|
|  <p>1200Lm Under Bonnet Lamp 0-542-02 page 284 ▶</p> |  <p>Hand Lamp with Aux Tyre Pressure Gauge 0-699-90 page 284 ▶</p> |  <p>400pcs Durite Red Tool Cabinet TOOLBOX1 page 288 ▶</p> |
|  <p>9" Plus Quick Change Ratchet Crimper Kits 0-703-30/40 page 290 ▶</p> |  <p>8" Multi-Function Cutter 0-704-25 page 291 ▶</p> |  <p>Multi-Function Socket Tester & Adaptor 0-534-90/91 page 294 ▶</p> |


DURITE WEBSITE

Find the perfect camera safety solution for your fleet with our easy-to-use kit selector.

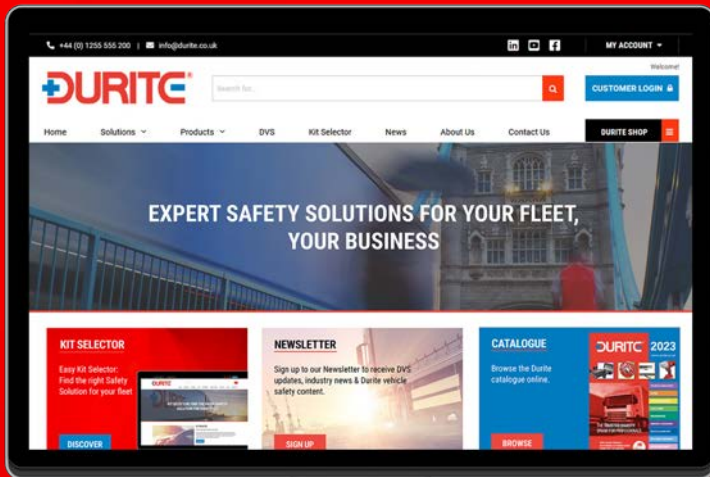
Keep up to date with the latest industry & regulatory news.



SCAN ME TO VISIT
DURITE.CO.UK



**“ORDER WHAT YOU WANT, WHEN YOU WANT
WITH OUR MOBILE FRIENDLY WEBSITE”**



Benefit from...



- ✓ Easy ordering
- ✓ Online invoices & Order tracking
- ✓ View new products & latest promotions
- ✓ Technical data & leaflets
- ✓ Blogs; expert advice & industry updates

www.durite.co.uk

Follow us & sign up for our E-News to receive expert advice on products, regulations, industry trends & the latest video content showcasing Durite products.

**FOLLOW US @DURITELIMITED
& SIGN UP TO OUR E-NEWS**



01

CCTV KITS & VEHICLE SAFETY



THE HIGHEST QUALITY PRODUCTS & LATEST TECHNOLOGY TO FIT YOUR FLEET, YOUR BUSINESS.

| | |
|---|-----------|
| COMPLIANCE - DVS & FORS | 8 |
| AI TECHNOLOGY - 360° & DASH CAMS | 10 |
| DVR KITS | 18 |
| DURITE LIVE & INTEGRATED DVRS..... | 20 |
| CCTV MONITORING KITS..... | 22 |
| TELEMATICS | 29 |
| BLIND SPOT SYSTEMS..... | 30 |
| BACK UP ALARMS..... | 32 |
| BUZZERS..... | 34 |
| MIRRORS | 35 |
| DVRS | 36 |
| CAMERAS..... | 37 |
| MONITORS..... | 41 |
| ACCESSORIES..... | 47 |

COMPLIANCE

DIRECT VISION STANDARD (DVS)



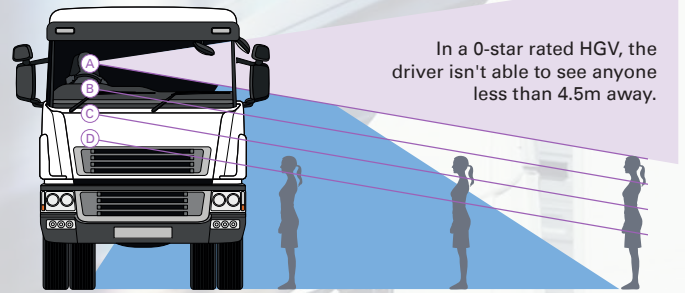
Information correct at the time of printing.

WHAT IS DIRECT VISION STANDARD (DVS)?

The Direct Vision Standard (DVS) is a **Safety Legislation** from Transport for London. Its aim is to reduce the **fatality and accident rates** for pedestrians & cyclists caused by HGVs. It is an integral part of the Mayor's wider pledge "Vision Zero by 2040".

HOW DOES DVS WORK?

DVS measures a driver's direct vision through the windows of an HGV Cab. A star rating system from 0* (limited vision) to 5* (increased vision) is used to indicate the level of risk to people walking and cycling near the vehicle.




In a 0-star rated HGV, the driver isn't able to see anyone less than 4.5m away.

A - Zero Star | B - One Star | C - Three Stars | D - Five Stars

The star rating is based on the driver's direct vision

DVS Phase 2
Enforcement starts 28th October 2024

ENJOY A SMOOTH TRANSITION TO DVS PHASE 2 WITH DURITE



NEW

N.B image shows kit 4-774-50

ACTIVELY ALERTS DRIVERS TO THE PRESENCE OF VULNERABLE ROAD USERS (VRU)

Durite offers an "All-in-one" DVS Progressive Safe System

- Comes with 2-year warranty
- Installation services are also available
- E-Marked, meets ECE-R159 & ECE-R151 requirement

| PART NO. | DESCRIPTION | QTY |
|----------|--|-----|
| 4-774-50 | All-in-one PSS | 1 |
| 4-774-51 | PSS for vehicles already fitted with a DVS safe system | 1 |

All-in-one PSS kit comes with 7" AHD monitor, BSIS & MOIS camera system, left turn speaker, warning sticker, low speed trigger & cables.

WHAT IS DVS PHASE 2?

DVS Phase 2 requires HGVs over 12T between 0-2 stars to have a Progressive Safe System (PSS) fitted to get their Safety Permit to enter Greater London.

WHAT DO I NEED TO GET MY PERMIT?

Progressive Safe System for 0-2 star HGVs*

- 1 CMS to completely eliminate nearside blind spot **NEW**
- 2 Blind Spot Information System (BSIS) **NEW**
- 3 Moving Off Information System (MOIS) **NEW**
- 4 Left turn speaker
- 5 Warning sticker
- 6 Sideguards

WHEN ARE THE DVS PHASE 2 KEY DATES?

- 24th June 2024** - DVS Phase 2 Safety Permit applications open.
- 27th October 2024** - 0-2 star HGVs Safety Permits expire.
- 28th October 2024** - PSS required for 0-2 star HGVs.
- 28th January 2025** - 3-month grace period ends.

* Class V & VI mirrors or camera monitoring system (CMS) (R46 approved), & side under-run protection also required to ensure full compliance with the DVS requirements. See page 35 for mirrors.

OVER 211,000

vehicles between 0- and 2-star could be affected by DVS Phase 2.

3- TO 5-STAR

vehicles already have a Safety Permit that is valid until 2030.

FORS & CLOCS

Durite are a FORS Associate Supplier, bringing you the latest technology and highest quality components in vehicle safety.

FORS VEHICLE SAFETY KITS

All FORS Vehicle Safety Kits come with;

- 2-year warranty as standard
- High definition quality for both day & night vision
- Installation services available

FORS COMPLIANT KIT

Minimum requirement to comply with FORS

- 1 In-cab display screen
- 2 Side/Rear camera (rear for Rigid >7.5T)
- 3 Close proximity sensors & driver audible alert
- 4 Warning sign
- 5 Reversing & Left-turn alarms



VEHICLE SAFETY KITS TO COMPLY

FORS BRONZE



Vehicles under 12T only need Class V & VI mirrors, warning sign and sideguards.

* Includes rear camera

FORS SILVER



| VEHICLE TYPE | PART NO. |
|------------------------|----------|
| HGVs 3.5T to 7.5T | 4-776-55 |
| Rigids over 7.5T* | 4-776-56 |
| Artics & Tractor units | 4-776-55 |

FORS GOLD



| VEHICLE TYPE | PART NO. |
|------------------------|----------|
| HGVs 3.5T to 7.5T | 4-776-55 |
| Rigids over 7.5T* | 4-776-56 |
| Artics & Tractor units | 4-776-55 |

Information correct at the time of printing.

FORS, CLOCS COMPLIANT KITS WITH DIGITAL VIDEO RECORDER

Help your drivers manoeuvre more safely, protect your assets and capture crystal clear evidence.

- 2-year warranty as standard
- High definition quality for both day & night vision
- Installation services available

DVR KIT

Also includes;

- 6 Forward & Offside cameras
- 7 DVR



Top picks for EVs



| | RIGIDS | ARTICULATED VEHICLES | QTY |
|---|----------|----------------------|-----|
| SD Card DVR Kits (32GB) | 4-776-51 | 4-776-53 | 1 |
| Hard Drive DVR Kits (1TB) | 4-776-52 | 4-776-54 | 1 |
| 4G Live Streaming Hard Drive DVR Kit (1TB)* | 0-774-26 | 0-774-27 | 1 |


*12-month subscription required to access the Durite Live portal (0-876-99).

Still unsure?
Contact us for more information.

AI TECHNOLOGY

MOIS

MOVING OFF INFORMATION SYSTEM



MOVING OFF INFORMATION SYSTEM (MOIS)



Crystal Clear Vision
AHD 1080p

ADVANCED AI TECHNOLOGY ACTIVELY ALERTS DRIVER'S REDUCING THE RISK OF COLLISIONS WHEN THE VEHICLE STARTS MOVING FROM REST.

Active Warning Moving Off Information System is fitted to the front of your vehicle to help reduce the risk of collisions when the vehicle starts moving from rest.

- Advanced AI technology effectively detects cyclists and pedestrians in the immediate front blind spot of the vehicle and actively alerts the driver of the presence of VRUs when the vehicle starts moving.
- Receive both audible and visual warnings of potential hazards to reduce the risk of collisions.
- AI technology dramatically reduces false warnings.
- Full AHD 1080p high-precision identification of pedestrians and cyclists, even at night and in dark environments.
- Automatic failure detection and warning.

KEY FEATURES

- 1080p 1/2.8" CMOS image sensor camera
- Wide vertical FOV 80° and horizontal FOV 145°
- Protected to IP69K
- Kit includes an AI camera, LED warning light, buzzer and GPS module
- 4-PIN AV output to connect to MDVR
- Meets ECE R159 MOIS requirement
- ECE R10 approved

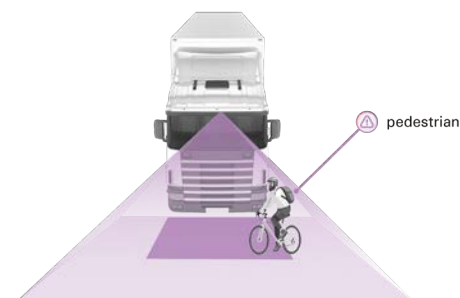
| PART NO. | DESCRIPTION | QTY |
|----------|--------------------------------------|-----|
| 0-870-47 | Moving Off Information System (MOIS) | 1 |
| 0-870-48 | Calibration Kit | 1 |

Meets ECE-R159 Requirement

WHAT ARE THE R159 REGULATION & MOIS?

R159 is part of the wider European General Safety Regulation (GSR). MOIS is an innovative system designed to effectively detect and alert drivers of the presence of pedestrians and cyclists in the immediate front blind-spot of the vehicle. The R159 regulation requires moving off information systems to be introduced on all new vehicles in categories M2, M3, N2 and N3.

Critical Area MOIS Detection area



MOIS USED WITH DVS PHASE 2. SEE PAGE 8 FOR MORE INFORMATION.



NEW

AI BSIS

WITH VULNERABLE ROAD USER ACTIVE WARNING

BLIND SPOT INFORMATION SYSTEM (BSIS)

ADVANCED AI TECHNOLOGY ACTIVELY ALERTS DRIVER'S REDUCING THE RISK OF ACCIDENTS BETWEEN MANOEUVRING TRUCKS AND CYCLISTS.



Crystal Clear Vision
AHD 1080p



Detection
up to 55m

AI Vulnerable Road User (VRU) Active Warning Blind Spot Information System (BSIS) completely eliminates the nearside blind spot helping to reduce the risk of accidents between turning trucks and cyclists.

- Advanced AI technology promptly alerts drivers of potential collisions with bicycles, distinguishing between stationary and moving objects
- To prevent sensory overload and optimise functionality, our AI system intelligently only beeps if a VRU is present and a collision is imminent
- Automatic failure detection and warning
- Full AHD 1080p resolution for crystal clear vision

KEY FEATURES

- Dual 1080p 1/3" CMOS image sensor camera
- Extensive detection range of over 55 meters
- Protected to IP69K
- Kit includes an AI camera, radar, control box, LED warning light, and buzzer
- Meets ECE R151 BSIS requirement
- ECE R10 approved

| PART NO. | DESCRIPTION | QTY |
|----------|--------------------------------------|-----|
| 0-870-55 | Blind Spot Information System (BSIS) | 1 |
| 0-870-57 | Calibration mats | 1 |
| 0-870-56 | 12" Pillar monitor | 1 |



12.3" Pillar monitor.



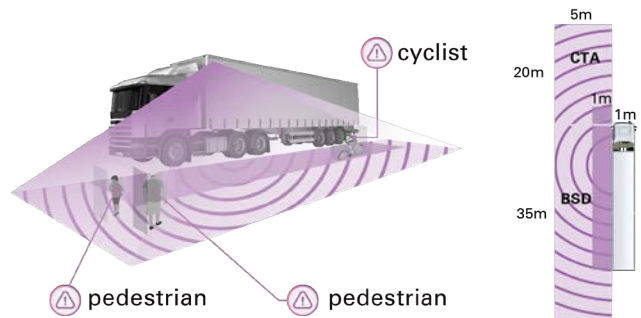
Meets ECE-R151 Requirement

WHAT ARE THE R151 REGULATION & BSIS?

R151 is part of the wider European General Safety Regulation (GSR). The BSIS system is designed to be installed on the nearside of a vehicle to promptly notify drivers of potential collisions with bicycles. Its primary objective is to prevent accidents between manoeuvring trucks and cyclists.

Critical Area

BSIS Detection area



BSIS USED WITH DVS PHASE 2. SEE PAGE 8 FOR MORE INFORMATION.

AI CAMERA SYSTEMS

360° ADAS CAMERA SYSTEM

NEW



360° bird's-eye view
4 ultra-wide camera angles knit together to create a virtual 360° bird's-eye view of your vehicle.



Crystal Clear Vision
AHD 1080p



Supports
4 VRU detection cameras



Make manoeuvres
safer & easier

ELIMINATE BLIND SPOTS & MANOEUVRE SAFELY WITH 360° SEAMLESS VIEW OF YOUR SURROUNDINGS AND VULNERABLE ROAD USER DETECTION (VRU).

1080p Full HD ADAS 360° bird's-eye view camera system - 12/24V.

- Blind spots eliminated - 360° all round view
- 2D or 3D seamless stitching of surrounding
- Forward collision warning & pedestrian detection
- Quick and easy single step automatic calibration

KEY FEATURES

- Left, right, reverse & speed signal trigger
- Seamless image stitching of four cameras
- Waterproof protected to IP69K
- 4 x VRU detection cameras with ultra-wide viewing angle
- 190° viewing angle with 1.45mm camera lens
- E-Marked R10, CE & UKCA approved

🔗 Connects with any Durite AHD monitors.



Active system uses AI & Intelligent Deep Learning to detect & warn of the presence of VRUs only. When VRUs are detected, it visually and audibly alerts the driver.



No alert for static furniture or vehicles, only alerts when detecting VRUs.

| PART NO. | DESCRIPTION | QTY |
|----------|---------------------------------|-----|
| 0-870-28 | 360° camera system | 1 |
| 4-774-24 | 360° camera system with monitor | 1 |
| 0-870-29 | 360° spare camera | 1 |

“ Intelligent Deep Learning to detect & warn of the presence of Vulnerable Road Users only. ”

CCTV KITS & VEHICLE SAFETY AI TECHNOLOGY 360° CAMERA SYSTEMS

AI CAMERA

VRU AI ADAS CAMERA

IP69K

1080p Full HD ADAS Camera with 170° fish eye lens and Vulnerable Road User Detection - 10-30VDC.

- VRU detection & deep learning AI
- 170° wide angled fish eye with 1.99mm lens
- Resists pressure wash - IP69K
- Acoustical warning signal when connected to monitor
- Supports Wi-Fi when synced to dongle
- E-Marked R10 EMC, CE & UKCA approved

✂ Connects with any Durite AHD monitors.

| PART NO. | DESCRIPTION | QTY |
|----------|---------------------------------------|-----|
| 0-870-13 | ADAS camera | 1 |
| 0-870-14 | Wi-Fi dongle with USB converter cable | 1 |

NEW

“ Detects Pedestrians & Cyclists. ”



Deep Learning AI

360° 3D CAMERA SYSTEM

2D & 3D 360° BIRD'S-EYE VIEW CAMERA SYSTEM - 12/24V

Crystal Clear Vision



Display obstacles from all directions in real-time, eliminating all blind spots, supporting safe driving.

- Automatic camera switch when reversing or indicating
- 4-Channel Full HD
- Quick and easy single step calibration
- Blind spot eliminated with 170° viewing angle
- Switchable seamless 2D/3D image view

KEY FEATURES

- Waterproof to IP69K
- Rapid, accurate real-time 360° view
- 4 x HD cameras with 190° ultra wide angle view

| PART NO. | DESCRIPTION | QTY |
|----------|--|-----|
| 0-870-70 | 360° camera system | 1 |
| 0-870-26 | 360° camera system with monitor | 1 |
| 0-870-75 | 360° camera system with integral SSD DVR monitor | 1 |
| 0-870-71 | 360° spare camera | 1 |
| 0-870-73 | Calibration mats | 4 |

✂ This kit does not use AI.



NEW
NEW

AI DASH CAM

4G DASH CAMERA WITH ADAS

ADVANCED DRIVER ASSISTANCE SYSTEM (ADAS) DESIGNED TO REDUCE ACCIDENT RISK BY ALERTING THE DRIVER EARLY, GIVING THEM MORE TIME TO REACT.

- Built-in ADAS supports lane departure warning (LDW), forward collision warning (FCW), headway monitoring warning (HMW), pedestrian collision warning (PCW) & driver behaviour monitoring
- View footage & provide evidence in case of an incident
- Enhance driver behaviour monitoring, detect harsh acceleration, deceleration, cornering and incidents
- Downloadable footage for quick claim settlement
- Automatically locks recording
- Instant & scheduled alerts and reports
- Integrates with Durite Telematics & Durite Live

KEY FEATURES

- 720p or 1080p Full HD picture and video quality
- ADAS support (LDW, FCW, HMW, PCW)
- 4G, GPS, WiFi & G-force sensor & 2-way intercom system
- 140° ultra-wide angle road coverage
- Tamper-proof data; Records onto 2 x 256GB SD card
- 2-channel output 1 x IPC and 1 x AHD (extension cable required 0-870-18)

| PART NO. | DESCRIPTION | QTY |
|----------|------------------------------|-----|
| 0-870-21 | 4G Full HD camera with ADAS | 1 |
| 0-870-18 | Extension cable for 0-870-21 | 1 |



Lane departure warning



Forward collision warning



4G Connectivity to access the Durite Live portal



NEW

- **Tamper proof locked SD card.**
- **Add a DSM for detection of unsafe driving behaviours, and driver fatigue.**
- **Add an R-watch for alarm reminders.**



INTEGRATES WITH DURITE LIVE*
Remotely live stream, receive alerts and download incident footage from any device

*12-month subscription required to access the Durite Live portal.

R-WATCH



1.4" panel display R-watch. Displays alarm reminders and notifications to driver.

- 80dB built-in adjustable buzzer volume
- Reminders include LDW, FCW, HMW, PCW & driver behaviour warnings
- Resolution 128x128px
- 3 meter adaptor cable RS232 to RS485
- H 45 x W 16 x L 42mm
- E-Marked R10 approved

• **Compatible with Durite ADAS dash cam 0-870-21.**

| PART NO. | DESCRIPTION | QTY |
|----------|-------------|-----|
| 0-870-23 | R-Watch | 1 |

DSM AI CAMERA



- Driver monitoring: phone call detection, seat belt detection, fatigue detection, smoking detection and distraction detection
- Audio and visual alerts and built-in audio input
- 6-PIN IPC, 1/4" 100Mp Global Shutter Sensor
- G-sensor
- E-Marked R10

• **Compatible with Durite ADAS dash cam 0-870-21.**

| PART NO. | DESCRIPTION | QTY |
|----------|----------------|-----|
| 0-870-22 | IPC DSM camera | 1 |

DASH CAMERAS

4G FULL HD CAM WITH WI-FI, G-FORCE SENSOR & GPS



4G Connectivity
to access the Durite
Live portal



Tamper-proof data
secured to the
CLOUD



HD resolution
Crystal clear
evidence



**Live location
& GPS journey**

TRACK AND COMMUNICATE WITH YOUR FLEETS IN REAL-TIME.

BENEFITS

- View footage & provide evidence in case of an incident
- Enhance driver behaviour monitoring, detect harsh acceleration, deceleration, cornering and accidents
- Downloadable footage for quick claim settlement
- Automatically locks recording
- Instant & scheduled alerts and reports
- Integrates with Durite Telematics & Durite Live



KEY FEATURES

- 720p or 1080p Full HD picture and video quality
- 4G, GPS, WiFi & G-force sensor & 2-way intercom system
- 143° ultra-wide angle road coverage
- Tamper-proof data; Records onto 2 x 256GB SD card
- 2-channel output with an option to add a second AHD camera and monitor (extension cable required 4-876-09)

| PART NO. | DESCRIPTION | QTY |
|----------|------------------------------|-----|
| 4-876-08 | 4G dash camera | 1 |
| 4-876-09 | Extension cable for 4-876-08 | 1 |

Tamper proof locked SD card.

INTEGRATES WITH DURITE LIVE*

Remotely live stream, receive alerts and download incident footage from any device.



HO Intercom - stay in contact
with your fleet drivers



500GB+ storage



Connects to Durite Live

“ Instantly upgrade to a compact fleet management solution with Durite Telematics. ”

*12-month subscription required to access the Durite Live portal.



**SIGN UP TO DURITE'S E-NEWS FOR THE LATEST PRODUCT,
INDUSTRY & REGULATORY NEWS. WWW.DURITE.CO.UK**



1080P FULL HD DASH CAM WITH SAFE LOCK TO PROTECT SD CARD



🔑 Tamper proof locked SD card.

🔑 7.5hrs recording time when camera is set to highest resolution.

12/24V

Rotatable dash camera with built-in GPS. Stores camera video onto 128GB micro SD card. (SD card not included).

- 360° rotatable dash camera
- Wide 170° view angle
- Built-in G-force sensor, GPS & WiFi
- Parking monitor
- AV/HDMI out and hard wire cable
- E-Marked R10

| PART NO. | DESCRIPTION | QTY |
|----------|-----------------------|-----|
| 0-775-70 | Safe lock dash camera | 1 |



Rotation



Keep data secure with Safe Lock



Top pick for EVs

1080P FULL HD DASH CAMERA WITH GPS



🔑 4hrs recording time when camera is set to highest resolution.

12/24V

Mobile Digital Video Recorder, 12/24V, stores camera video onto 32GB micro SD (not included).

- Full HD real time recording
- Built-in G-force sensor and GPS
- Motion detection / theft prevention
- Speed monitoring
- Comes with USB cable, 12/24V cigarette cable/plug

| PART NO. | DESCRIPTION | QTY |
|----------|---------------------|-----|
| 0-776-60 | Full HD dash camera | 1 |



Built-in GPS & G-sensor



1080p Full HD

🔍 LOOKING FOR TAMPER SEALS? Order 0-776-63.

1080P FULL HD 2.0" MINI DASH CAMERA



🔑 7.5hrs recording time when camera is set to highest resolution.

12/24V

Mini dash camera with 2.0" screen. Stores camera video onto 64GB micro SD (not included).

- 1080p Full HD real time recording
- Built-in G-force sensor
- Motion detection / theft prevention
- Large depth of field with 170° wide angle lens

| PART NO. | DESCRIPTION | QTY |
|----------|--------------------------|-----|
| 0-775-45 | Full HD mini dash camera | 1 |
| 4-775-94 | Cigarette plug charger | 1 |



1080p Full HD



Extra wide viewing angle



Small & compact



LOOKING FOR AN SD CARD?

See page 49 for 32GB, 64GB and 128GB SD cards.



4K ULTRA HD DASH CAM WITH WI-FI FOR EASY DOWNLOAD

12/24V

4K dash camera with 2.0" screen. Stores camera video onto 128GB micro SD card (not included).

- 4K resolution real time recording
- Built-in G-force sensor and GPS
- Motion detection
- WiFi to stream files
- Large depth of field with 170° wide angle lens



11hrs recording time at highest resolution.



4K ultra HD



Built-in G-sensor



Top pick for EVs

| | PART NO. | DESCRIPTION | QTY |
|--|----------|----------------|-----|
| | 0-775-53 | 4K dash camera | 1 |

BODY WORN CAMERA

2K QUAD HD RECHARGEABLE BODY WORN CAMERA

12/24V

IRREFUTABLE EVIDENCE THAT CAN BE RELIED UPON, CAPTURED WITH STUNNING CLARITY.

- Accurately capture every moment in 2K with 140° wide angled lens
- Crystal clear face detection and up to 10m night vision for crystal clear footage even in low-light conditions
- Record footage continuously for up to 14 hours
- Secure security protocols prevent accidental deletion or tampering of footage to provide irrefutable evidence that can be relied upon
- Advanced recording features to suit your needs; secret mode, pre-record, delay record and loop recording

KEY FEATURES

- 2K Quad HD body worn camera
- 2" screen and 140° wide angled lens
- 128GB internal memory
- 3,500mAH Lithium battery
- Protected to IP66
- Built in GPS, motion sensor and G-force sensor
- Footage digitally watermarked with user ID, time & date
- Infra-red light, flash light and short burst image taking available
- Kit includes camera, charging dock, USB cable, charger, & rotatable clip



2K Quad HD



Built-in GPS & G-sensor

| | PART NO. | DESCRIPTION | QTY |
|--|----------|----------------------|-----|
| | 0-878-10 | Body worn camera kit | 1 |

Up to 10m night vision with clear face detection.

DVR KITS

Durite DVR kits;

- Encourage better driver behaviour
- Reduce risk of accidents and help lower insurance premiums
- Record high-quality videos and play back anytime

- GPS
- Password protected
- Hard Drive or SD Card DVRs
- 1080p or 720p resolution

HD HARD DRIVE DVR KITS



- Vibration-resistant design
- Supports up to 5 cameras
- Comes with 3-yr warranty

- 720p**
HD Resolution
- HDD**
Hard Drive
- 4/5**
4 or 5 cameras
- E-Marked**
- Top picks for EVs**

DURITE BEST-IN-CLASS HIGH DEFINITION DVR KIT PROVIDES THE DRIVER WITH BETTER VISIBILITY ALL ROUND, AND CAPTURES CRYSTAL-CLEAR EVIDENCE.

- Allows drivers to reverse and manoeuvre more safely
- Prevents accidents, personal injury and saves lives
- Prevents vehicle and property damage

Durite high definition DVR & CCTV kit includes a HD DVR with 1TB hard drive, 1 x 7" monitor, 1 x rear view 720p HD camera (x2 0-774-14 kit only), 1 x forward-facing 720p HD camera (1080p IP camera on 5 camera kits), 2 x side 720p HD cameras, 1 x 1080P dome camera (0-876-48 kit only), 1 x 20m and 3 or 4 x 5m leads.



Supplied with 1TB hard drive & alarm cable.



Recover footage directly from your HDD with our digital hard drive reader. **Part no. 0-876-33.**

“ Record crystal-clear video footage. ”

| PART NO. | DESCRIPTION | QTY |
|----------|--|-----|
| 0-775-87 | 720p HD 5-channel DVR & 4 cameras | 1 |
| 0-876-48 | HD 5-channel DVR & 5 cameras (extra dome camera) | 1 |
| 0-774-14 | HD 5-channel DVR & 5 cameras (extra rear camera) | 1 |



**WE WILL COME TO YOU!
INSTALLATION ANYWHERE IN THE UK.**



CONTACT US TODAY

Here at Durite, not only do we supply best-in-class Vehicle Safety Equipment with type approvals and extended warranty, we also work with **Approved Installers** nationwide to ensure the installation is carried out to the highest standard.

HIGH DEFINITION HARD DRIVE DVR KITS



Spec Improvement



Full HD Resolution



Hard Drive



8 channels

Durite high definition 8-channel DVR kit includes a DVR with 1TB hard drive, 1 x 7" monitor, 1 x forward-facing HD camera, 1 (or 2) x rear HD camera, 2 x side HD cameras, 1 (or 2) x 20m and 3 (or 4) x 5m leads.

- 8-channel DVR for up to 8 cameras
- G-force sensor & GPS
- Supplied with 1TB HDD

Kit will accept 2 x 2TB hard drive max.



| PART NO. | DESCRIPTION | QTY |
|----------|---|-----|
| 0-775-86 | 720p HD 8-ch DVR & 5 cameras | 1 |
| 0-775-88 | 720p HD 8-ch DVR & 5 cameras - mirror image | 1 |

| PART NO. | DESCRIPTION | QTY |
|----------|------------------------------------|-----|
| 0-774-02 | 1080p Full HD 8-ch DVR & 4 cameras | 1 |



ADDITIONAL CAMERAS?

See pages 37-40.

SD CARD DVR KITS



Top pick for EVs



Standard or HD Resolution



SD Card



4 cameras

Durite DVR & CCTV Kit includes a 4-channel DVR, 1 x 7" monitor, 1 x rear view camera, 1 x forward-facing camera, 2 x side cameras, 1 x 20m and 4 x 5m leads and comes with 1 x 32GB SD card.

- Perfect for 12V & 24V applications
- Infrared cameras for day & night vision
- Records on up to 2 x 128GB SD cards (1 x 32GB included)



| PART NO. | DESCRIPTION | QTY |
|----------|---|-----|
| 0-775-76 | 960H SD DVR & CCTV reversing kit | 1 |
| 0-775-77 | 960H SD DVR & CCTV reversing kit - mirror image | 1 |
| 0-775-36 | 720p SD DVR & CCTV reversing kit | 1 |



Small side cam 960H kit; Mirror image - 0-775-78.



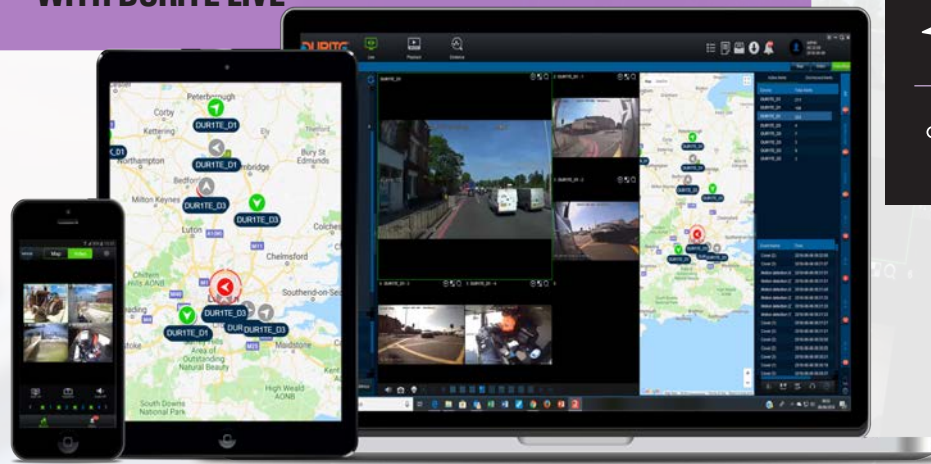
ADDITIONAL SD CARDS?

See page 49.

DURITE LIVE DVR KITS

4G HD DVR KITS

WITH DURITE LIVE



“

Exceptional fleet management capabilities.

”



4G live stream multiple vehicles



Real-time GPS tracking. Follow your fleet on a map



Hosted on Durite secure cloud



Crystal clear footage with HD cameras



Vibration-resistant design for 360° installation anywhere



Warranty 3-year warranty



E-Marked Reliable, certified Durite products



Top picks for EVs

4G TECHNOLOGY ALLOWS YOU TO REMOTELY LIVE STREAM VIDEOS, ACCESS FLEET DATA & REPORTS FROM ANY DEVICE.

- Follow your fleet on a map
- Get real-time notifications in case of an incident
- Receive alerts if a camera is covered or down
- Record high definition footage
- Download & schedule reports

Durite high definition 4G DVR Kits with Durite Live include; 1 x 4G DVR with 1TB hard drive, 1 x 7" monitor, 1 x forward-facing HD camera, 1 x rear HD camera, 2 x side HD cameras, 1 x HD dome camera (0-876-43 only) 1 x 20m and 3 (or 4) x 5m leads.



Touchscreen option available.



| PART NO. | DESCRIPTION | QTY |
|----------|---|-----|
| 0-876-39 | DL1 4G DVR kit + 4 cameras (all 720p HD) | 1 |
| 0-876-41 | DL1 4G DVR kit + 4 cameras (inc. 1080p Full HD forward-facing camera) | 1 |
| 0-876-43 | DL1 4G DVR kit + 5 cameras (inc. 1080p Full HD forward-facing camera & dome camera) | 1 |

*12-month subscription required to access the Durite Live portal (0-876-99).

INTEGRATED CCTV & DVR KITS

Durite integrated DVR CCTV kits are an all-in-one camera monitoring and recording solution. With no separate DVR box they are easy to install. Record straight onto the monitor, saving time and money.

7" 4-CHANNEL 720P HD CCTV KIT WITH INTEGRATED SSD DVR

12/24V

- Records onto 480GB Solid State Drive
- Additional storage capacity 1 x SD card up to 256GB (Supplied with 1 x 32GB SD card)
- GPS & G-force sensor
- Waterproof camera (IP68) and monitor (IP65)
- 7" touchscreen monitor
- 6G anti-vibration protection
- Inputs for up to 4 cameras



Built-in DVR



Password protected & built-in lock



Top pick for EVs

| PART NO. | DESCRIPTION | QTY |
|----------|--|-----|
| 0-774-03 | 7" monitor with built-in DVR + 4 cameras | 1 |
| 0-774-04 | 7" monitor with built-in DVR + 1 camera | 1 |

9" 6-CHANNEL 720P HD CCTV KIT WITH INTEGRATED SSD DVR

12/24V

- Records onto 480GB Solid State Drive
- Additional storage capacity 2 x SD cards up to 256GB each (Supplied with 1 x 32GB SD card)
- GPS & G-force sensor
- Waterproof camera (IP68) and monitor (IP65)
- 9" touchscreen monitor
- 6G anti-vibration protection
- Inputs for up to 6 cameras



Built-in DVR



Password protected & built-in lock

| PART NO. | DESCRIPTION | QTY |
|----------|--|-----|
| 0-774-00 | 9" monitor with built-in DVR + 4 cameras | 1 |
| 0-774-01 | 9" monitor with built-in DVR + 1 camera | 1 |

9" monitors are recommended by FORS.

7" WIRELESS 4-CHANNEL 720P HD CCTV KIT WITH INTEGRATED CARD DVR

12/24V

- Records onto a SD card up to 128GB (1 x 32GB SD card included only)
- Range can be as far as 120M providing a significant long distance and stable signal
- G-force sensor
- Waterproof camera (IP68) and monitor (IP65)
- Inputs for up to 4 cameras



Built-in DVR



Password protected & built-in lock

| PART NO. | DESCRIPTION | QTY |
|----------|---|-----|
| 0-775-59 | Wireless CCTV kit with built-in DVR + 4 cameras | 1 |
| 0-775-61 | Wireless CCTV kit with built-in DVR + 1 camera | 1 |

Specially designed for commercial & construction vehicles.

CCTV MONITORING KITS

OUR MOST POPULAR KITS



0-776-66
7" CCTV KIT
see below



0-776-00
7" 1080P CCTV KIT
see page 23



0-775-39
7" 2-CH WIRELESS KIT
see page 27



0-775-47
2-CH MIRROR MONITOR KIT
see page 25

7" CAMERA MONITORING KITS

7" 2-CHANNEL CCTV KIT, FAN BRACKET

12/24V



Great Value



Top pick
for EVs



2-Channel Reversing Camera System, includes 7" TFT LCD monitor & 1 rear view 1/3" Sony CCD camera.

- High resolution monitor and bracket is suitable for most dashboards while the shielded cable ensures robust installation on all truck sizes, vans and industrial vehicles
- Camera protected to IP68
- Supplied with remote control & 20m cable, (additional 5m lead on 2-camera kits)
- 1 additional camera can be used

2-CHANNEL 7" CCTV KIT & 1 CAMERA

| PART NO. | DESCRIPTION | QTY |
|----------|----------------------------|-----|
| 0-776-66 | 7" standard image CCTV kit | 1 |
| 0-776-67 | 7" mirror image CCTV kit | 1 |



2-CHANNEL 7" CCTV KIT & 2 CAMERAS

| PART NO. | DESCRIPTION | QTY |
|----------|---------------------------------------|-----|
| 0-775-56 | 7" monitor & 2 cameras standard image | 1 |
| 0-775-57 | 7" monitor & 2 cameras mirror image | 1 |

7" 2-CHANNEL CCTV KIT, U-SHAPE BRACKET

LOOKING FOR A KIT WITH A U-SHAPE BRACKET & FAN BRACKET?




- ✓ 12/24V
- ✓ 7" TFT-LCD monitor
- ✓ 1 rear view Sony CCD Camera
- ✓ U-shape steel bracket & fan bracket
- ✓ Camera protected to IP68
- ✓ Supplied with 20m cable

| PART NO. | DESCRIPTION | QTY |
|----------|-----------------------|-----|
| 0-775-51 | 7" 2-channel CCTV Kit | 1 |

FORS & DVS COMPLIANCE

Durite are a FORS Associate. We supply a range of simple all-in-one kits to help you comply with FORS and DVS. (Direct Vision Standard from Transport for London).

See pages 8 & 9 for more information.



 **LOOKING FOR A MONITOR BRACKET?** *see page 47 for full range.*

7" 2-CHANNEL AHD CCTV KIT, 1080P FHD CAMERA

12/24V

2-Channel Reversing Camera System, includes 7" AHD monitor & 1 rear view 1/2.8" Sony 1080p FHD camera.

- High resolution monitor and bracket is suitable for most dashboards while the shielded cable ensures robust installation on all truck sizes, vans and industrial vehicles
- Camera protected to IP68 & has a microphone
- 1024 x RGB x 700 monitor
- Monitor features parking guide lines
- Supplied with remote control & 20m cable
- 1 additional camera can be used
- E-Marked R10 EMC, CE & UKCA approved



HD CCTV Kit



Top pick for EVs



| PART NO. | DESCRIPTION | QTY |
|----------|---------------------------|-----|
| 0-776-00 | AHD 7" 2-channel CCTV kit | 1 |



7" 2 CAMERA CCTV KIT

12/24V

7" 2-Channel CCTV Kit with 1 rear view camera & 1 side camera.

- 7" Split screen monitors - recommended by FORS & DVS
- Supplied with Fan and U-shape brackets
- Side camera protected to IP69K
- Supplied with remote control, 5m & 20m cable

| PART NO. | DESCRIPTION | QTY |
|----------|-----------------------------------|-----|
| 0-774-88 | 7" 2-channel split screen monitor | 1 |



7" 3-CHANNEL CCTV KIT

12/24V



3-Channel CCTV kit - 12/24V.

Durite 3-Channel reversing camera system, includes 7" TFT-LCD 3-channel monitor & 1 x rear view Sony 1/3" CCD Camera.

- Camera protected to IP68
- Supplied with 20m cable

| PART NO. | DESCRIPTION | QTY |
|----------|-----------------------|-----|
| 0-775-68 | 7" 3-channel CCTV kit | 1 |

7" 3-CHANNEL AHD CCTV KIT

12/24V



HD CCTV Kit



3-Channel high definition CCTV kit - 12/24V.

3-Channel reversing camera system includes 7" AHD monitor & rear view 720p HD camera.

- High definition
- Supplied with 20m cable
- Camera protected to IP68

| PART NO. | DESCRIPTION | QTY |
|----------|---------------------------|-----|
| 0-776-72 | AHD 7" 3-channel CCTV kit | 1 |

7" 4-CHANNEL CCTV KITS



4 channels



Infrared Cameras

12/24V



4-Channel CCTV kit with 1 or 4 cameras - 12/24V.

7" QUAD monitor allows up to 4 images to be displayed simultaneously, for a comprehensive view of blind spots.

- Up to 4 triggers
- Infrared cameras for day and night vision
- Single camera kit includes 1 monitor (7"), 1 x rear camera, 1 x 20m, sunshade, U-shape bracket (plus 1 x forward-facing camera & 2 x side cameras for 4 camera kit)



1-CAMERA KIT

| PART NO. | DESCRIPTION | QTY |
|----------|--------------------------------|-----|
| 0-775-34 | 7" QUAD CCTV kit with 1 camera | 1 |

4-CAMERA KIT

| PART NO. | DESCRIPTION | QTY |
|----------|--|-----|
| 0-775-66 | 7" QUAD CCTV kit with 4 cameras | 1 |
| 0-775-67 | 7" QUAD CCTV kit with 4 cameras - mirror image | 1 |
| 0-774-96 | 7" QUAD CCTV kit with 4 x 0-776-70 NEW | 1 |

5" CAMERA MONITORING SYSTEM

5" 3-CHANNEL CCTV KIT



3 Camera inputs



5" monitor



12/24V

3-Channel CCTV 5" TFT infrared with sound

- 3-channel reversing camera system
- Suitable for 12/24V applications
- Supplied with 1 x 5" colour TFT-LCD monitor, 1 x rear view Sony CCD camera and 1 x 20m cable

| PART NO. | DESCRIPTION | QTY |
|----------|-----------------------|-----|
| 0-776-75 | 5" 3-channel CCTV kit | 1 |

9" CAMERA MONITORING SYSTEM

9" 2-CHANNEL CCTV KIT



2 Camera inputs



9" monitor



9" monitors are recommended by FORS.

12/24V

2-Channel CCTV 9" TFT infrared with sound

- 2-channel reversing camera system
- Suitable for 12/24V applications
- Supplied with 1 x 9" colour TFT-LCD monitor, 1 x rear view Sony CCD camera and 1 x 20m cable

| PART NO. | DESCRIPTION | QTY |
|----------|-----------------------|-----|
| 0-775-30 | 9" 2-channel CCTV Kit | 1 |

VAN CAMERA MONITORING SYSTEMS

UNIVERSAL BRAKE LIGHT CAMERA CCTV KITS

12/24V IP68

Monitor and brake light camera kits

- 7" monitor
- Camera protected to IP68
- Comes with 10m lead

| PART NO. | DESCRIPTION | QTY |
|----------|------------------------|-----|
| 0-099-40 | With 7" Monitor | 1 |
| 0-099-45 | With 7" Mirror Monitor | 1 |



7" monitor



7" mirror monitor



Universal



LOOKING FOR A BRAKE LIGHT CAMERA? *NEW range on page 40.*

Cameras for Citroen, Fiat, Ford, Freightliner, Mercedes Benz, Nissan, Opel, Peugeot, Renault, Toyota, Vauxhall & VW

NEW



2-CHANNEL AHD REAR VIEW MIRROR MONITOR CCTV KIT - 1080P FHD CAMERA

12/24V IP68

7" AHD mirror monitor & 1 rear view 1/2.8" Sony 1080p FHD camera.

- Camera protected to IP68 & has a microphone
- Monitor features parking guide lines
- Supplied with remote control & 20m cable, 1 additional camera can be used
- E-Marked R10 EMC, CE & UKCA approved

| PART NO. | DESCRIPTION | QTY |
|----------|------------------------|-----|
| 0-775-00 | AHD Mirror monitor kit | 1 |



HD CCTV Kit



Top pick for EVs

2-CHANNEL REAR VIEW MIRROR MONITOR CCTV KITS



12/24V IP68

7" TFT-LCD mirror monitor & 1 camera - 12/24V

- 1/3" Sony CCD image sensor camera
- Camera protected to IP68

| PART NO. | DESCRIPTION | QTY |
|----------|------------------------|-----|
| 0-775-47 | Monitor & 1 camera | 1 |
| 0-776-49 | Mirror monitor bracket | 1 |

2-CHANNEL REAR VIEW MIRROR MONITOR CCTV KIT



12/24V IP68

7" TFT-LCD mirror monitor & number plate camera - 12/24V

- 1/3" Sony CCD image sensor camera
- Camera protected to IP68

| PART NO. | DESCRIPTION | QTY |
|----------|------------------------|-----|
| 0-774-93 | Monitor & 1 camera | 1 |
| 0-776-49 | Mirror monitor bracket | 1 |

NEW

CCTV KITS & VEHICLE SAFETY CCTV MONITORING KITS VAN CAMERA MONITORING SYSTEMS

NUMBER PLATE CAMERA CCTV KITS



7" monitor



7" mirror monitor

12/24V IP68

25cm number plate camera, 7" monitor kit - 12/24V

- CMOS image sensor
- Supplied with 20m cable

| PART NO. | DESCRIPTION | QTY |
|----------|------------------------|-----|
| 0-775-17 | With 7" monitor | 1 |
| 0-775-27 | With 7" Mirror monitor | 1 |

HIGH DEFINITION NUMBER PLATE CAMERA KITS



HD CCTV Kit



12/24V IP68

720p or 1080p FHD number plate camera with 7" monitor

- CMOS image sensor
- Camera protected to IP68

| PART NO. | DESCRIPTION | QTY |
|----------|-----------------------------------|-----|
| 0-774-72 | 7" Monitor & 720p camera (180mm) | 1 |
| 0-774-73 | 7" Monitor & 1080p camera (200mm) | 1 |



Top pick for EVs

WIRELESS CAMERA MONITORING SYSTEMS

4.3" 2-CHANNEL WIRELESS CCTV KIT



12/24V

IP68



4.3" monitor



Split screen

4.3" 2-Channel wireless TFT-LCD monitor & 1 camera

- Can receive signal from up to 2 cameras
- Supplied with 1 x 4.3" screen monitor and 1 x rear view camera only. Additional cameras can be purchased (4-776-42)
- Camera protected to IP68
- Wireless transmitting range of up to 100m

| PART NO. | DESCRIPTION | QTY |
|----------|------------------------|-----|
| 4-776-43 | 4.3" wireless CCTV kit | 1 |

5" 2-CHANNEL WIRELESS CCTV KIT



12/24V

IP68



5" monitor

5" 2-Channel wireless TFT-LCD monitor & 1 camera

- Can receive signal from up to 2 cameras
- Supplied with 1 x 5" screen monitor and 1 x rear view camera only. Additional cameras can be purchased (0-775-29 & 0-775-63)
- Camera protected to IP68
- Wireless transmitting range of up to 120m

| PART NO. | DESCRIPTION | QTY |
|----------|----------------------|-----|
| 0-775-41 | 5" wireless CCTV kit | 1 |

CCTV KITS & VEHICLE SAFETY CCTV MONITORING KITS WIRELESS CAMERA MONITORING SYSTEMS

7" AHD WIRELESS MIRROR MONITOR & 1080P CAMERA

12/24V

IP68



HD CCTV Kit

7" 4-Channel wireless TFT-LCD AHD mirror monitor & 1 1080p FHD rear view camera.

- Can receive signal from up to 4 cameras
- Supplied with 1 x 7" AHD mirror monitor and 1 x rear view camera only
- Camera protected to IP69K
- Built-in wireless receiver with a range of 100m

| PART NO. | DESCRIPTION | QTY |
|----------|------------------------------------|-----|
| 4-776-25 | AHD 7" wireless mirror monitor kit | 1 |

7" 2-CHANNEL WIRELESS CCTV KIT

12/24V

IP68



7" monitor



Split screen

7" 2-Channel wireless TFT-LCD monitor & 1 camera

- Can receive signal from up to 2 cameras
- Supplied with 1 x 7" split screen monitor and 1 x rear view camera only. Additional cameras can be purchased (0-775-29 & 0-775-63)
- Camera protected to IP68
- Built-in wireless receiver with a range of 120m

| PART NO. | DESCRIPTION | QTY |
|----------|----------------------|-----|
| 0-775-39 | 7" wireless CCTV kit | 1 |

7" AHD WIRELESS MONITOR & 1080P CAMERA

12/24V

IP68



HD CCTV Kit

7" 4-Channel wireless TFT-LCD AHD monitor & 1 1080p FHD rear view camera.

- Can receive signal from up to 4 cameras
- Supplied with 1 x 7" AHD monitor and 1 x rear view camera only.
- Camera protected to IP69K
- Built-in wireless receiver with a range of 100m

| PART NO. | DESCRIPTION | QTY |
|----------|--------------------------|-----|
| 4-776-05 | AHD 7" wireless CCTV kit | 1 |

7" QUAD 4-CHANNEL WIRELESS CCTV KIT

12/24V

IP68



Split screen



4 Camera inputs

7" QUAD 4-Channel wireless TFT-LCD monitor & 1 camera

- Can receive signal from up to 4 cameras
- Supplied with 1 x 7" split screen monitor and 1 x rear view camera only. Additional cameras can be purchased (0-775-29 & 0-775-63)
- Camera protected to IP68
- Wireless transmitting range of up to 120m

| PART NO. | DESCRIPTION | QTY |
|----------|----------------------|-----|
| 0-775-01 | 7" wireless CCTV kit | 1 |



LOOKING FOR A RECHARGEABLE MAGNETIC WIRELESS CAMERA SOLUTION? See page 28 and 47.



ALL-IN-ONE MAG CAM KITS

THE BEST TRAILER SOLUTION

“ Designed with trailers in mind, easily interchange trailers, sync-up & play ”



Crystal clear footage with HD cameras



Vibration-resistant design for installation anywhere



Warranty 2 years as standard

Durite Magnetic Camera DVR Kits feature a **rechargeable wireless magnetic camera** enabling you to **quickly interchange trailers** & mount anywhere on your trailer with a transmission range of up to 100m.

MAG CAM BENEFITS

- Strong magnetic base resists high speeds
- Conveniently charge in vehicle
- Reduce installation time (Retractable cable not required)
- Plug-in & play
- Reduce blind spots & incidents
- Record high resolution evidence
- Kits to Record, Live stream & Comply

KEY FEATURES

- High resolution, 700TVL
- 8 hours continuous runtime
- 20 infrared LEDs for clearer night vision
- Strong digital signal, up to 100m
- Suitable for 12 & 24V vehicles
- 4 high resolution cameras

✂ **Want to create your own kit, see Mag Cam on pg 47.**

DVR kits are supplied with 1 x 7" monitor, 1 x forward facing camera, 1 x rear magnetic camera, 2 x side cameras and leads.

Compliant kits also come with 1 x side detection system with low speed trigger & left turn speaker, 1 x back-up alarm with night silent, 1 x warning sign & leads.



Strong magnetic base



All-In-One Kits; Record, Live Stream & Comply



Quickly interchange trailers



MAG CAM WITH DVR KITS

| PART NO. | DESCRIPTION | QTY |
|----------|---|-----|
| 0-774-58 | Record Standard resolution SD Card DVR Kit, 4 cameras | 1 |
| 0-774-59 | Record High resolution HDD DVR Kit, 4 cameras | 1 |
| 0-774-68 | Live Stream 4G DVR Kit, 4 cameras | 1 |
| 0-774-69 | Record & Comply DVR Kit, 4 cameras, alarms & side detection | 1 |
| 0-774-76 | Live Stream & Comply 4G DVR Kit, 4 cameras, alarms & side detection | 1 |

“ Record, Live Stream & Comply with FORS, CLOCS & DVS. ”

TELEMATICS

Monitor driving habits and improve the safety of your drivers and other road users.
Track harsh braking, acceleration, hard cornering and speeding.


-  Improve driving habits
  Fewer speeding incidents
  Cheaper insurance premiums
  Fuel cost saving

SMART NANO TELEMATICS TRACKER

The Durite smart nano tracker features a 2-wire fixing for an easy and secure installation, reducing the risk of removal. Complimented with Bluetooth connectivity and an internal backup battery, the Durite smart tracker does not conflict with any existing telemetry solutions already in-situ.

- Solid waterproof case
- Built-in accelerometer & gyroscope sensors to provide highly accurate crash data
- Integrates with Durite Telematics to provide detailed driver behaviour, location and journey data for analysis
- Easy data access on the Fleet Dashboard
- Data is secured to the Cloud

| PART NO. | DESCRIPTION | QTY |
|----------|-------------------------------|-----|
| 0-875-60 | Smart nano telematics tracker | 1 |



 Easy and secure installation.

TELEMATICS TRACKER WITH IMMOBILISER

Suitable for a wide range of vehicles, plant & fleet vehicle & applications.
The immobiliser will prevent the engine from restarting.

- This device features extra sensitive GPS to provide accurate location of 2.0m & speed information while the GPRS/GSM transmits live and scheduled telematics reporting and alerts

| PART NO. | DESCRIPTION | QTY |
|----------|--|-----|
| 0-875-01 | For mainland UK | 1 |
| 0-875-11 | For Northern Ireland & Republic of Ireland | 1 |



TELEMATICS TRACKER WITHOUT IMMOBILISER

Suitable for installation on a range of vehicles and plant machinery.

- This device features G-sensor (ideal for accurate driver profiling and crash notifications)
- Inputs for temperature monitoring or Driver ID
- Includes high sensitivity GPS with location accuracy of 2.5m



| PART NO. | DESCRIPTION | QTY |
|----------|--|-----|
| 0-875-08 | For mainland UK | 1 |
| 0-875-18 | For Northern Ireland & Republic of Ireland | 1 |

TRAILER TRACKER

The Durite trailer tracker is designed for the tracking of trailer units.

- Trailers can be left for prolonged periods of time without power & easily found with the 6-month backup battery
- Recharged quickly from any 12V/24V power supply, and has 3 inputs and 3 outputs allowing remote control of hardware such as door locks & temperature sensors



| PART NO. | DESCRIPTION | QTY |
|----------|--|-----|
| 0-875-02 | For mainland UK | 1 |
| 0-875-12 | For Northern Ireland & Republic of Ireland | 1 |

BLIND SPOT DETECTION SYSTEMS

“ 4, 8 or 12 sensor kits available. ”

DESIGNED FOR HGVS AND TRACTOR UNITS

- Warn cyclists and pedestrians with external speaking alarm
- Integrates with Durite CCTV Kits
- Record on Durite mobile DVR if fitted
- Compliant with CLOCS, FORS, DVS and construction companies who require commercial vehicles to meet specific safety specifications
- ECE, EMC R10 approval



4 LEFT SENSORS

4, 8 OR 12 BLIND SPOT SENSOR KITS

12/24V IP68



- For 12/24V vehicles
- Adjustable sensor sensitivity reduces false detection between 0.9m to 1.8m
- Kits include ultrasonic sensors, internal buzzer & external speaker
- Operates on GPS speed trigger reducing installation time. Select maximum speed at which you want obstacles to be detected

| | STANDARD RESOLUTION | AHD RESOLUTION | ARTICS ADD CABLE | QTY |
|--------------|---------------------|----------------|------------------|-----|
| 4 Sensor Kit | 0-870-10 | 0-870-80 | 0-870-95 | 1 |

EXTENSION KITS

| | | |
|-------------------------------|---------------------|---|
| 4 extra sensors down one side | 0-870-44 | 1 |
| 8 extra sensors down one side | 0-870-44 & 0-870-83 | 1 |



Left turn speaker



Built-in GPS speed trigger



Detects objects as far as 1.8m



Ultrasonic sensors Up to 12



If an object is detected the screen display shows the location along the vehicle, the in-cab buzzer sounds and the external speaker alerts the pedestrians and cyclists.

🔧 For spare components go to related items tab for 0-870-10 & 0-870-80 on our website.

| PART NO. | DESCRIPTION | QTY |
|----------|---------------------------------------|-----|
| 0-870-95 | 3.5m side detection retractable cable | 1 |
| 0-870-91 | 2m extension cable to sensor | 1 |
| 0-870-90 | 3-pin connector extension cable | 1 |



4 RIGHT SENSORS



4 REAR SENSORS



SIGN UP TO DURITE'S E-NEWS FOR THE LATEST PRODUCT, INDUSTRY & REGULATORY NEWS. WWW.DURITE.CO.UK



CCTV KITS & VEHICLE SAFETY BLIND SPOT SYSTEMS

ULTRASONIC NEAR SIDE BLIND SPOT SENSOR KITS

12/24V IP69K

- Visual & audible warnings with LED traffic light warning buzzer
- Detection within 0.2 seconds up to 1.5M
- ECU protected to IP69K, sensor & connector protected to IP68
- Shock & vibration resistant
- Environment learning mode
- System self-checking function
- Flush (0°), 11° & underslung mounting available

| PART NO. | DESCRIPTION | QTY |
|----------|--|-----|
| 0-870-30 | Side sensor kit | 1 |
| 0-870-35 | Side sensor kit with left turn speaker | 1 |
| 0-870-36 | Side sensor kit with left turn speaker and low speed trigger | 1 |

| PART NO. | DESCRIPTION | QTY |
|----------|---|-----|
| 0-870-34 | 4.5m 2-pin extension lead between sensors | 1 |
| 0-870-32 | 2.5m 2-pin extension lead between sensors | 1 |

For spare components go to related items tab for 0-870-30 on our website.



Detection up to 1.5m



System self-checking function



System Self-Checking Function checks all the sensors when switched on, indicating with a beep sound if a sensor is faulty.

ULTRASONIC REAR BLIND SPOT SENSOR KIT

12/24V IP69K

- Visual & audible warnings with LED warning buzzer
- Detection within 0.2 seconds up to 2.2M
- ECU protected to IP69K, sensor & connector protected to IP68
- Shock & vibration resistant
- Environment learning mode
- System self-checking function

| PART NO. | DESCRIPTION | QTY |
|----------|------------------------|-----|
| 0-870-05 | Reversing 4-sensor kit | 1 |



Detection up to 2.2m



System self-checking function



CANBUS CONNECTOR MODULE



An external adapter which connects directly to CANHIGH & CANLOW. Outputs the following signals: left indicator, right indicator & reverse. The unit then outputs a live speed signal (cuts out at 15mph).

- Multifunctional status LED
- Flexible firmware allows for continuous updates

Works with our DVS Safe System 4-776-60 & Blind Spot Detection System 0-870-30.

| PART NO. | DESCRIPTION | QTY |
|----------|-------------------------|-----|
| 0-774-50 | Canbus connector module | 1 |
| 0-774-51 | Contactless reader | 1 |

LOW SPEED TRIGGER MODULE

12/24V



Durite 3-in-1 Low Speed and Indicator Trigger Module is suitable for a variety of applications such as controlling side camera, warning alarm or blind spot detection system. It has 3 functions; Speed Controlled only, Indicator Triggered only or Speed & Indicator operation.

- E-Marked R10.05 EMC
- 8 speed settings up to 60MPH

Works with our DVS Safe System 4-776-60 & Blind Spot Detection System 0-870-30.

| PART NO. | DESCRIPTION | QTY |
|----------|--------------------------|-----|
| 0-774-55 | Low speed trigger module | 1 |

REVERSING & WARNING ALARMS

MULTI-FREQUENCY BACK UP ALARMS

MULTI-FREQUENCY ALARM, 92DB

Multi-frequency Alarm used to warn pedestrians when the vehicle is reversing, 9-32V.



- Multi-frequency alarm
- 92dB +/-4dB
- Protected to IP68
- 10G Mechanical vibration
- Robust ABS material
- L 104 x W 37 x H 62mm
- E-Marked EMC R10

| PART NO. | DESCRIPTION | QTY |
|----------|-----------------------|-----|
| 0-564-21 | Multi-frequency alarm | 1 |

MULTI-FREQUENCY 87DB

Multi-frequency, 12-24V.



- Multi frequency alarm
- 87dB(A), 4000Hz
- Epoxy potted against dust, moisture and vibration
- L 102 x W 70 x H 41mm
- E-Marked EMC R10

| PART NO. | DESCRIPTION | QTY |
|----------|-------------|-----|
| 0-564-11 | 12V/24V | 1 |

DOUBLE ENGAGE & NIGHT SILENT ALARM, 97DB

Multi-frequency Alarm used to warn pedestrians when the vehicle is reversing, 9-32V.



- Double engage and night silent alarm
- 97dB +/-4dB to 87dB +/-4dB / 0dB
- Protected to IP68
- 10G mechanical vibration
- Robust ABS material
- L 104 x W 37 x H 62mm
- E-Marked EMC R10

| PART NO. | DESCRIPTION | QTY |
|----------|-----------------------|-----|
| 0-564-13 | Multi-frequency alarm | 1 |

SELF ADJUSTING BACK-UP ALARM



Top pick for EVs

Self Adjusting Alarm used to warn pedestrians when the vehicle is reversing, 9-32V.



- Multi-frequency alarm (sh...sh...)
- Automatically adjust 5-10dB above ambient noise
- Protected to IP68
- 10G mechanical vibration
- Robust ABS material
- L 104 x W 75 x H 39mm
- E-Marked EMC R10

| PART NO. | DESCRIPTION | QTY |
|----------|-----------------------|-----|
| 0-564-12 | Multi-frequency alarm | 1 |

INTERMITTENT BACK UP ALARM

GREAT VALUE 105DB



Intermittent sound, 12 or 24V.

- Intermittent sound
- 105dB(A)
- One hole fixing bracket
- ø 54.3 x D 41mm
- CE approved

| DESCRIPTION | PART NO. | NIGHT SILENT | QTY |
|-------------|----------|--------------|-----|
| 12V | 0-561-12 | 0-561-62 | 1 |
| 24V | 0-561-24 | 0-561-74 | 1 |

TONAL BACK UP ALARMS

STANDARD 97DB

Standard, 12-48V.

- 60 pulses per minute
- 97dB(A), 1200Hz
- Protected against water spray
- M4 stud terminals
- L 102 x W 70 x H 41mm
- CE approved



| PART NO. | DESCRIPTION | QTY |
|----------|-------------|-----|
| 0-564-02 | 12V-48V | 1 |

HEAVY-DUTY 97DB

Heavy-Duty, 12-48V.

- 60 pulses per minute
- 97dB(A), 1200Hz
- Polarity protected solid state epoxy-potted electronics
- Steam-cleanable
- CE approved



| PART NO. | DESCRIPTION | QTY |
|----------|---------------------------|-----|
| 0-564-06 | 12V-24V with Night Silent | 1 |

EXTRA HEAVY-DUTY 112DB

Heavy-Duty, 12/24V.

- 60 pulses per minute
- 112dB(A), 1200Hz
- Epoxy potted against dust, moisture and vibration
- Protected to IP66
- L 127 x W 95 x H 77mm
- CE, EMC R10



| PART NO. | DESCRIPTION | QTY |
|----------|-------------|-----|
| 0-564-25 | 12V/24V | 1 |

SELF ADJUSTING BACK-UP ALARM

Self Adjusting Alarm used to warn pedestrians when the vehicle is reversing.

- Tonal alarm (beep...beep)
- Automatically adjust 5-10dB above ambient noise
- Protected to IP68
- 10G mechanical vibration
- Robust ABS material
- L 104 x W 75 x H 39mm
- E-Marked EMC R10



| PART NO. | DESCRIPTION | QTY |
|----------|--------------------------|-----|
| 0-564-03 | Tonal alarm (beep..beep) | 1 |

REVERSING & WARNING SPEAKERS

LEFT TURN, REVERSING OR RIGHT TURN SPEAKERS, 97DB

12/24V

IP66

R10

Used to warn pedestrians when the vehicle is indicating left, right or reversing.

- "This vehicle is.."
- At 97 dB it is loud enough to be heard over moving traffic
- Waterproof to IP66
- E-Marked, R10 approved
- H 80 x W 100 x D 73mm

| "...TURNING LEFT" | "...REVERSING" | "...TURNING RIGHT" | QTY |
|-------------------|----------------|--------------------|-----|
| 0-564-60 | 0-564-70 | 0-564-80 | 1 |





LOOKING FOR AN ALARM CUT OFF RELAY & SWITCH? *see page 50*

LEFT TURN SPEAKER, 90DB



"Sh. Sh. Caution, vehicle turning left", 9-32V

- Left turn speaker
- At 90dB is loud enough to be heard over moving traffic
- Protected to IP68
- Robust ABS material
- L 104 x W 75 x H 39mm
- E-Marked R10 EMC

| PART NO. | DESCRIPTION | QTY |
|----------|---------------------------------|-----|
| 0-564-62 | "Caution, vehicle turning left" | 1 |

USB PROGRAMMABLE SPEAKER



Top pick for EVs

Record your own warning message to the Durite USB Programmable alarm, 12/24V.



- USB programmable alarm (6W)
- Supports MP3/WAV files up to 4MB
- 0-90dB
- Protected to IP68
- Robust ABS material
- L 104 x W 39 x H 75mm
- E-Marked EMC R10

| PART NO. | DESCRIPTION | QTY |
|----------|----------------------|-----|
| 0-564-75 | Programmable speaker | 1 |

MULTI-FUNCTION ALARM



Top pick for EVs



Multi-function, 9-32V

- Left, rear, mute, night silent, double engage reverse, 1/2 sound & output trigger
- 90dB, 70dB night, 0db mute
- Protected to IP68
- Robust ABS material
- L 104 x W 75 x H 39mm
- E-Marked R10 EMC

| PART NO. | DESCRIPTION | QTY |
|----------|--|-----|
| 0-564-55 | "This vehicle is reversing" & "This vehicle is turning left" | 1 |

BUZZERS

WARNING LIGHTS-ON



12V negative earth systems

- Two tone warning alarm if the drivers door is opened when the vehicle lights are on and the ignition is switched off

| PART NO. | DESCRIPTION | QTY |
|----------|-------------|-----|
| 0-562-00 | 12V | 1 |

WARNING LOW PRESSURE



Warning buzzer

- Plastic body with one female and one male 6.35mm blade terminal

| PART NO. | DESCRIPTION | QTY |
|----------|-------------|-----|
| 0-562-12 | 12V Black | 1 |
| 0-562-24 | 24V Red | 1 |

WARNING IN CAB



Dashboard buzzer

- 2 tones
- 72 dB(A)
- Single hole fixing
- Two terminal

| PART NO. | DESCRIPTION | QTY |
|----------|-------------|-----|
| 0-562-62 | 12V | 1 |
| 0-562-74 | 24V | 1 |

MIRRORS

CLASS II



Commercial vehicle convex glass mirror head

- 362 x 174mm. Clamps to main mirror 16-28mm arms
- ECE approved, Class II

| PART NO. | DESCRIPTION | QTY |
|----------|-------------|-----|
| 0-771-00 | 362 x 174mm | 1 |



Commercial vehicle flat glass mirror heads

- Clamps to 5/8" (13-16mm) arms
- ECE approved

| PART NO. | DESCRIPTION | QTY |
|----------|----------------------------|-----|
| 0-770-04 | 7" x 5" (177 x 127 mm) | 4 |
| 0-771-04 | 10" x 6" (254 x 152 mm) | 2 |

CLASS IV



Commercial vehicle wide angle glass mirror head (193 x 193mm)

- Clamps to 16-28mm arms
- ECE approved, Class IV

| PART NO. | DESCRIPTION | QTY |
|----------|-------------|-----|
| 0-770-00 | 193 x 193mm | 1 |

CLASS V



Over door/kerbs mirror head (240 x 155mm)

- To EEC specification Class V
- Comes with mirror arm fitted with 2 x 6mm slots at 40-60mm

| PART NO. | DESCRIPTION | QTY |
|----------|-------------|-----|
| 0-770-07 | 240 x 155mm | 1 |

CLASS VI



Over screen/front view mirror head (293 x 210mm)

- To EEC specification Class VI with unbreakable lens
- Comes with mirror arm 440mm long, 19mm diameter with clamp that fits 16-28mm diameter arms

| PART NO. | DESCRIPTION | QTY |
|----------|-------------|-----|
| 0-770-08 | 293 x 210mm | 1 |



Over screen/front view circular mirror head (255mm diameter)

- To EEC specification class VI
- Comes with mirror arm 440mm long, 19mm diameter with clamp that fits 16-28mm diameter arms

| PART NO. | DESCRIPTION | QTY |
|----------|----------------|-----|
| 0-770-09 | 255mm diameter | 1 |

DVRs

*12-month subscription required to access the Durite Live portal (0-876-99).

- HDD or SD card DVRs**
- Password protection & Lock cover**
- Options include; GPS, G-Force, WiFi for Data download, 4G for Live streaming**

Durite DVRs encourage better driver behaviour, reduce risk of accidents and help lower insurance premiums. Choose our 4G DVRs for live streaming vehicle cameras & monitoring vehicle location from any device. Record high-quality videos and play back anytime.

720P HD 5-CHANNEL HARD DRIVE DVR

12/24V

720p

HD Resolution

x5

5 camera inputs

Compact design

4G

Live streaming available

HD 5-Channel DVR with GPS



- Channels consist of 4 x 720p AHD & 1 x 1080p IP
- 4G version available for Live streaming with Durite Live
- The vibration-resistant & compact design of the DVR enables 360° mounting anywhere in the cabin
- 3-year warranty (DVR only)
- Comes with alarm cable & 1TB hard drive

- Spare Caddy 0-876-28.**
- Panic button 0-876-95.**

| DVR | 4G DVR FOR LIVE STREAMING | DESCRIPTION | QTY |
|----------|---------------------------|--------------------------------------|-----|
| 0-876-57 | 0-876-59 | 5-channel DVR | 1 |
| 0-876-80 | 0-876-55 | 5-channel DVR without 1TB hard drive | 1 |

1080P FULL HD 8-CHANNEL HARD DRIVE DVR

1080p

Full HD Resolution

x8

8 camera inputs

Built-in GPS & G-force



- IR Jack, 3m lead 0-775-80.**
- Spare Caddy 4-776-19.**

12/24V

1080p Full HD 8-channel DVR with GPS & G-force Sensor

- Stores up to 8 camera videos onto 2 x 2TB Hard drive
- 12 alarm channel outputs & 8 trigger inputs for up to 8 cameras
- Lockable cover and password protected
- Built-in G-force sensor and GPS
- Motion detection/theft prevention
- Speed monitoring and warning
- Supplied with connecting cables and remote control

| PART NO. | DESCRIPTION | QTY |
|----------|-------------------------------|-----|
| 4-776-81 | 8-channel 1080p HD mobile DVR | 1 |

1080P HD 4-CHANNEL SD CARD DVR

1080p

Full HD Resolution

x4

4 camera inputs

SD

SD Card



- IR Jack, 3m lead 0-775-80.**

12/24V







1080p HD 4-channel DVR with GPS & G-force sensor

- Stores up to 4 camera videos onto 2 x SD cards - 128GB each (1 x 32GB SD card included only)
- Lockable cover and password protected
- Motion detection/theft prevention
- Speed monitoring and warning
- Supplied with connecting cables and remote control
- 4 trigger inputs for up to 4 cameras

| PART NO. | DESCRIPTION | QTY |
|----------|-------------------------------|-----|
| 0-776-80 | 4-channel 1080p HD mobile DVR | 1 |

CAMERAS

Reverse and manoeuvre more safely by reducing blind spots with Durite high-quality CCTV cameras.

-  Prevent collision & reduce vehicle damage
-  AHD cameras for crystal clear view of vehicle registrations
-  Perfect for both day & night vision
-  Waterproof
-  Wide view angle up to 150°
-  Dual voltage 12/24V

FORWARD FACING CAMERAS & DOME CAMERAS

AHD FORWARD FACING CAMERA

1080p AHD forward-facing camera

- CMOS image sensor
- 4mm lens
- Automatic gain control (AGC)
- Mounts directly to windscreen
- L 121.6 x W 75 x H 36mm

 4-pin aviation connector.



| PART NO. | DESCRIPTION | QTY |
|----------|------------------|-----|
| 0-876-18 | 1080p FHD camera | 1 |

1080P FULL HD FORWARD FACING IP CAMERA

1080p FHD IP forward-facing camera

- CMOS image sensor
- Audio
- Digital wide dynamic range (WDR) provides ultra clear images of vehicle registrations
- L 121.6 x W 75 x H 39mm
- Supplied with 5mtr ext cable

 IP connector.



| PART NO. | DESCRIPTION | QTY |
|----------|-----------------|-----|
| 0-876-63 | 1080p IP camera | 1 |

FHD FORWARD FACING CAMERA

1080p FHD or 720p HD Infrared forward facing camera

- CMOS image sensor
- Automatic gain control (AGC)
- 150° or 110° viewing angle

| PART NO. | DESCRIPTION | QTY |
|----------|------------------|-----|
| 0-776-45 | 720p HD camera | 1 |
| 0-775-24 | 1080p FHD camera | 1 |



Small & compact

SMALL AHD CAMERA

Small 720p AHD camera

- CMOS image sensor
- Small & compact
- Protected to IP67
- L 47 x W 40 x D 42mm

| PART NO. | DESCRIPTION | QTY |
|----------|----------------|-----|
| 0-775-37 | 720p HD camera | 1 |



960H FORWARD FACING CAMERA

960H forward facing camera

- CMOS image sensor
- 170° lens adjustment
- Protected to IP67
- Auto white balance & electronic shutter
- IR up to 8m
- L 45.50 x W 44.41 x H 32.45mm



| PART NO. | DESCRIPTION | QTY |
|----------|-----------------|-----|
| 0-775-15 | 960H 12V camera | 1 |

960H FORWARD FACING MICRO CAMERA

960H Infrared forward facing camera

- CMOS image sensor
- Automatic gain control (AGC)
- 4 infrared LEDs
- L 20 x W 41 x D 29mm



| PART NO. | DESCRIPTION | QTY |
|----------|-------------------|-----|
| 0-776-15 | 960H Micro camera | 1 |

CCTV KITS & VEHICLE SAFETY CAMERAS

1080P FHD IP DOME CAMERA

IP69K



1080p FHD Infrared dome camera

- CMOS image sensor
- 104° viewing angle
- Protected to IP66/69K
- 10 Infrared LEDs - up to 8m
- Automatic gain control (AGC)
- L 101.5 x W 96 x H 52.6mm

🔧 IP connector.

| PART NO. | DESCRIPTION | QTY |
|----------|----------------------|-----|
| 0-774-75 | 1080p IP dome camera | 1 |

1080P FHD INTERNAL DOME CAMERA



1080p FHD Infrared dome camera

- CMOS image sensor
- 85° viewing angle
- 12 Infrared LEDs - up to 10m
- Automatic gain control (AGC)
- Ø 95 x H 63mm

| PART NO. | DESCRIPTION | QTY |
|----------|-----------------------|-----|
| 0-774-74 | 1080p FHD dome camera | 1 |

720P HD DOME CAMERA

IP69K



720p HD Infrared dome camera

- CMOS image sensor
- Automatic gain control (AGC)

- Protected to IP69K
- Ø 76 x D 43.95mm
- Compatible with all Durite DVRs

| PART NO. | DESCRIPTION | QTY |
|----------|---------------------|-----|
| 0-776-06 | 720p HD dome camera | 1 |

SIDE CAMERAS

1080P FHD IP SIDE CAMERA

IP69K



1080P FHD IP Infrared LED side camera

- CMOS image sensor
- Protected to IP69K
- Day to night filter and auto white balance
- 2.2mm lens wide angle
- IR up to 10m
- L 66 x W 58.2 x H 46mm

🔧 IP connector.

| PART NO. | DESCRIPTION | QTY |
|----------|---------------------|-----|
| 0-876-77 | 1080p FHD IP camera | 1 |

VRU AI ADAS CAMERA

IP69K



NEW

1080p Full HD ADAS Camera with 170° fish eye lens and Vulnerable Road User Detection - 10-30VDC

- VRU detection & deep learning AI
- 170° wide angled 1.99mm fish eye lens
- Resists pressure wash - IP69K
- Acoustical warning signal when connected to monitor
- Supports Wi-Fi when synced to dongle
- E-Marked R10 EMC, CE & UKCA approved

🔧 Connects with any Durite AHD monitors.

| PART NO. | DESCRIPTION | QTY |
|----------|---------------------------------------|-----|
| 0-870-13 | ADAS camera | 1 |
| 0-870-14 | Wi-Fi dongle with USB converter cable | 1 |

CCTV KITS & VEHICLE SAFETY CAMERAS

HD COMPACT SIDE CAMERA

IP69K



N.B image shows 0-775-12

6 or 5 Infrared LED side camera

- Supports normal/mirror image
- IP69K - resists pressure wash
- Automatic gain control (AGC)

Extension bracket available, 0-775-46 (large), 0-775-43 (small).

| BLACK | WHITE | DESCRIPTION | QTY |
|----------|----------|------------------|-----|
| 0-775-09 | - | 960H side camera | 1 |
| 0-775-55 | 0-774-97 | 720p HD camera | 1 |
| 0-775-12 | - | 1080p FHD camera | 1 |

SIDE CAMERA

IP69K



5 Infrared LED side camera

- CMOS image sensor
- Day/night sensor
- 140° viewing angle
- Standard & mirror image
- Protected to IP69K
- L 42 x W 59 x H 74mm

| PART NO. | DESCRIPTION | QTY |
|----------|-------------|-----|
| 0-776-33 | 960H camera | 1 |

REAR CAMERAS

AHD REAR CAMERA

Infrared rear AHD camera

- CMOS image sensor
- Automatic gain control (AGC)
- 18 infrared LEDs



| PART NO. | DESCRIPTION | QTY |
|----------|----------------------|-----|
| 0-776-02 | 720p HD camera | 1 |
| 0-775-16 | 1080p Full HD camera | 1 |

960H REAR CAMERA

Infrared rear camera

- CCD image sensor
- Automatic gain control (AGC)
- 18 infrared LEDs



| PART NO. | DESCRIPTION | QTY |
|----------|------------------------------|-----|
| 0-776-70 | 960H camera - standard image | 1 |
| 0-776-69 | 960H camera - mirror image | 1 |

SMALL AHD CAMERA

Small 720p AHD camera

- CMOS image sensor
- Small & compact
- Protected to IP67
- L 47 x W 40 x D 42mm



| PART NO. | DESCRIPTION | QTY |
|----------|----------------|-----|
| 0-775-37 | 720p HD camera | 1 |

MICRO NUMBER PLATE CAMERA

960H Micro Number plate camera

- CMOS image sensor
- Small & compact
- 1" square
- Protected to IP68
- L 23 x W 40 x D 23mm



| PART NO. | DESCRIPTION | QTY |
|----------|----------------------|-----|
| 0-776-16 | 960H Micro NP camera | 1 |

NUMBER PLATE CAMERA



960H Number plate 25cm camera

- CMOS image sensor
- Protected to IP68
- L 250 x D 23mm

| PART NO. | DESCRIPTION | QTY |
|----------|----------------|-----|
| 0-776-17 | 960H NP camera | 1 |

FHD IP NUMBER PLATE CAMERA



1080p FHD IP number plate camera

- CMOS image sensor
- 2.2mm lens wide angle
- IR up to 5m
- Protected to IP69K
- L 196.7 x W 29.5 x H 30mm

IP connector.

| PART NO. | DESCRIPTION | QTY |
|----------|-----------------|-----|
| 0-876-76 | 1080p - 196.7mm | 1 |

AHD NUMBER PLATE CAMERA



AHD Number plate camera

- CMOS image sensor
- 2.5mm lens
- 4-Pin aviation connector
- Protected to IP68
- E-Marked R10.05

| PART NO. | DESCRIPTION | QTY |
|----------|---------------|-----|
| 0-774-71 | 1080p - 200mm | 1 |
| 0-774-70 | 720p - 180mm | 1 |

UNIVERSAL BRAKE LIGHT CAMERA



960H Universal brake light camera

- CCD image sensor
- Night vision up to 35ft
- Comes with 10m lead
- Protected to IP68

| PART NO. | DESCRIPTION | QTY |
|----------|----------------------------------|-----|
| 0-099-15 | 960H - L 62.7 x W 211.7 x D 62mm | 1 |

12V FORD BRAKE LIGHT CAMERAS

Ford

- Night vision LEDs
- Protected to IP67
- Supplied with 10m extension cable



| PART NO. | DESCRIPTION | QTY |
|----------|-----------------|-----|
| 0-099-11 | Transit 2014-22 | 1 |



| PART NO. | DESCRIPTION | QTY |
|----------|------------------------|-----|
| 0-099-16 | Transit Custom 2015-22 | 1 |



| PART NO. | DESCRIPTION | QTY |
|----------|-------------------------|-----|
| 0-099-19 | Transit Connect 2013-23 | 1 |

AHD BRAKE LIGHT CAMERAS



VW Crafter 2017-2022

| PART NO. | QTY |
|----------|-----|
| 0-099-09 | 1 |



Mercedes Benz Sprinter 2007-2016
Freightliner Sprinter 2001-2021
VW Crafter 2006-2016

| PART NO. | QTY |
|----------|-----|
| 0-099-10 | 1 |



Peugeot Boxer 2006-2022
Fiat Ducato 2014-2018
Citroen Jumper 2006-2022
Citroen Relay 2006-2022
Toyota Proace 2007-2022
Vauxhall Movano 2021-2022 (3gen)
Opel Movano 2021-2022 (3gen)

| PART NO. | QTY |
|----------|-----|
| 0-099-12 | 1 |



Renault Trafic 2014-2022
Nissan NV300 2014-2022 (3gen)
Vauxhall Vivaro 2014-2018
Opel Vivaro B 2014-2018
Fiat Talento 2016-2022 (2gen)

| PART NO. | QTY |
|----------|-----|
| 0-099-17 | 1 |



Renault Master 2010-2020 (3gen)
Vauxhall Movano 2010-2021 (2gen)
Opel Movano 2010-2021 (2gen)
Nissan NV400 2010-2022
Nissan Interstar 2022-2023

| PART NO. | QTY |
|----------|-----|
| 0-099-18 | 1 |

MONITORS

Durite CCTV monitors are highly durable and reliable and are ideal for heavy-duty applications

-  12.3", 9", 7" or 5" High resolution TFT-LCD screens
-  Dual voltage 12/24V
-  10G vibration rating
-  Fully interchangeable with other CCTV kits
-  Audio enabled
-  Robust construction

7" MONITORS

7" 2-CHANNEL MONITOR WITH FAN BRACKET



Supports up to 2 cameras

7" CCTV TFT LCD monitor

- Inputs for 2 cameras
- As used in 0-776-66 & 0-776-67 kits
- Fan bracket

 **Monitor harness 4-776-10.**



| PART NO. | DESCRIPTION | QTY |
|----------|-------------|-----|
| 0-776-68 | 7" monitor | 1 |

7" 2-CHANNEL SPLIT SCREEN MONITOR



FORS & DVS



Split screen

7" 2-channel split screen monitor

- Split screen monitors are recommended by FORS & DVS
- Supplied with Fan and U-shape brackets



| PART NO. | DESCRIPTION | QTY |
|----------|-----------------------------------|-----|
| 0-775-26 | 7" 2-channel split screen monitor | 1 |

7" AHD 2-CHANNEL MONITOR



Supports up to 2 cameras

7" AHD CCTV TFT LCD monitor

- Inputs for 2 cameras
- 1024 x RGB x 700
- As used in 0-776-00 kit
- Features parking guide lines



| PART NO. | DESCRIPTION | QTY |
|----------|-------------|-----|
| 0-776-01 | 7" monitor | 1 |

CCTV KITS & VEHICLE SAFETY MONITORS

LOOKING FOR MONITOR BRACKETS? See page 47

7" 3-CHANNEL MONITOR



Supports up to 3 cameras

7" 3-channel TFT LCD CCTV monitor

- 3-channel inputs

| PART NO. | DESCRIPTION | QTY |
|----------|-------------|-----|
| 0-776-53 | 7" monitor | 1 |

7" AHD 3-CHANNEL MONITOR



Can be used with Durite 360° system

7" AHD TFT LCD CCTV monitor

- High definition
- 3-channel inputs
- 10G vibration rating

Monitor harness 4-776-11.

| PART NO. | DESCRIPTION | QTY |
|----------|----------------|-----|
| 0-776-73 | AHD 7" monitor | 1 |

7" 4-CHANNEL MONITOR



Supports up to 4 cameras

7" 4-channel TFT LCD CCTV monitor

- CCTV 7" colour monitor with inputs for up to 4 cameras
- Infrared with sound

Monitor harness 4-776-12.

| PART NO. | DESCRIPTION | QTY |
|----------|-----------------|-----|
| 0-775-35 | 7" QUAD monitor | 1 |

7" 4-CHANNEL MONITOR WITH BUILT-IN DVR



12/24V

7" HD 4-channel monitor with built-in SSD DVR

- 7" touchscreen monitor
- Inputs for up to 4 cameras
- GPS tracking and G-sensor
- Password protected & lock
- Impact rating 6G
- Built-in DVR records footage onto a 480GB SSD (additional storage 1 x SD card up to 256GB - not included)

| PART NO. | DESCRIPTION | QTY |
|----------|------------------------------|-----|
| 0-774-10 | 7" monitor with built-in DVR | 1 |



4 camera inputs



GPS & G-sensor

5" MONITORS

5" 3-CHANNEL MONITOR



5" TFT LCD CCTV 3-channel monitor

- 5" monitor screen
- 3 channels for up to 3 cameras

| PART NO. | DESCRIPTION | QTY |
|----------|-------------|-----|
| 0-776-76 | 5" monitor | 1 |



Supports up to 3 cameras

CCTV KITS & VEHICLE SAFETY MONITORS

9" MONITOR

9" 2-CHANNEL MONITOR

9" CCTV TFT LCD monitor

- Inputs for 2 cameras
- L 240 x W 170 x H 170mm

9" monitors are recommended by FORS.

| PART NO. | DESCRIPTION | QTY |
|----------|-------------|-----|
| 0-775-31 | 9" monitor | 1 |



Supports up to 2 cameras

9" 6-CHANNEL MONITOR WITH BUILT-IN DVR

12/24V

9" HD 6-channel monitor with built-in SSD DVR

- 9" touchscreen monitor
- Inputs for up to 6 cameras
- GPS tracking and G-sensor
- Password protected & lock
- Impact rating 6G
- Built-in DVR records footage onto a 480GB SSD (additional storage 2 x SD card up to 256GB - not included)

| PART NO. | DESCRIPTION | QTY |
|----------|------------------------------|-----|
| 0-775-54 | 9" monitor with built-in DVR | 1 |

9" monitors are recommended by FORS.



6 camera inputs



GPS & G-sensor

12.3" MONITOR

12.3" 2-CHANNEL PILLAR MONITOR

12/24V

12.3" AHD CCTV TFT LCD monitor

- Inputs for up to 2 cameras
- Supplied with 1.3m Y-cable
- W 148 x H 330 x D 26mm

Compatible with 0-870-55 BSIS.

| PART NO. | DESCRIPTION | QTY |
|----------|---------------|-----|
| 0-870-56 | 12.3" monitor | 1 |

NEW



BSIS

Can be used with Durite BSIS system



Supports up to 2 cameras



UPDATES, SOLUTIONS & INDUSTRY NEWS STRAIGHT TO YOUR INBOX. SIGN UP TO DURITE E-NEWS TODAY.

www.durite.co.uk



VAN MONITORS

7" AHD 2-CHANNEL MIRROR MONITOR



7" AHD TFT LCD mirror monitor

- Compatible with rear view mirrors 63.2mm to 82mm high
- Shockproof rating of up to 8G
- Features a parking guideline option

| PART NO. | DESCRIPTION | QTY |
|----------|----------------|-----|
| 0-775-04 | Mirror monitor | 1 |

7" 2-CHANNEL MIRROR MONITOR



7" 2-channel TFT LCD mirror monitor

- Compatible with rear view mirrors 63.2mm to 82mm high
- Shockproof rating of up to 8G

| PART NO. | DESCRIPTION | QTY |
|----------|----------------|-----|
| 0-775-48 | Mirror monitor | 1 |

SMART TOUCH SCREEN MONITOR

SMART 7" TOUCH SCREEN MONITOR



7" 9-channel touch screen monitor

- Playback video & view all cameras on one split screen
- Touch screen and connector cable to Durite 720P HD 5-Channel Hard Drive DVR (see page 10 & 12)



Supports up to 9 cameras

| PART NO. | DESCRIPTION | QTY |
|----------|------------------------------|-----|
| 0-876-62 | Touch Screen monitor | 1 |
| 0-876-10 | Touch Screen monitor & cable | 1 |



WE WILL COME TO YOU! INSTALLATION ANYWHERE IN THE UK.



CONTACT US TODAY

*Here at Durite, not only do we supply best-in-class Vehicle Safety Equipment with type approvals and extended warranty, we also work with **Approved Installers** nationwide to ensure the installation is carried out to the highest standard.*

WIRELESS MONITORS & CAMERAS

WIRELESS REAR CAMERA

Infrared rear mount wireless camera with microphone

- CMOS image sensor
- 18 infrared LEDs
- Protected to IP68
- 100m wireless range

Compatible with 4-776-43 CCTV kit.

| PART NO. | DESCRIPTION | QTY |
|----------|----------------------|-----|
| 4-776-42 | Wireless rear camera | 1 |



WIRELESS REAR CAMERA

Infrared rear mount wireless camera with microphone

- CMOS image sensor
- 18 infrared LEDs
- Protected to IP68
- 120m wireless range

Compatible with 0-775-39, 0-775-41 & 0-775-01 CCTV kits.



| PART NO. | DESCRIPTION | QTY |
|----------|-------------------------------------|-----|
| 0-775-29 | Wireless rear camera standard image | 1 |

WIRELESS SIDE CAMERA

Infrared side mount wireless camera with microphone

- CMOS image sensor
- 12 infrared LEDs
- Protected to IP68
- 120m wireless range
- L 65.30 x W 75.90 x H 60mm

Compatible with 0-775-39, 0-775-41 & 0-775-01 CCTV kits.



| PART NO. | DESCRIPTION | QTY |
|----------|-------------------------------------|-----|
| 0-775-63 | Wireless side camera standard image | 1 |

WIRELESS 7" 4-CHANNEL MONITOR



7" Wireless TFT-LCD 4-channel monitor

- 7" QUAD wireless monitor
- 4 channels for up to 4 cameras
- 120m wireless range

Compatible with 0-775-29, 0-775-63 cameras.

| PART NO. | DESCRIPTION | QTY |
|----------|---------------------|-----|
| 0-775-02 | Wireless 7" monitor | 1 |

WIRELESS 5" & 7" 2-CHANNEL MONITOR



5" or 7" wireless TFT-LCD 2-channel monitor

- 5" or 7" monitor screen
- 2 channels for up to 2 cameras

Compatible with 0-775-29, 0-775-63 cameras.

| PART NO. | DESCRIPTION | QTY |
|----------|----------------------|-----|
| 0-775-42 | 5" 2-channel monitor | 1 |
| 0-775-40 | 7" 2-channel monitor | 1 |

1080P FHD WIRELESS REAR CAMERA



Infrared rear mount wireless camera with microphone

- CMOS image sensor
- 11 infrared LEDs
- Protected to IP69K
- 100m wireless range

Compatible with 4-776-07 & 4-776-08 monitors.

HD Camera

| PART NO. | DESCRIPTION | QTY |
|----------|---------------------------|-----|
| 4-776-06 | 1080p FHD wireless camera | 1 |

AHD WIRELESS 7" 4-CHANNEL MONITOR



HD monitor



AHD 7" wireless TFT-LCD 4-channel monitor

- 7" screen
- 1024 x 700px
- 4 channels for up to 4 cameras
- 100m wireless range

Compatible with 4-776-06 CCTV camera.

HD monitor

AHD WIRELESS 7" 4-CHANNEL MONITOR



HD monitor



AHD 7" wireless TFT-LCD 4-channel monitor

- 7" mirror monitor
- 1024 x 700px
- Features guide lines
- 4 channels for up to 4 cameras
- 100m wireless range

Compatible with 4-776-06 CCTV camera.

| PART NO. | DESCRIPTION | QTY |
|----------|-------------|-----|
| 4-776-08 | 7" monitor | 1 |

| PART NO. | DESCRIPTION | QTY |
|----------|-------------------|-----|
| 4-776-07 | 7" mirror monitor | 1 |

WIRELESS REAR CAMERA



Infrared rear mount wireless camera with microphone

- CMOS image sensor
- 20 infrared LEDs
- Protected to IP68
- 120m wireless range

Compatible with 0-775-59 and 0-775-61 CCTV kit.

| PART NO. | DESCRIPTION | QTY |
|----------|-------------------------------------|-----|
| 0-775-60 | Wireless rear camera standard image | 1 |

WIRELESS 7" 4-CHANNEL MONITOR WITH BUILT-IN DVR



7" Wireless TFT-LCD 4-channel monitor & receiver

- 4-channel 7" QUAD wireless monitor
- Password protected & lock
- Protected to IP65
- Built-in DVR records footage onto a SD card, up to 128GB SD card (1 x 32GB included)
- As used in 0-775-59 and 0-775-61 CCTV kit

Compatible with 0-775-60 camera.

| PART NO. | DESCRIPTION | QTY |
|----------|-------------------------|-----|
| 0-775-58 | Wireless 7" monitor DVR | 1 |

CCTV KITS & VEHICLE SAFETY WIRELESS CAMERAS & BRACKETS

WIRELESS AHD REVERSING CAMERA - CONNECTS TO YOUR PHONE

Sony IMX214 1/3" CMOS image sensor camera with WiFi


- 1080p WiFi camera with audio
- Up to 15M WiFi coverage
- Protected to IP69K
- 11-LED Infrared light, vision up to 8 meters
- L 78 x W 64 x H 51mm
- E-Marked R10 EMC, CE & UKCA approved

No monitor needed, connects straight to your mobile device via an App - for iOS and Android devices.



NEW

| PART NO. | DESCRIPTION | QTY |
|----------|-----------------|-----|
| 4-776-04 | Wireless camera | 1 |



Search Rear Camera (Android) Rear Cam (iOS)

RECHARGEABLE WIRELESS MAGNETIC CAMERA

Wireless Li-ion magnetic reversing camera

Camera

- 1/3" CCD image sensor
- 120° viewing angle
- 20-LED infrared light, vision up to 8 meters
- 8600mAh battery can last up to 8 hours
- Protected to IP69K
- Wireless transmission up to 100m
- L 108 x W 80 x H 117.3mm
- E-Marked R10 EMC, CE, UKCA

Receiver

- 4-channel
- Signal transmission distance 100m
- 4-PIN aviation plug
- 2.4W
- Protected to IP67/IP69K
- Vibration impact 10G

Perfect for trailers.



| PART NO. | DESCRIPTION | QTY |
|----------|--------------------------------|-----|
| 0-774-80 | Camera, transmitter & receiver | 1 |
| 0-774-81 | Receiver | 1 |
| 0-774-82 | Camera & transmitter | 1 |

Looking for a full kit solution? See page 28.

CCTV ACCESSORIES - BRACKETS

FAN BRACKETS



Detachable swivel fan bracket

- Suitable for all monitors with 11mm slider bracket

| PART NO. | QTY |
|----------|-----|
| 4-776-97 | 1 |



Fan bracket

- 11mm slider
- Suitable for 4.3" - 9" monitors

| PART NO. | QTY |
|----------|-----|
| 4-776-98 | 1 |

360° BRACKET

4-bolt dual 360° bracket for all monitors



| PART NO. | DESCRIPTION | QTY |
|----------|----------------|--------------|
| 0-774-99 | Swivel bracket | 1 |
| 4-774-99 | with M6 mount | 1 NEW |

CCTV KITS & VEHICLE SAFETY CCTV ACCESSORIES CABLES

CABLE

SCREENED CCTV LEADS



| PART NO. | DESCRIPTION | QTY |
|----------|---------------|-----|
| 0-775-21 | 1m CCTV lead | 1 |
| 0-775-22 | 2m CCTV lead | 1 |
| 0-775-23 | 3m CCTV lead | 1 |
| 0-775-25 | 5m CCTV lead | 1 |
| 0-775-10 | 10m CCTV lead | 1 |
| 0-775-14 | 15m CCTV lead | 1 |
| 0-775-19 | 20m CCTV lead | 1 |

SUZI CABLE



Suzi cable kit. Comprises:

- 1 x Suzi cable 3.5m working length (0-776-96)
- 2 vehicle connectors (10m female end (0-776-94) & 0.3m male end for trailer (0-776-93))

| PART NO. | DESCRIPTION | QTY |
|----------|--------------------------------|-----|
| 0-776-95 | Complete kit | 1 |
| 0-776-93 | 0.3 trailer socket (male) | 1 |
| 0-776-94 | 10m tractor socket (female) | 1 |
| 0-776-96 | 3.5m working length Suzi cable | 1 |

3-CAMERA SUZI CABLE



CCTV Heavy-duty retractable Suzi cable with connecting leads, 3.5m working length

- Trailer socket end with 3 x male 4-pin connectors and truck end with 3 x female 4-pin connectors
- Protected to IP66
- Allows fitting of up to 3 cameras on a trailer through a single Suzi cable

| PART NO. | DESCRIPTION | QTY |
|----------|--------------------------------|-----|
| 0-775-93 | Complete kit | 1 |
| 0-775-91 | 0.3m trailer socket (male) | 1 |
| 0-775-92 | 0.3m tractor socket (female) | 1 |
| 0-775-99 | 3.5m working length Suzi cable | 1 |

HEAVY-DUTY SUZI CABLE - SCREW FIT



| PART NO. | DESCRIPTION | QTY |
|----------|--------------------------------|-----|
| 4-776-87 | Complete kit | 1 |
| 0-775-97 | 3.5m trailer socket (male) | 1 |
| 0-775-98 | 10m tractor socket (female) | 1 |
| 4-775-96 | 3.5m working length Suzi cable | 1 |

HEAVY-DUTY SUZI CABLE - PUSH FIT



| PART NO. | DESCRIPTION | QTY |
|----------|------------------------------|-----|
| 4-776-85 | Complete kit | 1 |
| 4-776-83 | 0.3m trailer socket (male) | 1 |
| 4-776-84 | 10m tractor socket (female) | 1 |
| 4-776-86 | 3m working length Suzi cable | 1 |

CCTV KITS & VEHICLE SAFETY ACCESSORIES DVR ACCESSORIES & CCTV ADAPTORS

DVR ACCESSORIES

HARD DISK DRIVES

SATA 2.5" Hard Disk Drive

| PART NO. | DESCRIPTION | QTY |
|----------|----------------|-----|
| 0-776-79 | 1TB Hard Drive | 1 |
| 0-776-82 | 2TB Hard Drive | 1 |

SSD DRIVES

2.5" Solid State Drive SanDisk Ultra compatible with all Durite Hard Drive DVRs

| PART NO. | DESCRIPTION | QTY |
|----------|-----------------|-----|
| 0-775-71 | 500GB SSD Drive | 1 |
| 0-775-72 | 1TB SSD Drive | 1 |

SD CARDS

Class 10 micro SD card

| PART NO. | DESCRIPTION | QTY |
|----------|-------------|-----|
| 0-775-03 | 256GB | 1 |
| 0-775-28 | 128GB | 1 |
| 0-775-64 | 64GB | 1 |
| 0-775-32 | 32GB | 1 |

DVR ADAPTORS

| APPLICATION | ADAPTORS | PART NO. | QTY |
|------------------------------|---|----------|-----|
| DVR to monitor without power | Connector cable (female 4-pin to female 4-pin) 20cm | 0-876-27 | 1 |
| DVR to monitor with power | Connector cable (female 4-pin to female 4-pin) 20cm | 0-876-25 | 1 |
| DVR to camera | Connector cable (male 4-pin to female 4-pin) 28.5cm | 0-774-90 | 1 |



CCTV ADAPTORS

OE CCTV ADAPTOR LEADS

| IN-CAB INTEGRATED MONITORS | ADAPTORS | PART NO. | QTY |
|----------------------------|-------------------------------|----------|-----|
| SCANIA/MAN trucks | male 4-pin to Fakra - 0.45m | 0-775-74 | 1 |
| DAF trucks | male 4-pin to RCA - 0.15m | 0-775-73 | 1 |
| VOLVO trucks | male 4-pin to FM4 FH4 - 0.15m | 0-775-20 | 1 |



CCTV HARD WIRE KIT



CCTV Hard Wire Kit with ATO, Micro & Low Profile Fuse Adaptors

- Power to CCTV/dash camera with no stray wires
- 3m of cable for hard wire installation
- 5A max current

| PART NO. | DESCRIPTION | QTY |
|----------|---------------|-----|
| 0-776-97 | Hard wire kit | 1 |

VOLTAGE DROPPER



Voltage dropper to reduce monitor output from 24V to 12V camera

- Male 4-pin to female 4-pin
- 28.5cm

| PART NO. | DESCRIPTION | QTY |
|----------|---------------------------------|-----|
| 0-774-90 | Voltage dropper connector cable | 1 |

SPLITTER & SWITCHER

Y PIECE SPLITTER CABLE



Male 4-Pin Y Piece Splitter Cable to 2 Female 4-Pin Aviation

- Camera output can be split to 2 devices
- 20cm length
- Screened cable

| PART NO. | DESCRIPTION | QTY |
|----------|-------------------------------------|-----|
| 0-775-84 | Y piece splitter cable | 1 |
| 0-775-81 | 1 x Non-DC output and 1 x DC output | 1 |

CCTV WIRELESS AERIALS

CCTV WIRELESS AERIAL

Replacement aerial for any wireless monitor or camera



- Operation Frequency 2400~2483.5MHz
- 0-775-49 Long male SMA
- 4-775-97 Mid female SMA
- 4-775-98 Short female SMA

| AERIAL FOR CAMERA | PART NO. | AERIAL FOR MONITOR | PART NO. |
|-------------------|----------|--------------------|----------|
| 0-445-29 | 0-775-49 | 0-775-02 | 0-775-49 |
| 4-776-06 | 0-775-49 | 0-775-40 | 0-775-49 |
| 0-775-63 | 4-775-97 | 0-775-42 | 0-775-49 |
| 0-775-60 | 4-775-98 | 4-776-08 | 0-775-49 |
| | | 4-776-07 | 0-775-49 |
| | | 0-775-58 | 4-775-97 |
| | | 0-776-58 | 4-775-97 |

LED PANEL DISPLAY PANIC BUTTON

LED PANIC BUTTON



The Durite LED Panel Display with Panic Button displays the recording status and malfunction alarm status of a Mobile Digital Video Recorder (MDVR). It has a low power consumption, high efficiency and can be easily installed.

- Panic alarm function to start recording
- Buzzer sounds to warn the driver in case of over speeding
- Sensor to auto adjust display brightness
- L 59.8 x W 50.8 x H 22.4mm
- E-Marked

| PART NO. | DESCRIPTION | QTY |
|----------|--------------------------------|-----|
| 0-876-95 | LED Panel display panic button | 1 |
| 0-876-93 | Adaptor cable | 1 |

⚠ Add 0-876-93 for compatibility with 0-876-01 & 0-876-04 DVRs.

TIMER RELAY & SWITCH

TIMER CUT OFF RELAY & SWITCH



Cut Off Relay Module with Push Button Switch to silence the alarm for +/-4 minutes. Application: to be used with an external speaker during anti social hours 23:30 to 07:00.

- Max load: 10A
- 10G vibration rating
- Protected to IP68
- E-Marked R10 EMC, UKCA & CE approved

| PART NO. | DESCRIPTION | QTY |
|----------|------------------------------|-----|
| 0-876-81 | Timer cut off relay & switch | 1 |

WARNING SIGNS

LED BLIND SPOT CYCLE WARNING SIGN WITH EXCLAMATION MARK

Compact & highly visible flashing sign, warns cyclists the vehicle is about to turn.

- Suitable for 12V and 24V vehicles.
- Micro-controller allows for automatic shut-off when the hazard lights are in operation and also for reduced brightness at night.
- Tough polycarbonate frame with stainless steel backing and potted electronics to ensure long life in all conditions.
- Splash-proof
- Single M8 x 30mm Bolt for mounting. 140 x 140 x 20mm
- E-Marked R10

NEW



| PART NO. | DESCRIPTION | QTY |
|----------|----------------------------|-----|
| 0-870-61 | 3.6W LED cycle safety sign | 1 |

SELF-ADHESIVE VINYL SAFETY SIGNS

Blind spot take care

- Landscape 300 x 200mm
- Portrait 200 x 300mm

CCTV operating on this vehicle

- External - Large sign 150 x 110mm
- Internal - Small sign 60 x 80mm

| PART NO. | DESCRIPTION | QTY |
|----------|---|-----|
| 0-870-51 | Landscape Blind spot - take care | 1 |
| 0-870-50 | Portrait Blind spot - take care | 1 |
| 0-870-52 | External CCTV operating on this vehicle | 5 |
| 0-870-53 | Internal CCTV operating on this vehicle | 5 |



FRENCH BLIND SPOT WARNING SIGN FOR HGVS OVER 3.5T

Durite French warning sign "Attention Angles Morts" translates to "Warning Blind Spots" to warn vulnerable road users in urban areas.

Since January 2021 HGVs over 3.5T operating in France must be fitted with 3 warning signs (right side, left side and rear of the vehicle) or could risk being fined €135.

The warning signs are used to show the blind spot zones to vulnerable road users in urban areas, highlighting the potential hazard and providing guidance to help mitigate the danger.

- 250 x 170mm Portrait
- Waterproof vinyl plastic & adhesive
- Vibrant colours to comply with the regulation
- Laminated for added protection & longer life

| PART NO. | DESCRIPTION | QTY |
|----------|---------------------|-----|
| 0-870-54 | French warning sign | 1 |



WHY DURITE CCTV KITS?

WHAT SHOULD YOU BE LOOKING FOR IN A KIT



1. MONITOR SIZE & NUMBER OF CHANNELS



Leisure customers might prefer a smaller 5" monitor whilst Truck drivers usually go for 7".

9" monitors are becoming increasingly popular as they are recommended by FORS.



2. APPLICATION - WIRED OR WIRELESS



Commonly commercial vehicles are fitted with a wired kit.

Wireless systems enable a driver to easily interchange trailers. Installation is also quicker since no cable is needed between cameras and monitor.



3. NUMBER OF TRIGGERS



Do you want the monitor to automatically display a camera view?

If the customer wants the monitor to automatically display the left camera when turning left and rear camera when reversing, the kit will need 2 triggers.

Sometimes CCTV kits come with 1 trigger only.

4. QUALITY OF THE DISPLAY



Cameras & Monitor

Make sure the monitor is TFT-LCD. Together with CCD cameras or CMOS cameras with over 600TVL to get a good quality image.

Rear & side cameras should have infrared LEDs for night vision.

5. IP RATING



Making sure your cameras are protected against the elements

Go for IP68 as minimum for a fully water- and dustproof camera.

An IP69K rating means your camera will resist jet/pressure wash.



6. QUALITY ASSURANCE



Warranty / Certification / Accreditation

Make sure your kit is E-Marked and look for extended warranty terms.

A 2-year warranty is often a gauge of quality.

FORS Associate Suppliers is a good starting point when selecting your supplier.

FOR THE FULL DURITE RANGE OF CCTV KITS, SEE PAGES 22-28

02

LIGHTING



**ONE OF THE MOST
VERSATILE LED
LIGHTING RANGES ON
THE MARKET.**

| | |
|---|------------|
| WARNING LIGHTS | 54 |
| LIGHT BARS | 62 |
| BEACONS | 66 |
| WORK LAMPS | 70 |
| INTERIOR/EXTERIOR LAMPS | 86 |
| LABCRAFT | 92 |
| REAR COMBINATION LAMPS | 95 |
| SINGLE FUNCTION LIGHTS | 104 |
| MARKER LAMPS | 106 |
| NUMBER PLATE LAMPS | 109 |
| HEADLAMPS | 110 |
| REFLECTORS | 111 |
| BULBS, DISPENSERS & BULB HOLDERS | 112 |

WARNING LIGHTS

LED WARNING LIGHTS

R10 WARNING LIGHTS

GREAT VALUE - 12, 6 OR 4 LEDs



Amber



Amber & White



Red



Amber & Red



Approved



Dual voltage
12/24V



Waterproof
IP67

ULTRA-HIGH INTENSITY

- 19 programmable flash sequences
- 0.5W LEDs
- CE, EMC R10 approved
- Protected to IP67



12 LEDs



6 LEDs



4 LEDs

| PART NO. | DESCRIPTION | WATTS | QTY |
|----------|--|-----------|-----|
| 0-441-74 | 12 LEDs Amber L 114 x W 43.4 x H 12.5mm | 12 x 0.5W | 1 |
| 0-441-70 | 6 LEDs Amber L 112.6 x W 28.3 x H 12.6mm | 6 x 0.5W | 1 |
| 0-441-75 | 6 LEDs Red L 112.6 x W 28.3 x H 12.6mm | 6 x 0.5W | 1 |
| 0-441-67 | 6 LEDs Amber/White L 112.6 x W 28.3 x H 12.6mm | 6 x 0.5W | 1 |
| 0-441-65 | 6 LEDs Amber/Red L 112.6 x W 28.3 x H 12.6mm | 6 x 0.5W | 1 |
| 0-441-72 | 4 LEDs Amber L 86 x W 33 x H 11mm | 4 x 0.5W | 1 |

R65 LED FLUSH MOUNT WARNING LIGHTS

12/24V

IP67

R10

R65



- 1W OSRAM amber LEDs
- 19 flash patterns
- Protected to IP67
- CE, E-Marked ECE R10, R65

| PART NO. | DESCRIPTION | QTY |
|----------|------------------------|-----|
| 0-441-76 | 18 LEDs L 130 x H 55mm | 1 |
| 0-441-77 | 24 LEDs L 130 x H 65mm | 1 |

Works with

Please see corresponding numbers for possible synchronisation. For example 0-441-40 and 0-441-07 can be used together.


1 2 3

R65 WARNING LIGHTS

HIGH INTENSITY SLIMLINE - 6 OR 3 LEDs



6-LEDs



Amber

Blue

Red



White

Red & Amber



3 LEDs



Top picks for EVs

- 1 • Amber, Blue, Red or White
- 3W LEDs - 3 or 6
- 20 flash patterns



Approved



Dual voltage
12/24V



Waterproof
IP68

- Black aluminium housing
- Protected to IP68
- CE and EMC R10, R65 approved

| PART NO. | DESCRIPTION | | | QTY |
|-----------|-------------|-----------|------------------------|-----|
| 0-441-00 | 6 LEDs | Amber | W 113 x L 28.4 x D 9mm | 1 |
| 0-441-02 | 6 LEDs | Blue | W 113 x L 28.4 x D 9mm | 1 |
| 0-441-05 | 6 LEDs | Red | W 113 x L 28.4 x D 9mm | 1 |
| 0-441-07* | 6 LEDs | White | W 113 x L 28.4 x D 9mm | 1 |
| 0-441-15 | 6 LEDs | Red/Amber | W 113 x L 28.4 x D 9mm | 1 |
| 0-441-30 | 3 LEDs | Amber | W 75 x L 28.1 x D 10mm | 1 |
| 0-441-32 | 3 LEDs | Blue | W 75 x L 28.1 x D 10mm | 1 |
| 0-441-35 | 3 LEDs | Red | W 75 x L 28.1 x D 10mm | 1 |

*R10 only

R65 LED HIGH INTENSITY WARNING LIGHTS

12/24V

IP69K

R10

R65

- 3W Amber LEDs - 3, 4 or 6-LED
- Up to 12 flash patterns
- Protected to IP69K
- E-Marked ECE R10, R65

| PART NO. | DESCRIPTION | NO. FLASH PATTERNS | WATTS | QTY |
|----------|------------------------------|--------------------|--------|-----|
| 0-441-63 | 3 LEDs L 83 x W 31 x H 14mm | 8 | 3 x 3W | 1 |
| 0-441-64 | 4 LEDs L 99 x W 31 x H 14mm | 12 | 4 x 3W | 1 |
| 0-441-66 | 6 LEDs L 131 x W 31 x H 14mm | 12 | 6 x 3W | 1 |



Approved



SAE CLASS 1 LED SLIMLINE WARNING LIGHT



12/24V IP67 R10 R65

- 6 x 3W amber LEDs
- 29 programmable flash patterns
- Protected to IP67
- L 120.6 x W 32.2 x H 14.3mm
- CE, E-Marked ECE R10, R65 Class 1, SAE Class 1



29 flash patterns



| PART NO. | DESCRIPTION | QTY |
|----------|---------------------------|-----|
| 0-441-80 | 6-LED amber warning light | 1 |

SAE CLASS 1 6-LED AMBER LOW PROFILE WARNING LIGHT



12/24V IP67 R65 R10

- Ultra high intensity 6 x 3W LEDs flush warning light
- 10 programmable flash sequences
- CE, ECE R65 Class 1, EMC R10, SAE Class 1
- L 120 x W 32 x H 14.4mm



Approved



| PART NO. | DESCRIPTION | QTY |
|----------|--------------------------------|-----|
| 0-441-50 | Amber low profile warning lamp | 1 |

SAE CLASS 2 12-LED AMBER WARNING LIGHT



12/24V IP69K R65 R10

- 12 x 3W amber LEDs
- 19 flash patterns
- CE, E-Marked R10 EMC, R65 Class 2
- L 108 x W 36 x H 11.9mm



IP69K



Class 2



| PART NO. | DESCRIPTION | QTY |
|----------|----------------------------|-----|
| 0-441-20 | 12-LED Amber warning light | 1 |

R65 12-LED AMBER WARNING LIGHT



12/24V IP67 R65 R10

- 12-LED warning light
- 10 programmable flash sequences
- CE, ECE R65 and EMC R10.05
- L 114 x W 44 x H 24mm



Approved



| PART NO. | DESCRIPTION | QTY |
|----------|-----------------------|-----|
| 0-441-12 | 5W amber warning lamp | 1 |



LOOKING FOR A BLUETOOTH CONTROL BOX FOR WARNING LIGHTS, DRIVING LIGHTS & WORK LIGHTS?

See page 61.



R65 CLASS 1 & CLASS 2 LED WARNING LIGHTS

12/24V IP69K R10 R65

- 1W Amber LEDs
- 11 flash patterns
- Protected to IP67/IP69K
- E-Marked R10, ECE R65, CE, UKCA

| PART NO. | | DESCRIPTION | | QTY |
|----------|---------|-----------------------------|---------|-----|
| 0-441-81 | 6-LEDs | L 82.7 x W 35.7 x H 15.5mm | Class 1 | 1 |
| 0-441-82 | 8-LEDs | L 97.7 x W 35.7 x H 15.5mm | Class 1 | 1 |
| 0-441-83 | 12-LEDs | L 127.7 x W 35.7 x H 15.5mm | Class 2 | 1 |



Class 2



IP69K



R65 CLASS 2 LED AMBER SLIMLINE WARNING LIGHTS - 12W

12/24V IP67 R10 R65

- 4 x 3W LEDs
- 10 flash patterns
- Protected to IP67
- 300mm fly lead
- E-Marked R10, R65 Class 2, CE, UKCA

| PART NO. | | DESCRIPTION | QTY |
|----------|-----------|----------------------|-----|
| 0-441-13 | Rectangle | L 76 x W 15 x H 54mm | 1 |
| 0-441-14 | Oval | L 76 x W 15 x H 62mm | 1 |



Approved



R65 CLASS 2 DASH MOUNTED AMBER WARNING LIGHT

12/24V IP67 R10 R65

- 6 x 4W Amber LEDs
- Suction cup with swivel bracket
- Protected to IP67
- 3m cable to cigarette lighter plug
- L 142.3 x W 96.5 x H 40.3mm
- E-Marked R10, R65 Class 2, CE, UKCA

| PART NO. | DESCRIPTION | QTY |
|----------|----------------------------|-----|
| 0-441-69 | Dash mounted warning light | 1 |



Class 2



20 flash patterns

R65 CLASS 2 LED WARNING LIGHTS

12/24V IP69K R10 R65

- 1W Amber LED's
- Protected to IP67/IP69K
- E-Marked ECE R65 Class 2, EMC R10, UKCA & CE approved

| PART NO. | | DESCRIPTION | QTY |
|----------|---------|-----------------------|-----|
| 0-442-56 | 12-LEDs | L 125 x H 53 x D 14mm | 1 |
| 0-442-57 | 18-LEDs | L 125 x H 71 x D 14mm | 1 |
| 0-442-58 | 24-LEDs | L 125 x H 89 x D 14mm | 1 |



NEW



Class 2



11 flash patterns

LIGHTING WARNING LIGHTS

R65 ULTRA SLIM AMBER LED WARNING LIGHT



🔧 Supplied with 3 mounting options.

12/24V IP69K R10 R65

- 6 x 3W amber LEDs
- 7 flash patterns and can be synchronised
- Protected to IP69K
- Polycarbonate lens and aluminium housing
- L 118 x W 13.4 x H 13.4mm
- E-Marked R65 (Class 2), R10 EMC, RoHS, CE, UKCA & CAP 168 ICAO approved



Class 2



Bright & durable



Top pick for EVs

| PART NO. | DESCRIPTION | QTY |
|----------|------------------------------|-----|
| 0-441-90 | Ultra slim LED warning light | 1 |

R65 32" THIN WARNING LAMP BAR



12/24V IP65 R10 R65

- 30 x 1W amber LEDs
- 10 flash patterns
- Protected to IP65
- L 850 x W 49.8 x H 55.5mm
- E-Marked R10, R65, RoHS, CE and UKCA approved

| PART NO. | DESCRIPTION | QTY |
|----------|----------------------------|-----|
| 0-441-68 | Slim LED warning light bar | 1 |



Approved

R65 CLASS 2 HIGH INTENSITY WARNING LAMP



12/24V IP69K R10 R65

- 1W x 27 amber LEDs
- 11 flash patterns
- Protected to IP69K
- 3 mounting options; L-bracket, bottom bracket or surface mount
- PC Lens and aluminium base
- L 110 x H 29 x D 44mm
- E-Marked ECE R65 Class 2, EMC R10, UKCA & CE approved



3 mount options



Class 2



Approved



| PART NO. | DESCRIPTION | QTY |
|----------|--------------------------|-----|
| 0-441-59 | High intensity work lamp | 1 |



LOOKING FOR A COMBINED WARNING LIGHT WORK LAMP?

See page 76.



25W R65 WARNING LAMP WITH SCENE LIGHT



Approved

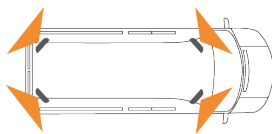
12-24V IP67 R65 R10

- 9 amber & 3 white LEDs
- 13 flash patterns
- E-Marked R65 & R10 EMC
- L 170 x W 70.5 x H 81.5mm



| PART NO. | DESCRIPTION | QTY |
|----------|----------------------------|-----|
| 0-441-62 | 12-LED Amber warning light | 1 |

R65 LED CORNER WARNING LIGHT



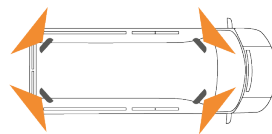
360° Coverage with 4

12/24V IP67 R65 R10

- 44 x 0.5W amber LEDs
- 36 flash patterns
- E-Marked R65 & R10 EMC
- L 192 x W 80 x H 55mm

| PART NO. | DESCRIPTION | QTY |
|----------|--------------------------|-----|
| 0-441-61 | LED corner warning light | 1 |

R65 LED CORNER WARNING LIGHT



360° Coverage with 4

12/24V IP67 R10 R65

- 5 x 3W amber SMD LEDs
- 10 flash patterns
- 120° horizontal light output
- L 176.8 x W 40.8 x D 55.6mm
- CE, E-Marked ECE R10, R65

| PART NO. | DESCRIPTION | QTY |
|----------|--------------------------|-----|
| 0-441-60 | LED corner warning light | 1 |

R65 WARNING LAMP WITH NPL



12/24V IP67 R10 R65

- 12 x 3W amber LEDs
- 3 x 0.5W white LEDs
- 36 flash patterns
- L 133 x W 36 x H 38mm
- CE, E-Marked R10, R65, R4

| PART NO. | DESCRIPTION | QTY |
|----------|------------------------------|-----|
| 0-441-85 | Amber warning light with NPL | 1 |

DUAL FUNCTION LED R65 WARNING LAMPS

10-30V IP67 R10 R65

- 6 x 3W warning LED
- 20 safety function LEDs
- 10 flash patterns
- CE, E-Marked ECE R10, R65

| PART NO. | DESCRIPTION | QTY |
|----------|---------------------------------------|-----|
| 0-441-55 | Warning lamp with Stop/Tail | 1 |
| 0-441-56 | Warning lamp with Direction Indicator | 1 |
| 0-441-57 | Warning Lamp with Side Marker | 1 |
| 0-441-58 | Warning Lamp with DRL | 1 |



Warning & DRL



Side Marker or DI



Stop/Tail & Warning



Stop/Tail

Works with

Please see corresponding numbers for possible synchronisation.
For example 0-441-40 and 0-441-07 can be used together.

1 2 3

HIGH INTENSITY LED 12/24V WARNING LIGHTS

LED 12/24V

- Chrome bezel
- 2-bolt fixing
- CE and ECE approved

Available with 3 LEDs
Vertical - L 29 x W 41 x H 98mm
Horizontal - L 98 x W 41 x H 29mm

Available with 4 LEDs
Vertical - L 29 x W 41 x H 118mm
Horizontal - L 118 x W 41 x H 29mm



| | 2 | | 3 | | QTY |
|----------------------------------|----------|----------|------------|----------|-----|
| | VERTICAL | | HORIZONTAL | | |
| | 3 LEDs | 4 LEDs | 3 LEDs | 4 LEDs | |
| AMBER | 0-442-30 | 0-442-40 | 0-442-10 | 0-442-20 | 1 |
| WHITE | - | - | 0-442-07 | 0-442-17 | 1 |
| RED | - | - | 0-442-05 | 0-442-15 | 1 |
| BLUE | - | - | 0-442-02 | 0-442-12 | 1 |
| GREEN | - | - | 0-442-04 | - | 1 |
| Black plastic bezel | 0-442-93 | 0-442-94 | 0-442-93 | 0-442-94 | 1 |
| Black rubber through panel mount | 0-442-98 | 0-442-99 | 0-442-98 | 0-442-99 | 1 |

R65 12/24V HORIZONTAL LED WARNING LIGHTS

LED 12/24V IPX8 R65



- Amber LEDs
- 12/24V
- Black aluminium housing
- R65 and ECE approved
- Protected to IPX8

| PART NO. | DESCRIPTION | QTY |
|----------|---|------------|
| 0-442-11 | 3 LEDs. 12 flash patterns. L 98 x W 41 x H 29mm | 1 2 |
| 0-442-21 | 4 LEDs. 19 flash patterns. L 119 x W 41 x H 31mm | 1 3 |

HEAVY-DUTY R10 TAIL LIFT LAMP



LED IP67

- Ultra robust amber tail lift lamp
- 9-SMD LEDs per unit
- 18 flash patterns
- Protected to IP67
- E-Marked R10, R6 & R91

| PART NO. | DESCRIPTION | QTY |
|----------|----------------------|-----|
| 0-170-45 | Amber tail lift lamp | 1 |

R65 LED WARNING LIGHT



LED 12/24V

IP67 R65

- 8.5W max
- 10 programmable flash patterns
- Polycarbonate lens with aluminium alloy housing
- Bracket or surface mounting
- CE, E-Marked, ECE R65 approved
- Protected to IP67
- 400mm flying leads
- L 74 x W 74 x D 41.02mm

| PART NO. | DESCRIPTION | QTY |
|----------|------------------------|-----|
| 0-442-00 | 12-LED amber work lamp | 1 |

Works with
 Please see corresponding numbers for possible synchronisation.
 For example 0-441-40 and 0-441-07 can be used together.

1 2 3

LED RECHARGEABLE WARNING FLARES

LED IP67

- 16 SMD LEDs per unit
- Up to 60 hours burn time
- 9 flash patterns
- Protected to IP67
- Strong magnetic base

| AMBER | DESCRIPTION | QTY |
|----------|---|-----|
| 0-446-60 | 6-LED warning flares in battery charging case | 1 |
| 0-446-61 | 1-LED warning flare supplied with charger | 1 |
| 0-446-88 | 230V Euro battery charger | 1 |
| 0-446-89 | 230V UK battery charger | 1 |



R10 6-LED AMBER WARNING LIGHT

12/24V IP67 R10

- 6 x 3W Amber LEDs
- 6 flash patterns: single; 67, 119, 208 & 375 FPM, double and quad flash
- Waterproof IP67
- ADC12 aluminium housing, PC lens & reflector
- L 143.50 x W 38.50 x H 95.50mm
- E-Marked R10, UKCA

| PART NO. | DESCRIPTION | QTY |
|----------|---------------------|-----|
| 0-442-29 | Amber warning light | 1 |



6 flash patterns

1.8 meter flying lead.

R65 36MM LED WARNING LIGHT

LED IP67 R65 R10

- 10-30V
- Round warning lamp
- 4 x 3W 3535 LEDs
- 36 flash patterns
- Protected to IP67
- E-Marked R65, R10 EMC
- Ø 36mm

| PART NO. | DESCRIPTION | QTY |
|----------|-------------|-----|
| 0-441-41 | 36mm Amber | 1 |



R65 25MM LED WARNING LIGHT

1  Top pick for EVs

LED 12/24V IP68 R65

- 12/24V
- 3 x 3W LEDs
- CE, E-Marked ECE R65 Class 1, SAE Class 1 approved
- Protected to IP68
- 20 selectable flash patterns
- Black aluminium housing



| PART NO. | DESCRIPTION | QTY |
|----------|-------------|-----|
| 0-441-40 | 25mm Amber | 1 |



WIRELESS CONTROL BOX

IP67



For Durite warning, driving & work lights.

- Input 10-30V, 20A max
- 6 port outputs, 250W per port
- 50m control transmission distance
- Protected against overload
- On/off, high/low beam and pattern control
- Protected to IP67
- E-Marked R10 EMC, CE, UKCA

| PART NO. | DESCRIPTION | QTY |
|----------|-------------|-----|
| 0-443-96 | Control box | 1 |

LIGHT BARS

LED LIGHT BARS

R65 AMBER LIGHT BARS

WITH 1-BOLT, 4-BOLT OR MAGNETIC MOUNT



- Approved**
- Dual voltage**
12/24V
- Waterproof**
IP67
- Warranty**
3 year


COMPACT & POWERFUL

- 10 programmable flash patterns, including double
- E-Marked, ECE R65 and ECE R10 approved
- Supplied with flying leads and carbon steel mounting brackets (4m cable & cigarette plug - magnetic)
- Robust UV resistant polycarbonate lens
- SMD LEDs

1ft, 2ft, 3ft, 4ft & 5ft

360° bright light output

| PART NO. | SIZE | DESCRIPTION | LEDS | WATTS | QTY |
|----------|--------------|-------------|-------|------------|-----------|
| 0-443-46 | 1ft (286mm) | 1-Bolt | Amber | 40 x 1W | 40W max 1 |
| 0-443-44 | 1ft (286mm) | 4-Bolt | Amber | 40 x 1W | 40W max 1 |
| 0-443-85 | 1ft (345mm) | Magnetic | Amber | 40 x 1W | 40W max 1 |
| 0-443-40 | 2ft (760mm) | 4-Bolt | Amber | 104 x 0.5W | 52W max 1 |
| 0-443-41 | 3ft (980mm) | 4-Bolt | Amber | 128 x 0.5W | 64W max 1 |
| 0-443-42 | 4ft (1200mm) | 4-Bolt | Amber | 152 x 0.5W | 76W max 1 |
| 0-443-43 | 5ft (1420mm) | 4-Bolt | Amber | 176 x 0.5W | 88W max 1 |



1FT RECHARGEABLE MAGNETIC LIGHT BAR



12/24V IP66 R10 R65

- 1ft (278mm) rechargeable light bar
- 20 x 3W Amber LEDs (60W max)
- 7.4V 6600mAh Li-ion battery
- 10 flash patterns
- Waterproof - IP66
- Magnetic base
- Remote control
- E-Marked R10 approved
- L 278 x W 164 x H 57mm

Achieve R65 when plugged in.

Rechargeable Approved



Top pick for EVs

| PART NO. | DESCRIPTION | QTY |
|----------|--------------------------------|-----|
| 0-443-04 | Magnetic mount | 1 |
| 0-443-97 | Cigarette lighter plug charger | 1 |

LIGHTING LIGHT BARS LED LIGHT BARS

R65 AMBER LED LIGHT BARS

12/24V IP65 R65 R10



Approved



Top pick for EVs



- 1ft (280mm) amber LED light bars
- 10 flash patterns
- 24 x 3W LEDs (72W max)
- Waterproof to IP65
- Supplied with 4m cable and switch (cigarette plug for magnetic)
- E-Marked R65, R10 EMC approved

| PART NO. | DESCRIPTION | QTY |
|----------|-------------------------|-----|
| 0-443-01 | Single bolt light bar | 1 |
| 0-443-02 | Magnetic base light bar | 1 |

R65 AMBER MINI LED LIGHT BARS

12/24V IP65

R65 R10



Approved



Mini 0.75ft



Top pick for EVs



- 0.75ft (260mm) amber LED light bars
- 10 flash patterns
- 30 x 3W LEDs (90W max)
- Waterproof to IP65
- Supplied with 4m cable and switch (cigarette plug for magnetic)
- E-Marked R65, R10 EMC approved

| PART NO. | DESCRIPTION | QTY |
|----------|-------------------------|-----|
| 0-443-17 | Single bolt light bar | 1 |
| 0-443-18 | Magnetic base light bar | 1 |

R65 1FT (390MM) AMBER LENS LIGHT BARS

12/24V IP65

R10 R65



Approved

- 36 LEDs (48W max)
- Single, double & rotating flash
- Supplied with 4m cable (cigarette plug for magnetic)
- E-Marked R10, R65 & CAP168 approved
- L 390 x W 183 x H 121mm



| PART NO. | DESCRIPTION | QTY |
|----------|----------------|-----|
| 0-443-81 | Single bolt | 1 |
| 0-443-82 | Magnetic mount | 1 |

R65 AMBER LENS 4-BOLT LED LIGHT BARS

12/24V IP67 R65 R10



Approved

- 10 programmable flash patterns, including double
- E-Marked, ECE R65 and ECE R10 approved
- Supplied with flying leads & mounting brackets
- Robust UV resistant polycarbonate amber lens



| PART NO. | SIZE | SMD LEDs | WATTS | QTY |
|----------|--------------|------------|---------|-----|
| 0-443-48 | 2ft (760mm) | 104 x 0.5W | 52W max | 1 |
| 0-443-49 | 4ft (1200mm) | 152 x 0.5W | 76W max | 1 |

R65 2FT & 4FT SLIM LED LIGHT BARS

12/24V IP69K R10 R65



Class 2

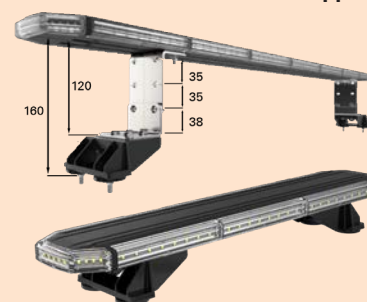


Approved

- 19 flash patterns
- Protected to IP67/IP69K
- Supplied with 1000mm flying leads

- 13mm thick robust polycarbonate lens
- E-Marked, ECE R65 Class 1, Class 2, ECE R10 approved & CE, UKCA approved

| PART NO. | SIZE | LEDS | WATTS | FUNCTIONS | QTY |
|----------|-----------------------------------|----------|-------|----------------------|-----|
| 0-443-26 | 2ft (572mm) | 92 LEDs | 180W | - | 1 |
| 0-443-27 | 4ft (1027mm) | 156 LEDs | 244W | - | 1 |
| 0-443-28 | 4ft (1027mm) | 156 LEDs | 244W | Stop/Tail/DI/Reverse | 1 |
| 0-443-89 | Adjustable Riser Kit. Up to 120mm | | | | 1 |



NEW

NEW

LIGHTING LIGHT BARS LED LIGHT BARS

R10 AMBER LIGHT BAR



12/24V IP67 R10 **Approved**

- 1FT (305mm)
- 72 amber LEDs
- Max power 36W
- 10 flash patterns
- E-Marked ECE R10 EMC approved
- Waterproof to IP67



| PART NO. | DESCRIPTION | QTY |
|----------|----------------|-----|
| 0-443-37 | Magnetic mount | 1 |

R10, R6, R7 LED LIGHT BAR WITH STOP/TAIL/DI

LED 12/24V IP67 R10 R6 R7



Robust design



Approved



- 12/24V amber LED light bar with stop / tail / direction indicator function
- 4ft (1200mm), 4-bolt mount
- 136 SMD LEDs, 76W
- Protected to IP67
- 10 flash patterns
- Aluminium Chassis with PC Lens
- ECE R10 EMC, R6 and R7 approved



| PART NO. | DESCRIPTION | QTY |
|----------|----------------------------------|-----|
| 0-443-51 | 4ft Stop/Tail/DI amber light bar | 1 |

R10, R65, R148 LED LIGHT BAR WITH STOP/TAIL/DI & DYNAMIC SWITCH PANEL



Approved



Class 2



LED 12/24V IP65 R10 R65 R148

- 12/24V amber LED light bar with stop / tail / direction indicator function
- 4ft (1212mm), 4-bolt mount
- 20 flash patterns
- 256 SMD LEDs, 58W
- Protected to IP65
- ECE R10 & R65 Class 2, R148, UKCA, CE approved
- Touchscreen control panel - real time active area/function shown



| PART NO. | DESCRIPTION | QTY |
|----------|----------------------------------|-----|
| 0-443-53 | 4ft Stop/Tail/DI amber light bar | 1 |

R65 PREMIUM LED LIGHT BARS

12/24V IP65 R10 R65



Robust design



Warranty 3 year



Approved

- 19 programmable flash patterns, including double
- 1W LED with 4D reflectors for maximum 360° light output
- 126W max power
- 4-bolt fixing
- Protected to IP65
- E-Marked, ECE R65 and ECE R10 approved
- Supplied with flying leads
- Robust 3mm thick polycarbonate lens

| PART NO. | DESCRIPTION | LEDS | WATTS | QTY |
|----------|--------------|----------------|----------|-----|
| 0-443-31 | 1ft (356mm) | Amber 36 x 1W | 36W max | 1 |
| 0-443-32 | 2ft (743mm) | Amber 72 x 1W | 72W max | 1 |
| 0-443-34 | 4ft (1183mm) | Amber 108 x 1W | 108W max | 1 |
| 0-443-33 | 5ft (1403mm) | Amber 126 x 1W | 126W max | 1 |



3mm thick industrial lens withstands shocks

LIGHTING LIGHT BARS LED LIGHT BARS

R65 12/24V AMBER LED LIGHT BARS



LED 12/24V IP65 R65

- L 297 x W 175 x H 53mm
- Amber 20 x 3W LEDs
- ECE and R65 approved
- 3 flash patterns; single, double and rotating
- Protected to IP65

| PART NO. | DESCRIPTION | QTY |
|----------|-----------------------|-----|
| 0-443-60 | Single bolt light bar | 1 |
| 0-443-65 | Magnetic light bar | 1 |

12-48V LED LIGHT BARS



LED 12-48V

- 65 flashes per minute
- ECE and EMC approved
- 2 x 12-LED heads
- L 410 x W 205 x H 122mm

| PART NO. | DESCRIPTION | QTY |
|----------|------------------------|-----|
| 0-443-70 | 2-bolt LED light bar | 1 |
| 0-443-75 | Magnetic LED light bar | 1 |

R65 ROTATING LIGHT BARS

R65 12/24V ROTATING LIGHT BAR



12/24V R65

- Mirrored reflector
- 160 ± 30 RPM
- L 395 x W 208 x H 148mm
- Amber lens
- Supplied without H1 bulbs
- ECE R65 and CE approved

| PART NO. | DESCRIPTION | QTY |
|----------|--------------------------------|-----|
| 0-443-00 | 2-bolt fixing 12/24V light bar | 1 |

R65 12/24V ROTATING LIGHT BAR



12/24V R65

- Mirrored reflector and amber lenses
- ECE R65 and CE approved
- 160 ± 30 RPM
- Illuminated centre section white to front and red to rear
- Supplied without bulbs
- L 1200 x W 210 x H 140mm

| PART NO. | DESCRIPTION | QTY |
|----------|------------------|-----|
| 0-443-12 | 1.2m light bar | 1 |
| 1-443-92 | Replacement lens | 1 |

SWITCH PANEL

- 10-30V
- 15A at 12V / 10A at 24V
- Protected to IP64
- 18AWG 5 core cable
- 1.2M cable
- L 188.3 x W 108 x H 58mm
- CE & UKCA approved

| PART NO. | DESCRIPTION | QTY |
|----------|------------------------|-----|
| 0-443-98 | Light bar switch panel | 1 |



Works with all Durite lights with adjustable flash patterns.

BEACONS

LED BEACONS

R10 LED BEACONS

IN AMBER & GREEN WITH SINGLE BOLT, 3-BOLT, FLEXI-DIN OR MAGNETIC BASE



Approved



Dual voltage
12/24V



Waterproof
& dust-resistant

- 9W max, 40 LEDs
- Amber, green or purple polycarbonate lens
- Multifunction double, six & rotating flash
- Current draw 0.75A @ 12VDC
- CE, ECE EMC R10
- Protected to IP55

“ Multifunction Amber & Green LED beacons. ”



Single bolt, 3-bolt, flexi-DIN or magnetic base



3 flash patterns

| DESCRIPTION | AMBER | GREEN | QTY |
|--------------------------------|----------|----------|-----|
| | PART NO. | PART NO. | |
| Single bolt. H195mm x Ø128mm | 0-445-06 | 4-445-06 | 1 |
| 3-bolt. H155mm x Ø140mm | 0-445-08 | 4-445-08 | 1 |
| Flexi-DIN. H250mm x Ø128mm | 0-445-24 | 4-445-24 | 1 |
| Magnetic base. H170mm x Ø140mm | 0-445-60 | 4-445-60 | 1 |
| Coloured lens | 4-445-98 | 4-445-96 | 1 |
| Purple lens | 0-445-88 | | 1 |

R65 THREE BOLT LED BEACON



LED IP65 R65 R10

- 24 x 3W LEDs
- 3 flash patterns - single, double and rotating flash
- Protected to IP65
- E-Marked R65, R10 EMC
- Ø140 x H 190mm

| PART NO. | DESCRIPTION | QTY |
|----------|------------------------|-----|
| 0-445-27 | Three bolt LED | 1 |
| 4-445-95 | Amber replacement lens | 1 |

R65 SINGLE BOLT CLEAR LENS LED BEACON



LED 12/24V IP56 R65

- 24 x 3W amber LEDs
- 3 flash patterns
- Protected to IP56
- Ø128 x H 230mm
- ECE R65, ECE R10 and CE approved

| PART NO. | DESCRIPTION | QTY |
|----------|-------------------------------|-----|
| 0-445-26 | Clear lens single bolt beacon | 1 |
| 4-445-97 | Clear replacement lens | 1 |

12/24V R65 LED BEACONS

LED IP56 R65 R10

- Single flash, double flash, rotating
- 45 SMD LEDs
- Protected to IP56
- E-Marked, ECE R10, ECE R65 and CE approved



Top picks for EVs

| PART NO. | DESCRIPTION | QTY |
|----------|-------------------------------|-----|
| 0-444-41 | Single bolt. H 165 x Ø128mm | 1 |
| 0-444-43 | 3-bolt. H 125 x Ø 140mm | 1 |
| 0-444-59 | Flexi-DIN. H 210 x W Ø128mm | 1 |
| 0-444-85 | Magnetic base. H 135 x Ø140mm | 1 |



R65 R10 R65 & R10 approved

RECHARGEABLE LED BEACON



Approved

LED IP56 R65 R10

- Rotating flash 125RPM
- 7.4V 2000mA Li-Ion battery
- Magnetic mount with suction cup
- Supplied with UK 230V charger and 12V cigarette lighter plug
- Protected to IP56
- E-Marked R65, R10 EMC



Portable & rechargeable.

| PART NO. | DESCRIPTION | QTY |
|----------|---------------|-----|
| 0-445-15 | Magnetic base | 1 |

ULTRA LOW PROFILE BEACON



Top pick for EVs

12/24V IP65 R65 R10

- Ultra low magnetic beacon
- 14 x 3W amber LEDs
- Supplied with 3.8m cable & cigarette lighter plug
- 13 flash patterns
- Protected to IP65
- H 73 x W Ø163mm
- E-Marked R65, R10 EMC



| PART NO. | DESCRIPTION | QTY |
|----------|---------------|-----|
| 0-445-10 | Magnetic base | 1 |

REMOTE CONTROLLED RECHARGEABLE LED BEACON



Top pick for EVs

LED IP65 R65 R10

- 12 x 3W LEDs
- Wireless control distance of up to 25m
- 3 flash patterns - single, double and rotating flash
- 7.4V 5200mAh Li-ion battery
- Supplied with UK 230V charger and 12V cigarette lighter plug
- Magnetic base
- Protected to IP65
- E-Marked R65, R10 EMC
- Ø130 x H 80mm



| PART NO. | DESCRIPTION | QTY |
|----------|---------------|-----|
| 0-445-14 | Magnetic base | 1 |

LOW PROFILE BEACONS



Top pick for EVs

LED IP65 R65 R10

- 10-30V
- 45 x 0.45W 2835 SMD amber LEDs
- Low profile
- 3 flash patterns - rotating, dual flashing, sextuple
- Protected to IP65
- E-Marked R65 & R10



| | SINGLE BOLT | FLEXI-DIN | QTY |
|--------------------|-------------|-----------|--------------|
| Low profile beacon | 0-445-36 | 0-445-54 | 1 |
| Replacement Lens | 0-445-84 | | 1 NEW |

LIGHTING BEACONS LED BEACONS

DUAL COLOURED LED BEACON WITH SEAT BELT KIT



LED 12/24V IP66 R10

- 20W dual coloured LED beacon
- Single, dual & rotating flash patterns
- Protected to IP66
- E-Marked R10 EMC, ECE R16 seat belt, UKCA, CE approved

| PART NO. | DESCRIPTION | QTY |
|----------|------------------------|-----|
| 0-445-50 | Beacon & seat belt kit | 1 |
| 0-445-51 | Single bolt beacon | 1 |
| 0-445-52 | Seat belt kit | 1 |

R10 DUAL COLOURED LED BEACONS



LED 12/24V IP65 R10

- 20W amber & green LED beacon
- Single, double & rotating flash patterns
- Amber only, green only or alternate green/amber flash
- Protected to IP65
- E-Marked R10, RoHS, UKCA, CE approved

| | FLEXI-DIN | SINGLE BOLT | QTY |
|---------------|-----------|-------------|-----|
| Dual coloured | 0-445-59 | 0-445-41 | 1 |

R65 MINI AMBER 3-BOLT LED BEACON



Top pick for EVs

LED 12/24V IP66 R65



Ø96mm.

- 15W, 10-30V
- Single & double flash patterns
- Protected to IP66
- Polycarbonate lens & aluminium base
- 400mm flying lead
- Ø96 x H 65mm
- E-Marked R10 & R65, CE & UKCA approved

| PART NO. | DESCRIPTION | QTY |
|----------|-------------------|-----|
| 0-445-30 | Mini amber beacon | 1 |

R10 2-BOLT LED BEACON

LED 12/24V IP67 R10



10-110V.

- 16W, 10-110V
- 0.5W x 32 LEDs
- Single, double & quad flash patterns
- Protected to IP67
- Polycarbonate lens
- Ø73 x W 112 x H 117mm
- E-Marked R10, CE, RoHS & UKCA approved

| PART NO. | DESCRIPTION | QTY |
|----------|----------------|-----|
| 0-445-78 | R10 LED beacon | 1 |

R65 SINGLE BOLT LED BEACON



LED 12/24V IP56 R65

- 132 single flashes per minute
- Protected to IP56
- Ø128 x H 200mm
- ECE R65, ECE R10 and CE approved

| PART NO. | DESCRIPTION | QTY |
|----------|------------------|-----|
| 0-445-16 | R65 LED beacon | 1 |
| 0-445-99 | Replacement lens | 1 |

12/24V JUMBO 3-BOLT LED BEACON



LED 12/24V IP66 R65

- 3-bolt, amber lens
- 3W x 8 LEDs
- 15 flash patterns
- Single flash 120FPM
- Protected to IP66
- Ø163 x H 167.6mm
- EMC, ECE R65 and CE approved

| PART NO. | DESCRIPTION | QTY |
|----------|------------------|-----|
| 0-445-95 | Jumbo beacon | 1 |
| 0-445-94 | Replacement lens | 1 |

12-80V MINI LED BEACON

LED 12-80V IP65

- 12-80V
- Double flash rate
- Protected to IP65
- 2-bolt fixing
- CE approved



✂ Ideal for warehouses, forklifts and work equipment.

| PART NO. | DESCRIPTION | QTY |
|----------|-----------------|-----|
| 0-445-77 | Mini LED beacon | 1 |

12-110V LOW PROFILE LED BEACONS

LED 12-110V

- 5 high intensity LEDs
- CE approved
- 45 quad flashes per minute
- L 130 x W 130 x H 95mm



✂ 12-110V.

| PART NO. | DESCRIPTION | QTY |
|----------|--|-----|
| 0-445-85 | 3-bolt low profile LED beacon | 1 |
| 0-445-86 | Magnetic low profile LED beacon with 6 LEDs | 1 |
| 0-445-97 | Replacement amber lens for 0-445-85 / 0-445-86 | 1 |

R65 ROTATING BEACONS

R65 BULB ROTATING BEACONS

12/24V R65

- Supplied without H1 bulb
- EMC, ECE R65 and CE approved
- 160 ± 30 RPM
- Amber lens



| PART NO. | DESCRIPTION | QTY |
|----------|----------------------------------|-----|
| 0-444-01 | Single bolt, H 156 x Ø131mm | 1 |
| 0-444-03 | 3-bolt, H 143 x Ø153mm | 1 |
| 0-444-19 | Flexi-DIN, H 214 x Ø134mm | 1 |
| 0-444-55 | Magnetic (50mph), H 150 x Ø166mm | 1 |
| 0-444-93 | Replacement red lens | 1 |

R65 ROTATING BEACONS

12/24V IP56 R65

- H1 55W / H1 70W
- 160 single flashes per minute
- Protected to IP56
- ECE R65, ECE R10 and CE approved



| PART NO. | DESCRIPTION | QTY |
|----------|-------------------------------|-----|
| 0-444-75 | R65 magnetic rotating beacon | 1 |
| 0-444-39 | R65 flexi-DIN rotating beacon | 1 |
| 0-444-99 | Replacement amber lens | 1 |

FLASHING BEACONS & DIN SPIGOTS

R65 12/24V FLASHING BEACON

12/24V



- EMC, CE and CAP168 ICAO approved
- 70 single flashes per minute
- Supplied without SCC bulb

| PART NO. | DESCRIPTION | QTY |
|----------|-------------|-----|
| 0-445-01 | Single Bolt | 1 |

DIN SPIGOTS

Vertical, Horizontal or Rotatable DIN spigot for spigot mount beacons



| PART NO. | DESCRIPTION | QTY |
|----------|---|-----|
| 0-445-19 | Vertical DIN spigot or through mounting | 1 |
| 0-445-20 | Horizontal DIN spigot mounting | 1 |
| 0-445-21 | Rotatable DIN spigot vertical mounting | 1 |

WORK LAMPS

LED WORK LAMPS

GREAT VALUE WORK LAMPS



🔧 1000 Lumens. 🔧 1300 Lumens. 🔧 1800 Lumens. 🔧 1800 Lumens.



Top picks for EVs



Waterproof



Can be used with STAND11



Great Value LED Work Lamps

LED IP67 12/24V

- A robust 12/24V LED work lamp
- Black powder coated die cast aluminium case
- Polycarbonate lens
- Protected to IP67

| | PART NO. | DESCRIPTION | LUMENS | WATTS | QTY |
|--|----------|-------------------------------|--------|--------|-----|
| | 0-420-44 | Square L 135 x W 108 x D 40mm | 1000Lm | 5 x 3W | 1 |
| | 0-420-45 | Round L 136 x W 114 x D 43mm | 1300Lm | 6 x 3W | 1 |
| | 0-420-46 | Square L 135 x W 108 x D 40mm | 1800Lm | 9 x 3W | 1 |
| | 0-420-47 | Round L 136 x W 114 x D 43mm | 1800Lm | 9 x 3W | 1 |

EXTRA POWERFUL 54W COB LED WORK LAMPS



LED 4500LM IP69K 10-30V

- 9 x 6W COB LEDs
- 10-30VDC
- Colour temperature 5000 - 6500K
- Protected to IP69K
- ECE R10 approved
- Aluminium housing, PC lens



Approved



Super Bright

| PART NO. | DESCRIPTION | QTY |
|----------|--|-----|
| 0-420-86 | Square work lamp. L 109 x W 57 x H 135mm | 1 |
| 0-420-87 | Round work lamp. L 116 x W 65 x H 136mm | 1 |



Powerful

2500 LUMENS WORK LAMPS



LED IP67 10-30V

- Protected to IP67
- Black powder coated die cast aluminium case and polycarbonate lens

| PART NO. | DESCRIPTION | LUMENS | QTY |
|----------|---|--------|-----|
| 0-420-34 | Square. 30 x 1W LEDs L 111 x W 34.8 x H 136.5mm | 2500Lm | 1 |
| 0-420-04 | Same as above. With toggle switch | 2500Lm | 1 |
| 0-420-35 | Round. 24 x 1W LEDs Ø 114 x D 39.3mm | 2150Lm | 1 |

🔧 Switch option.

COMPACT WORK LAMPS

“
Small, Compact
& Powerful
”



MINI | FLOOD OR SPOT | 800 LUMENS



Dual voltage
12/24V



Approved



Waterproof
& dust-resistant

- 10W LEDs
- Protected to IP68
- Black powder coated die cast aluminium with polycarbonate lens and stainless steel swivel bracket
- With or without built-in 2-PIN DT connector
- CE, E-Marked R10



DT connector

DT connector

RECTANGULAR | UP TO 2400 LUMENS

✂ Use DT connector 0-011-42.



ROUND | 2000 LUMENS



DT connector

SQUARE | 3200 LUMENS

✂ Use DT connector 0-011-42.

| PART NO. | DESCRIPTION | | | | LUMENS | WATTS | DT CONNECTOR | QTY |
|----------|-------------|-------|---------------|---------------------------|--------|---------|--------------|-----|
| 0-420-22 | Square | Flood | Single bolt | L 53 x W 49.5 x H 84.2mm | 800Lm | 1 x 10W | - | 1 |
| 0-420-23 | Square | Spot | Single bolt | L 53 x W 49.5 x H 84.2mm | 800Lm | 1 x 10W | - | 1 |
| 0-420-24 | Round | Flood | Single bolt | L 57 x W 58 x H 87mm | 800Lm | 1 x 10W | - | 1 |
| 0-420-25 | Round | Spot | Single bolt | L 57 x W 58 x H 87mm | 800Lm | 1 x 10W | - | 1 |
| 0-420-26 | Rectangle | Flood | Single bolt | L 86 x W 51 x H 78.9mm | 1600Lm | 2 x 10W | 2-PIN | 1 |
| 0-420-27 | Rectangle | Flood | Single bolt | L 111 x W 51 x H 86.7mm | 2400Lm | 3 x 10W | 2-PIN | 1 |
| 0-420-30 | Round | Flood | Magnetic base | L 85 x W 72.4 x H 132mm | 2000Lm | 3 x 10W | - | 1 |
| 0-420-31 | Round | Flood | Single bolt | L 85 x W 72.4 x H 114.2mm | 2000Lm | 3 x 10W | - | 1 |
| 0-420-74 | Square | Flood | Single bolt | L 78 x W 57 x H 103.2mm | 3200Lm | 4 x 10W | 2-PIN | 1 |

LIGHTING WORK LAMPS LED WORK LAMPS

COMPACT 12/24V WORK LAMP



LED 1500LM IP68 12/24V

- 6 x 3W CREE LEDs
- Polycarbonate lens
- Black powder coated die cast aluminium case
- L 76 x W 42 x H 90mm
- CE approved



Top pick for EVs



Mini

| PART NO. | DESCRIPTION | QTY |
|----------|---------------|-----|
| 0-420-78 | 18W work lamp | 1 |

9 X 3W 12/24V LED WORK LAMPS



LED 2150LM IP67 12/24V

- Polycarbonate lens
- 2150 lumens
- Black powder coated die cast aluminium case
- Supplied with 450mm flying lead
- CE & UKCA approved

| PART NO. | DESCRIPTION | QTY |
|----------|--------------------------------|-----|
| 0-420-66 | Square. L 110 x W 60 x H 136mm | 1 |
| 0-420-67 | Round. L 116 x W 65 x H 137mm | 1 |

CISPR25 36W 4" LED WORK LAMPS



LED 3200LM IP68 12/24V

- 36 x 1W LEDs
- 3200 lumens
- Protected to IP68
- CISPR25 level 3
- E-Marked R10, CE, RoHS & UKCA approved



Approved

| PART NO. | DESCRIPTION | QTY |
|----------|--------------------------------|-----|
| 0-421-34 | Square. L 108 x W 56 x H 140mm | 1 |
| 0-421-35 | Round. Ø 116 x W 60 x H 141mm | 1 |

3800 LUMENS LED WORK LAMP



LED 3800LM IP67

- 16 x 3W
- Protected to IP67
- L 88 x W 125 x H 158mm
- Black powder coated die cast aluminium case
- Polycarbonate lens



Flood or Spot

| DESCRIPTION | FLOOD | SPOT | QTY |
|--------------------|----------|----------|-----|
| CREE LED work lamp | 0-420-76 | 0-420-77 | 1 |

3200 LUMENS OVAL WORK LAMP



LED 3200LM IP68 9-32V

- Built-in DT connector
- 4 x 10W
- Protected to IP68
- Aluminium with polycarbonate lens
- L 110 x W 96 x H 142mm
- CE, E-Marked R10

| PART NO. | DESCRIPTION | QTY |
|----------|---------------|-----|
| 0-420-33 | 40W work lamp | 1 |

Uses DT connector 0-011-42.

LIGHTING WORK LAMPS LED WORK LAMPS

OVAL BEZEL WORK LAMPS WITH DT CONNECTOR

LED 1680LM IP68 9-32V

- 8 x 3W CREE LEDs
- 2-PIN DT connector
- Protected to IP68
- Aluminium with polycarbonate lens
- L 167.2 x W 75 x H 104.5mm
- E-Marked R10, CISPR25 level 4

🔧 Use DT connector 0-011-42.



| DESCRIPTION | OVAL BEZEL | SINGLE BOLT | QTY |
|----------------|------------|-------------|-----|
| Oval Work Lamp | 0-420-18 | 0-420-19 | 1 |

12 X 3W 12/24V LED COMBO BEAM OVAL WORK LAMP

LED 3060LM IP67 12/24V

- Spot & flood beam
- 36W, 12 x 3W LEDs
- 3060 Lumens
- PC Lens, Aluminium housing
- Protected to IP67
- L 175 x W 77 x H 157mm
- E-Marked R10, CE approved



| PART NO. | DESCRIPTION | QTY |
|----------|--------------------|-----|
| 0-420-43 | 36W oval work lamp | 1 |

27W WORK LAMP WITH DT



Top pick for EVs



DT connector

LED IP69K 12/24V 2400LM

- 9 x 3W LEDs
- Protected to IP69K
- L 107 x W 51.3 x H 147.3mm
- Aluminium housing with polycarbonate lens
- CE, E-Marked R10

🔧 Use DT connector 0-011-42.

| PART NO. | DESCRIPTION | QTY |
|----------|-------------|-----|
| 0-420-41 | Work lamp | 1 |

10-48V LED WORK LAMPS



LED IP67 10-48V 2000LM

- 10-48V
- Protected to IP67
- Polycarbonate lens
- L 98 x W 80 x H 70mm

| PART NO. | DESCRIPTION | QTY |
|----------|-------------|-----|
| 0-420-61 | 20W, 2000LM | 1 |
| 0-420-60 | 10W, 1000LM | 1 |

90° UNIVERSAL WORK LAMP



LED IP69K 10-30V 1900LM

- 90° bracket for either horizontal or vertical fixture
- 60° flood beam
- 10 x 1.5W OSRAM LEDs
- Protected to IP69K
- CE, RoHS, E-Marked R10.05

| PART NO. | DESCRIPTION | QTY |
|----------|---------------|-----|
| 0-420-70 | 15W Work Lamp | 1 |

LIGHTING WORK LAMPS LED WORK LAMPS

3.63" SQUARE LED WORK LAMP

NEW



All Black

Use DT connector 0-011-42.

LED 3300LM IP69K 12/24V

- 60W, 12 x OSRAM 5W
- 3300 lumens
- Protected to IP68/IP69K
- Built in 2-PIN DT connector
- PC Lens, Aluminium Housing, SS304 Brackets
- L 92 x H 109.5 x D 51.1mm
- E Marked R10, UKCA & CE approved

| PART NO. | DESCRIPTION | QTY |
|----------|---------------|-----|
| 0-421-06 | 60W work lamp | 1 |

240° WIDE ANGLE LED WORK LAMP



LED 4000LM IP67 12/24V

- 18 x 3W Epistar LEDs, 54W
- 240° wide angle work lamp
- 4000 lumens
- Protected IP67
- L 145 x W 48 x H 84mm
- CE, E-Marked R10 EMC, UKCA

| PART NO. | DESCRIPTION | QTY |
|----------|----------------------|-----|
| 0-421-10 | Wide angle work lamp | 1 |

LED WORK LAMPS ADR APPROVED

ADR APPROVED WORK LAMPS



Approved



2430 Lumens.



2430 Lumens.



4320 Lumens.
DT connector.



2160 Lumens.
DT connector.

LED 4320LM IP67/IP69K 9-32V

- Colour temperature 6000-6500K
- Protected to IP67/ IP69K
- Aluminium housing & polycarbonate lens
- 350mm flying lead
- E-Marked R10 EMC, ADR approved

0-421-22 & 0-421-25 also approved for reversing, R148.

Both use DT connector 0-011-42.

ADR approval shows the unit is sealed, intrinsically safe & ideal for vehicles transporting dangerous goods.



| PART NO. | DESCRIPTION | LUMENS | WATTS | DT CONNECTOR | QTY |
|----------|-------------------------------------|--------|-------|--------------|-----|
| 0-421-20 | Square L 108.3 x W 44.3 x H 108.2mm | 2430Lm | 27W | No | 1 |
| 0-421-21 | Round Ø 115.5 x D 60.3mm | 2430Lm | 27W | No | 1 |
| 0-421-22 | Square L 110.3 x 64.8 x H 110.2mm | 4320Lm | 48W | Yes | 1 |
| 0-421-25 | Oval L 142.3 x W 62.5 x H 89.2mm | 2160Lm | 24W | Yes | 1 |

LED REVERSING LAMPS

HIVE REVERSING WORK LAMP

LED IP68 9-32V R23

- OSRAM 1W LEDs
- Square or round
- Protected to IP68
- Black diecast aluminium housing & PC lens
- E-Marked R10 EMC, R23 Reverse

| | ROUND | SQUARE | LUMENS | WATTS | QTY | |
|---|----------------|----------|----------|--------|-----|---|
|  | 3" work lamp | 0-420-02 | 0-420-06 | 900LM | 12W | 1 |
|  | 3.5" work lamp | 0-420-03 | 0-420-07 | 1200LM | 16W | 1 |



Approved



Top picks for EVs

REVERSING WORK LAMP



Approved



Flood/Spot Combo

LED 1600LM IP69K R10

- 16 x 3W LED work/reverse lamp with Flood/Spot combo beam
- Cast aluminium case & PC lens
- Supplied with stainless steel bracket and 300mm flying lead
- L 109 x W 41 x H 135mm
- ECE R10 & R23 approved

| PART NO. | DESCRIPTION | QTY |
|----------|--------------|-----|
| 0-420-48 | Reverse lamp | 1 |

COMPACT REVERSE WORK LAMP



Approved



Top pick for EVs

LED 1440LM IP68 R10

- 6 x 3W CREE LEDs
- Stainless steel bracket
- Aluminium housing with polycarbonate lens
- L 76 x W 42 x H 90mm
- CE, E-Marked R10, R23 Reverse

| PART NO. | DESCRIPTION | QTY |
|----------|--------------|-----|
| 0-420-39 | Reverse lamp | 1 |

REVERSE WORK LAMP



Approved

LED 1440LM IP68 R10

- 6 x 3W CREE LEDs
- Stainless steel bracket
- Aluminium housing with polycarbonate lens
- 150mm flying lead
- L 150 x W 56 x H 52.5mm
- CE, E-Marked R10, R23 Reverse

| PART NO. | DESCRIPTION | QTY |
|----------|--------------|-----|
| 0-420-38 | Reverse lamp | 1 |

REVERSING LAMP WITH RED POSITION LIGHTS

LED 4350LM IP69K 12/24V

- 9 LED, up to 4350 lumens
- Red Position Light 2W
- Protected to IP67/IP69K
- Square Aluminium Housing
- E-Marked EMC R10, R148, UKCA & CE approved

| PART NO. | DESCRIPTION | LUMENS | WATTS | QTY | |
|----------|----------------|----------------------------|--------|-----|---|
| 0-421-61 | Without handle | H 130 x W 107.3 x D 59.5mm | 1145Lm | 27W | 1 |
| 0-421-60 | With handle | H 178.4 x W 120 x D 59.5mm | 4350Lm | 45W | 1 |

NEW



Approved



R65 4" SQUARE LED REVERSING LAMP WITH AUX WARNING

NEW



LED 1500LM IP69K 12/24V

- 18W, 6 x Clear LEDs, 11W, 6 x Amber LEDs
- Protected to IP67/IP69K
- 10 amber warning flash patterns
- 500mm flying lead
- L 99 x W 53 x H 99mm
- E-Marked R10, R148, R65 Class 2, CE, RoHS & UKCA approved



Approved



Class 2

| PART NO. | DESCRIPTION | QTY |
|----------|-------------------------------------|-----|
| 0-421-02 | 18W Reversing Lamp with Aux Warning | 1 |

LED WORK LAMPS WITH AMBER WARNING

LED WORK LAMPS WITH AMBER WARNING



LED 6430LM IP67/IP69K 12/24V

- 2-function white & flashing amber warning light
- OSRAM LEDs
- Colour temperature 5700K
- Protected to IP67/IP69K
- Aluminium housing & PC lens
- 500mm flying lead
- E-Marked R10, R65



Approved

| PART NO | SIZE | LUMENS | CLEAR | AMBER | QTY |
|----------|-------------|--------|---------------|---------------|-----|
| 0-420-08 | 4" Square | 4000LM | 9 LEDs (45W) | 9 LEDs (10W) | 1 |
| 0-420-09 | 4" Round | 4000LM | 9 LEDs (45W) | 9 LEDs (10W) | 1 |
| 0-420-11 | 4.5" Square | 6430LM | 16 LEDs (80W) | 16 LEDs (11W) | 1 |



LOOKING FOR A DRIVING LAMP WITH WARNING LIGHT?
See page 80.



SIGN UP TO DURITE'S E-NEWS FOR THE LATEST PRODUCT, INDUSTRY & REGULATORY NEWS. WWW.DURITE.CO.UK



HEAVY-DUTY LED WORK LAMPS

COMBO SPOT/FLOOD WORK LAMP

LED 3000LM IP67/IP69K 10-30V

- Combo beam 6 x 5W CREE, 4 x 10W OSRAM LEDs
- Aluminium case
- Polycarbonate lens
- L 89.4 x W 72 x H 89.4mm
- Protected to IP67/IP69K
- CE, E-Marked R10, RoHS, UKCA



Flood & Spot



Combo Beam

| PART NO. | DESCRIPTION | QTY |
|----------|---------------|-----|
| 0-421-31 | 70W work lamp | 1 |

80W HEAVY-DUTY LED WORK LAMP

LED 8800LM IP68/IP69K 10-30V



Super Bright

- 16 x 5W OSRAM LEDs
- Protected to IP68/IP69K
- 2-PIN DT connector
- L 110 x W 90 x H 146mm
- Aluminium housing with polycarbonate lens
- CE, E-Marked R10



Use DT connector 0-011-42.



DT connector

| PART NO. | DESCRIPTION | QTY |
|----------|---------------|-----|
| 0-420-32 | 80W work lamp | 1 |

100W HEAVY-DUTY LED WORK LAMP

LED 8000LM IP68 9-32V



Spec Upgrade

- 20 x 5W CREE LEDs
- Aluminium case
- Polycarbonate lens
- L 160 x W 115.4 x H 141mm
- Protected to IP68
- CE, E-Marked R10



| PART NO. | DESCRIPTION | QTY |
|----------|----------------|-----|
| 0-420-82 | 100W work lamp | 1 |

LED HEAVY-DUTY WORK LAMP

LED 5000LM IP67/IP69K 10-30V



DT connector

- 16 x 5W CREE LEDs (80W max)
- 2-Pin DT connector
- Aluminium case
- Polycarbonate lens
- L 108 x W 67 x H 108mm
- Protected to IP67/IP69K
- CE, E-Marked R10, RoHS, UKCA



Use DT connector 0-011-42.

| PART NO. | DESCRIPTION | QTY |
|----------|---------------|-----|
| 0-421-32 | 80W work lamp | 1 |

LED HEAVY-DUTY WORK LAMP

LED 2800LM IP67/P69K 10-30V



DT connector

- 5 x 10W CREE LEDs (50W max)
- 2-Pin DT connector
- Aluminium case
- Polycarbonate lens
- L 89.4 x W 72 x H 89.4mm
- Protected to IP67/IP69K
- CE, E-Marked R10, RoHS, UKCA



Use DT connector 0-011-42.

| PART NO. | DESCRIPTION | QTY |
|----------|---------------|-----|
| 0-421-30 | 50W work lamp | 1 |

LED MAGNETIC BASE OR HANDLE WORK LAMPS

5 X 3W LED RECHARGEABLE WORK LAMP



2 light colours & modes



LED IP65 10-30V 1000LM

- Rechargeable work lamp with handle & magnetic base
- 2 selectable light colours (white/amber) and modes, full or 30%
- Battery life up to 6 hours
- Supplied charger & cigarette plug charger
- Protected to IP65
- 5V 2.1A USB port

| PART NO. | DESCRIPTION | QTY |
|----------|-------------------------------|-----|
| 0-541-31 | 5 x 3W Rechargeable work lamp | 1 |
| 0-541-97 | 12/24V Cigarette plug charger | 1 |
| 0-541-98 | 100-230V AC UK plug charger | 1 |

LED WORK LAMP WITH FLEXI-DIN & HANDLE



Top pick for EVs



LED IP67 12/24V 2430LM

- 4" Square work lamp with handle
- 27W LED
- Flexi-DIN mount
- Aluminium housing, polycarbonate lens
- CE, E-Marked R10, UKCA

| PART NO. | DESCRIPTION | QTY |
|----------|------------------------------|-----|
| 0-420-62 | 4" LED work lamp with handle | 1 |

360° SWIVEL BRACKET WORK LAMP



LED IP69K 12/24V 4950LM

- 9 x 5W LEDs
- 400mm flying leads
- Aluminium housing with polycarbonate lens
- CE, E-Marked R10

| PART NO. | DESCRIPTION | QTY |
|----------|--------------------------------------|-----|
| 0-420-37 | 12/24V 360° Swivel bracket work lamp | 1 |

12/24V LED WORK LAMP



LED IP67 12/24V 2600LM

- 12 x 3W LEDs
- Ø140 x D 70mm
- Magnet base, handle, switch, cable and cigarette plug
- PMMA lens, black powder coated die cast aluminium case
- CE & UKCA approved

| PART NO. | DESCRIPTION | QTY |
|----------|---------------|-----|
| 0-420-79 | LED work lamp | 1 |

4 X 3W 12/24V LED WORK LAMP



LED IP67 12/24V 900LM

- Low current draw, 1A at 12V DC
- Protected to IP67
- Polycarbonate lens
- Black powder coated die cast aluminium case
- L 82 x W 71 x H 114mm

| PART NO. | DESCRIPTION | QTY |
|----------|---------------|-----|
| 0-420-68 | Magnetic base | 1 |

6 X 3W 12/24V LED WORK LAMPS



LED 1350LM IP67 12/24V

- Low current draw, 1.4A at 12V DC
- L 110 x W 56 x H 85mm
- Polycarbonate lens
- Black powder coated die cast aluminium case

| PART NO. | DESCRIPTION | QTY |
|----------|---------------|-----|
| 0-420-71 | Single bolt | 1 |
| 0-420-72 | Magnetic base | 1 |



LOOKING FOR A COMPACT WORK LAMP WITH MAGNETIC BASE?

See page 71.



LED BAR & RECTANGULAR WORK LAMPS

90° UNIVERSAL WORK LAMP WITH 60° FLOOD BEAM

LED IP67/69K 12/24V 2000LM

- Universal work lamp with 60° flood beam
- 90° bracket for horizontal or vertical fixing
- 10 x 1.5W 3030 LEDs, 15W
- 2000Lm
- Protected to IP67/69K
- L 150 x W 37 x H 122mm
- CE, UKCA, ROHS, E-Marked R10



| PART NO. | DESCRIPTION | QTY |
|----------|---------------------|-----|
| 0-421-70 | Universal work lamp | 1 |

WARNING LIGHT WORK LAMP BAR



Top pick for EVs



LED 1325LM IP69K 10-30V

- 80° flood beam & warning lamp
- 9 x 1.5W, 9 x 1 W OSRAM LEDs
- Protected to IP67/IP69K
- Amber warning light
- Aluminium housing
- Polycarbonate lens
- E-Marked, R10 EMC

| PART NO. | DESCRIPTION | QTY |
|----------|-------------|-----|
| 0-420-15 | Work lamp | 1 |

10-30V LED WORK LAMP BARS



Flood or Spot



LED 2700LM IP67 10-30V

- Protected to IP67
- 2700 lumens
- 2-bolt tilt fixing bracket
- Black die cast aluminium housing
- Polycarbonate lens

| PART NO. | DESCRIPTION | QTY |
|----------|-----------------|-----|
| 0-420-92 | Flood work lamp | 1 |
| 0-420-93 | Spot work lamp | 1 |

POWERFUL LED WORK LAMP BARS



Flood or Spot



LED 4050LM IP67 12/24V

- Protected to IP67
- 4050 lumens
- 2-bolt tilt fixing bracket
- Black die cast aluminium housing
- Polycarbonate lens

| PART NO. | DESCRIPTION | QTY |
|----------|-----------------|-----|
| 0-420-90 | Flood work lamp | 1 |
| 0-420-91 | Spot work lamp | 1 |

LED FLOOD/SPOT WORK LAMP BAR



Super bright
20,000
Lumens



LED 20000LM IP69K 12/24V

- 100 x 3W LEDs
- 20,000 lumens
- Protected to IP69K
- H 111.2 x W 1380 x D 86.5mm
- Spot/flood combo beam
- Black powder coated die cast aluminium housing
- Polycarbonate lens

| PART NO. | DESCRIPTION | QTY |
|----------|-----------------------------|-----|
| 0-420-94 | 4ft spot beam work lamp bar | 1 |

CREE LED WORK LAMP LIGHT BARS



LED IP67 12/24V



Surface or bracket mount

- Robust black die cast aluminium housing
- Polycarbonate lens
- Protected to IP67
- Surface or bracket mounting
- EMC approved

| PART NO. | DESCRIPTION | QTY |
|----------|---|-----|
| 0-420-88 | H 110 x W 268 x D 82mm. 8 x 5W. 3040Lm | 1 |
| 0-420-89 | H 110 x W 484 x D 82mm. 16 x 5W. 6080Lm | 1 |

LED DRIVING LAMPS

DRIVING LAMP BARS WITH AMBER WARNING LIGHT & DRL



LED 16800LM IP68/69K 10-30V



Approved

- Super powerful OSRAM LEDs
- 600mm fly lead with 6-PIN DT connector
- Colour temperature 5700K
- Aluminium housing and polycarbonate lens
- E-Marked R10 EMC, R112, R7 & R65



DRL



Warning

Use DT connector 0-011-46.

| PART NO. | SIZE | DRIVING | DRL | WARNING | LUMENS | QTY |
|----------|---------------------------|--------------|---------|---------|----------|-----|
| 0-420-12 | L 560.6 x W 67.3 x H 70mm | 40 x 5W 200W | 30 LEDs | 40 LEDs | 16,800Lm | 1 |
| 0-420-17 | L 375 x W 67.3 x H 70mm | 24 x 5W 120W | 18 LEDs | 24 LEDs | 10,080Lm | 1 |

DRIVING WORK LAMP BARS WITH DT & DRL



LED 27000LM IP67 12/24V



DT connector

- Powerful 3W CREE LEDs
- 500mm flying lead with 3-PIN DT connector
- Colour temperature 6000-7000K
- Aluminium housing and polycarbonate lens
- Protected to IP67
- E-Marked R10, R148, R149



Use DT connector 0-011-43.

| PART NO. | SIZE | DRIVING | DRL | LUMENS | QTY |
|----------|--------------------------|--------------|-----------------|----------|-----|
| 0-421-40 | L 293 x W 83.5 x H 80mm | 20 x 3W 60W | 14 x 0.2W 2.8W | 6,000Lm | 1 |
| 0-420-16 | L 542 x W 83.5 x H 80mm | 40 x 3W 120W | 28 x 0.2W 5.6W | 12,000Lm | 1 |
| 0-421-41 | L 1171 x W 83.5 x H 80mm | 90 x 3W 270W | 63 x 0.2W 12.6W | 27,000Lm | 1 |

LIGHTING WORK LAMPS LED WORK LAMPS

10" OR 20" DRIVING WORK LAMP BARS WITH POSITION LAMP



LED IP67/69K 10-30V

- Powerful CREE LEDs
- 6000K colour temperature
- Protected to IP67/IP69K
- Polycarbonate lens & aluminium housing
- 500mm fly lead
- E-Marked R10, R148, R149 & CE approved



Approved

| PART NO. | SIZE | DRIVING | POSITION | LUMENS | QTY | | |
|----------|-------------------------------|---------|----------|------------|------|--------|---|
| 0-421-45 | 10" - L 273.3 x H 40 x D 78mm | 10 x 5W | 50W | 45 x 0.03W | 1.4W | 2200Lm | 1 |
| 0-421-46 | 20" - L 475 x H 40 x D 78mm | 20 x 5W | 100W | 90 x 0.03W | 2.7W | 4600Lm | 1 |



60W ROAD LEGAL LED WORK/DRIVING LAMP



LED 5400LM IP68 9-36V

- Powerful 60W ETI LEDs
- 300mm flying leads
- Approx life: 50,000 hours
- Colour temperature 6500K
- L 353 x W 68 x H 55mm
- Cast aluminium case & polycarbonate lens
- E-Marked R10 EMC, R112



Approved

| PART NO. | DESCRIPTION | QTY |
|----------|------------------|-----|
| 0-420-96 | 60W driving lamp | 1 |

Powerful

61W DRIVING LAMP WITH 140° ANGLE FLOOD BEAM



LED 6920LM IP67/69K 10-30V

- 61W OSRAM LEDs
- 500mm flying lead with 2-PIN DT connector
- Die-cast aluminium housing and polycarbonate lens
- Approx life: 50,000 hours
- L 131 x H 109 mm
- E-Marked R10, R112



140° Angle Beam

| PART NO. | DESCRIPTION | QTY |
|----------|----------------------|-----|
| 0-420-13 | 5" cube driving lamp | 1 |

Use DT connector 0-011-42.

AUXILIARY DRIVING LAMPS



LED R112 IP68

- 7" or 9" LED Auxiliary Driving Lamp
- 9-32VDC, 5W LEDs
- Aluminium housing with PC lens
- Stainless steel bracket
- Protected to IP68
- E-Marked, ECE R112 approved



Approved

| PART NO. | DESCRIPTION | WATT | LUMENS | QTY |
|----------|-------------|----------|---------|-----|
| 0-537-47 | 7" 18 LEDs | 90W max | 7200Lm | 1 |
| 0-537-49 | 9" 30 LEDs | 150W max | 12000Lm | 1 |

LIGHTING WORK LAMPS LED WORK LAMPS

9" LED HIGH BEAM/POSITION LAMP



Use DT connector 0-011-44.

LED 6400LM IP69K 10-30V

- 9" high beam/position lamp with 4-PIN DT connector
- 10 LEDs high beam (65W)
- 7 LEDs position beam (0.3W)
- Black aluminium housing, PC lens with stainless steel SS304 bracket
- E-Marked R112, R87 and R10 EMC

| PART NO. | DESCRIPTION | QTY |
|----------|---------------------|-----|
| 0-420-29 | 9" LED driving Lamp | 1 |



Approved



Ideal for fitting to Spot Light Bars

9" LED HIGH BEAM/POSITION/WARNING LAMP

NEW



Use DT connector 0-011-44.

LED 1700LM IP69K 10-30V

- 9" high beam/position/warning lamp with 4-PIN DT connector
- 12 LEDs high beam (60W)
- 40 LEDs position beam (4W)
- 9 LEDs warning beam (18W)
- Black graphene housing, PC Lens with stainless steel SS304 bracket
- E-Marked R148, R65 and R10 EMC

| PART NO. | DESCRIPTION | QTY |
|----------|---------------------|-----|
| 0-421-29 | 9" LED driving Lamp | 1 |



Approved



Ideal for fitting to Spot Light Bars

7" DRIVING LAMP AND POSITION

NEW



LED 6300LM IP66/69K 10-30V

- High beam 32 x 3.75W, 6300LM
- White/Amber position light 12 x 0.42W
- Protected to IP66/IP69K
- Aluminium housing with polycarbonate lens
- E-marked R148, R149 and R10 EMC

| PART NO. | DESCRIPTION | QTY |
|----------|-----------------|-----|
| 0-537-52 | 7" Driving lamp | 1 |



Super Bright



9" LED ROUND HIGH BEAM/POSITION LAMP



LED 6000LM IP67 9-32V

- 9" high beam/position lamp with 3-PIN DT connector lead
- 12 CREE LEDs high beam (60W)
- 2 LEDs position beam (0.5W)
- Black aluminium housing, PC lens with stainless steel SS304 bracket
- E-Marked R112, R7 and R10 EMC

| PART NO. | DESCRIPTION | QTY |
|----------|---------------------------|-----|
| 0-420-28 | 9" LED round driving Lamp | 1 |



Approved

6.5" DRIVING LAMP WITH DUAL UNIVERSAL FIT

LED

1100LM

IP67/69K

10-30V

- 30.1W
- Vertical or horizontal mount
- Low Beam 1 x 14.W, 1050LM
- High Beam 1 x 15.6W, 1100LM
- Protected to IP67/IP69K

- L 166 x W 93 x H 166mm
- Aluminium housing with polycarbonate lens
- UKCA, CE, E-Marked R148 (LHT RHD) & R10 EMC

| PART NO. | DESCRIPTION | QTY |
|----------|-------------------|-----|
| 0-422-60 | 6.5" Driving lamp | 1 |

NEW



Vertical or horizontal mount.

BULB WORK LAMP

35W 12/24V HID XENON WORK LAMP

IP65

12/24V

- Black nylon plastic body
- Stainless steel bracket and glass lens
- 250mm flying lead
- Internal ballast
- L 120 x W 135 x H 160mm

Supplied with Xenon bulb.

| PART NO. | DESCRIPTION | QTY |
|----------|-----------------|-----|
| 0-538-53 | Xenon work lamp | 1 |



BRACKETS

UNIVERSAL WORK LAMP BRACKETS

- Single bolt-hole adaptor
- SS304 with 3 grub screws
- 180° up/down, 60° side to side rotation
- Max speed 70MPH, 2KG max load weight
- L 52 x H 45 x W 30mm

| PART NO. | DESCRIPTION | QTY |
|----------|------------------|-----|
| 4-420-99 | Pair of brackets | 2 |



MAGNETIC BASE

- Magnetic base for bulb spot work lamps

| PART NO. | DESCRIPTION | QTY |
|----------|---------------|-----|
| 0-537-54 | Magnetic base | 1 |



UNIVERSAL SWIVEL BRACKET

- 360° swivel bracket with M8 thread and rubber gasket

Fits most work lamps.

| PART NO. | DESCRIPTION | QTY |
|----------|--------------------------|-----|
| 0-420-36 | Universal swivel bracket | 1 |



SPIGOT MOUNT

- Spigot mount with DIN connector for 0-420-44/45/46/47/48, 0-420-66, 0-420-86/0-420-87
- With 10cm cable and connectors

| PART NO. | DESCRIPTION | QTY |
|----------|--------------|-----|
| 0-420-98 | Spigot mount | 1 |



SAFE ZONE LAMPS

“ Safely illuminate your surroundings ”

Prioritise the safety of everyone in and around your vehicle.

Safe Zone lamps emit a powerful beam of light onto the floor, effectively notifying individuals of the appropriate distance to maintain during vehicle movements. Additionally, these lights also serve as a convenient source of illumination, brightening up the area around your vehicle for enhanced visibility.



BANKSMAN REVERSING LAMP & SIDE MARKER LAMP



Approved



LED 1500LM IP67 R10


- 6 amber LEDs - 2.8W, 240Lm
- 6 white LEDs - 16.5W, 1500Lm
- Protected to IP67
- 300mm flying lead
- L 182.5 x W 54 x H 33mm
- E-Marked R10 EMC, R91, R23 approved



Optimal light distribution.



Side Marker



Reversing


| PART NO. | DESCRIPTION | QTY |
|----------|---------------------|-----|
| 0-421-50 | Reverse/Marker lamp | 1 |

LINE SPOT LAMPS



LED IP67 10-80V

- 3 x 3W
- Clear outline for your forklift
- 50,000 hours lifespan
- Polycarbonate lens and die cast aluminium housing
- E-Marked R10 & EMC approved



| BLUE | RED | DESCRIPTION | QTY |
|----------|----------|--------------------|-----|
| 0-420-49 | 0-420-85 | Line LED spot lamp | 1 |

ARC LED WORK LAMPS



LED IP67 10-80V 255LM

- 'U' shape beam provides 180° zone warning coverage
- 10W OSRAM LED
- Die-cast aluminium housing with polycarbonate lens
- CE, E-Marked R10.05 EMC

| BLUE | RED | DESCRIPTION | QTY |
|----------|----------|-------------------|-----|
| 0-420-21 | 0-420-42 | Arc forklift lamp | 1 |

PROGRESSIVE ARROW SPOT LAMP

LED IP67 10-110V

- 9 x 3W LEDs, 27W max
- 830 Lux @ 5m
- L 76 x W 81.8 x H 98mm
- E-Marked R10 EMC, CE, RoHS, UKCA approved



| PART NO. | DESCRIPTION | QTY |
|----------|-----------------------------|-----|
| 0-420-80 | Progressive arrow spot lamp | 1 |

ARROW LED SPOT LAMPS

LED IP67 10-60V

- Light visible up to 15 meters away
- Die cast aluminium housing
- Protected to IP67
- L 72.7 x W 75 x H 97.5mm
- E-Marked, ECE R10 EMC, CE & UKCA approved



| BLUE | RED | DESCRIPTION | QTY |
|----------|----------|---------------------|-----|
| 0-420-84 | 0-420-14 | Arrow LED spot lamp | 1 |

LED SPOT LAMPS

LED 1000LM IP68 10-48V

- 1000 lumens
- L 98 x W 80 x H 70mm
- Die cast aluminium housing
- Protected to IP68
- CE approved



| BLUE | RED | DESCRIPTION | QTY |
|----------|----------|---------------|-----|
| 0-420-75 | 0-420-83 | LED spot lamp | 1 |

40W LED PROJECTOR WORK LAMPS

LED 2700LM IP69K 10-80V

- 2700 lumens
- D 194 x W 96.7 x H 96.7mm
- Aluminium housing with PC lens
- Protected to IP67/IP69K
- E-Marked R10, CE approved



Approved



| FORKLIFT | STOP | DESCRIPTION | QTY |
|----------|----------|--------------------|-----|
| 0-421-03 | 0-421-04 | LED projector lamp | 1 |

INTERIOR/EXTERIOR LIGHTS

ANGLED SCENE LIGHTS

- ✓ Perfect for refrigerated trailers
- ✓ CE approved

40W SCENE LIGHT



LED 9-32V 3200LM IP67




Approved

- 9-32VDC
- 40 x 1W LEDs
- 3200 lumens
- Protected to IP67
- Aluminium housing & polycarbonate lens
- L 251 x W 58 x H 38mm
- E-Marked R10, CE, RoHS & UKCA approved

| PART NO. | DESCRIPTION | QTY |
|----------|-------------|-----|
| 0-668-65 | Scene lamp | 1 |

SMD LED 10-30V ANGLED SCENE LIGHTS



LED 10-30V IP68



40° Angle

- 10-30VDC
- 40° angled scene light
- White SMD 1W LEDs
- Protected to IP68
- E-Marked ECE R10, CE, RoHs approved

| PART NO. | DESCRIPTION | | WATT | LUMENS | QTY |
|----------|-----------------------|--------|---------|--------|-----|
| 0-668-55 | L 129 x W 68 x H 46mm | Small | 9 x 1W | 725LM | 1 |
| 0-668-56 | L 229 x W 68 x H 46mm | Medium | 18 x 1W | 1450LM | 1 |
| 0-668-57 | L 329 x W 68 x H 46mm | Large | 27 x 1W | 2175LM | 1 |

10-30V EXTERIOR LAMP



LED 400LM IP65

- 6 LEDs
- 10-30V
- Polycarbonate housing and lens
- L 202 x W 72 x H 35mm

| PART NO. | DESCRIPTION | QTY |
|----------|-------------|-----|
| 0-668-66 | 6-LED lamp | 1 |



**INNOVATIVE VEHICLE INTERIOR LAMPS
ADDED TO THE DURITE RANGE**

See pages 92-94.



LIGHTING INTERIOR/EXTERIOR LIGHTS

45° ANGLED SCENE LIGHTS

LED 12/24V IP67

- 12/24V
- 45° angled scene light
- White SMD LEDs
- Protected to IP67
- E-Marked, EMC R10 approved



Top picks for EVs 45° Angle



| | PART NO. | DESCRIPTION | LEDS | WATT | LUMENS | QTY |
|--|----------|---|------|------|--------|-----|
| | 0-668-51 | L 205 x W 60 x D 34mm Medium | 32 | 6.4W | 150LM | 1 |
| | 0-668-52 | L 205 x W 60 x D 34mm With touch button | 32 | 6.4W | 150LM | 1 |
| | 0-668-53 | L 300 x W 60 x D 34mm Large | 60 | 12W | 580LM | 1 |

ROUND/CIRCULAR LIGHTS

ROUND LED ROOF LAMP

LED 9-32V 1560LM IP67

- 9-32V
- 1W OSRAM LEDs
- Protected to IP67
- 400mm fly lead
- 5500K warm white
- ECE R10, CE, RoHS & UKCA



Top picks for EVs Approved



| | PART NO. | DESCRIPTION | WATT | LUMENS | SWITCHED | QTY |
|--|----------|-----------------|------|--------|-----------------|-----|
| | 0-668-82 | Ø75 x D 18.5mm | 8W | 480Lm | - | 1 |
| | 0-668-83 | Ø95 x D 23.3mm | 14W | 840Lm | - | 1 |
| | 0-668-84 | Ø120 x D 29.5mm | 18W | 1080Lm | - | 1 |
| | 0-668-85 | Ø143 x D 38mm | 26W | 1560Lm | Full, off, half | 1 |

72-LED SLIM ROOF LAMP

LED 1150LM 12/24V IP66

- Ø 197mm x H 10mm
- Bright white LEDs, surface mounting in white plastic



| PART NO. | DESCRIPTION | QTY |
|----------|----------------|-----|
| 0-668-40 | Slim roof lamp | 1 |

21-LED ROUND ROOF LAMP WITH PIR

LED 1400LM IP67

- Ø 160.2mm x D 14.1mm
- Bright white SMD LEDs
- EMC R10 approved



Top pick for EVs

| PART NO. | DESCRIPTION | QTY |
|----------|----------------------|-----|
| 0-668-18 | PIR sensor roof lamp | 1 |

21-LED ROUND ROOF LAMP



LED 410LM 12/24V IP67

- Ø 155mm, D 15.7mm
- Bright white SMD LEDs
- EMC R10 approved
- White plastic bezel

| PART NO. | DESCRIPTION | QTY |
|----------|----------------|-----|
| 0-668-06 | Slim roof lamp | 1 |

36-LED ROUND ROOF LAMP



LED 576LM 12/24V IP66

- Ø 129mm, D 9mm
- White SMD LEDs
- Protected to IP66
- CE

| PART NO. | DESCRIPTION | QTY |
|----------|----------------|-----|
| 0-668-10 | Slim roof lamp | 1 |

117-LED ROOF LAMP WITH SWITCH



LED 338LM 12/24V

- Ø 107mm x H 23mm
- White LEDs
- Integral switch
- Polycarbonate housing

| PART NO. | DESCRIPTION | QTY |
|----------|---------------|-----|
| 0-668-13 | Interior lamp | 1 |

LED DOWNLIGHTER



LED 12/24V

- Ø 77mm x D 26mm
- Silver plastic with detachable bezel & switch

Recessed or surface mounting.

| PART NO. | DESCRIPTION | QTY |
|----------|-------------|-----|
| 0-668-04 | Downlighter | 1 |

24-LED ROUND ROOF LAMPS



Top pick for EVs



LED 1780LM 12/24V IP67

- Ø 130mm x D 16.5mm
- Mega power white SMD LEDs
- ADC12 (aluminium) housing and polycarbonate lens
- EMC, R10 approved



| DESCRIPTION | NO SWITCH | PIR SWITCH | QTY |
|-----------------|-----------|------------|-----|
| White roof lamp | 0-668-27 | 0-668-29 | 1 |

10-LED ROUND ROOF LAMP



LED 665LM 12/24V IP67

- Ø 75mm, Depth 8.7mm
- SMD LEDs
- White plastic bezel
- EMC R10 approved

| PART NO. | DESCRIPTION | QTY |
|----------|----------------|-----|
| 0-668-11 | Slim roof lamp | 1 |

12-LED DOWNLIGHTER



LED 192LM 12/24V IP66

- Ø 69mm x D 9.6
- 6 red LEDs - night light facility
- Warm white LEDs
- Surface mounting in white plastic

| PART NO. | DESCRIPTION | QTY |
|----------|-------------|-----|
| 0-668-05 | Downlighter | 1 |

LIGHTING INTERIOR/EXTERIOR LIGHTS

OVAL/RECTANGULAR LIGHTS

12/24V ROOF LAMP WITH 120 LEDs

LED 12/24V 480LM



Top pick for EVs

- 120 white LEDs
- White polycarbonate housing & lens
- Surface mount
- Integral rocker switch and flying leads



L 129 x W 77 x H 21mm

| PART NO. | DESCRIPTION | QTY |
|----------|-----------------------|-----|
| 0-668-14 | Slim 12/24V roof lamp | 1 |



SLIM 12/24V LED ROOF LAMP WITH 96 LEDs

LED 12/24V 672LM

- Integral switch
- CE approved
- 96 bright white LEDs
- Surface mounting
- Aluminium body, white plastic ends



L 292 X W 93 X H 15mm

| PART NO. | DESCRIPTION | QTY |
|----------|-----------------------|-----|
| 0-668-25 | Slim 12/24V roof lamp | 1 |

12/24V LED ROOF LAMP WITH SWITCH

LED 12/24V 960LM

- 60 bright white LEDs
- Surface mounting, in white plastic
- Integral switch
- 6 red LEDs night light facility



L 175 x W 175 x H 23mm

| PART NO. | DESCRIPTION | QTY |
|----------|---------------------------|-----|
| 0-668-30 | Slim 12/24V LED roof lamp | 1 |

22 WHITE SMD LED ROOF LAMP

LED 12/24V 195LM

- 12/24V
- 22 white SMD LEDs
- Protected to IP67
- E-Marked, EMC R10 approved



L 160 x W 54 x D 12mm

Perfect for refrigerated trailers.

| PART NO. | DESCRIPTION | QTY |
|----------|---------------------------|-----|
| 0-668-92 | Roof lamp with PIR switch | 1 |

WHITE 12/24V SMD LED ROOF LAMPS

LED IP67 12/24V 1330LM

- ADC12 (aluminium) housing and polycarbonate lens
- EMC, R10 approved



NO SWITCH

TOUCH BUTTON

PIR SWITCH



Top picks for EVs

| | DESCRIPTION | LUMENS | QTY |
|----------|--|--------|-----|
| 0-668-67 | L 135.8 x W 65.8 x D 16mm 12 white LEDs | 950LM | 1 |
| 0-668-87 | L 186 x W 65.8 x D 16mm 18 white LEDs | 1330LM | 1 |

Perfect for refrigerated trailers.

SLIM 12V/24V LED ROOF LAMP WITH FROSTED LENS

LED 12/24V R10

- 108 indirect square LEDs
- On/off switch
- 587 lumens
- Aluminium body, frosted lens
- L 374 x W 145 x H 12mm
- ECE R10 approved



| PART NO. | DESCRIPTION | QTY |
|----------|----------------|-----|
| 0-668-76 | Slim roof lamp | 1 |

LINEAR INTERIOR LIGHTS


LINEAR INTERIOR LIGHTS



Top picks for EVs



1ft, 2ft & 3ft



LED IP67 9-30V 1200LM

- Ultra bright white SMD LEDs
- With or without switch
- Clear PC lens with Aluminium base
- Protected to IP67
- E-Marked, EMC R10 approved



| | WITH SWITCH | NO SWITCH | DESCRIPTION | | WATT | LUMENS | QTY |
|--|-------------|-----------|----------------------------|--------|-------|--------|-----|
| | 0-668-21 | 0-668-41 | L 380 x W 25 H 13mm (1ft) | Small | 6.2W | 400LM | 1 |
| | 0-668-22 | 0-668-42 | L 620 x W 25 H 13mm (2ft) | Medium | 12.4W | 790LM | 1 |
| | 0-668-23 | 0-668-43 | L 1120 x W 25 H 13mm (4ft) | Large | 15.3W | 1200LM | 1 |

12/24V LED ROOF LAMPS WITH SWITCH

LED 12/24V 1120LM



- Aluminium base

| PART NO. | DESCRIPTION | LUMENS | QTY |
|----------|-----------------------|---------|--------|
| 0-668-32 | L 160 x W 40 x H 24mm | 18 LEDs | 210LM |
| 0-668-33 | L 260 x W 40 x H 24mm | 36 LEDs | 430LM |
| 0-668-34 | L 560 x W 40 x H 24mm | 94 LEDs | 1120LM |

12-LED BATTEN ROOF LAMP

LED 12/24V 520LM



- Integral switch
- Bright white LEDs, 2500 lux
- 22mm deep
- Surface mounting
- Aluminium body with white plastic ends
- L 588 x W 40 x H 22mm

| PART NO. | DESCRIPTION | QTY |
|----------|-------------------------------|-----|
| 0-668-35 | Slim 12W LED batten roof lamp | 1 |

LIGHTING INTERIOR/EXTERIOR LIGHTS

72-LED ROOF LAMP WITH SWITCH

LED 504LM 12//24V L 368 x W 45 x H 10mm



- Low current draw 0.4A at 12/24V DC
- White aluminium housing
- 10mm deep
- Integral on/off switch
- Surface mounting
- 1060 lux

| PART NO. | DESCRIPTION | QTY |
|----------|-------------------------------|-----|
| 0-668-37 | Slim 12V LED linear roof lamp | 1 |

R10 12/24V LED ROOF LAMPS WITH SWITCH

LED 1200LM 12/24V IP67



- SMD LEDs, white bezel
- EMC R10 approved
- Integral switch
- Supplied with a 100mm cable

Extra bright.
Perfect for refrigerated trailers.

| PART NO. | DESCRIPTION | LEDS | LUMENS | QTY |
|----------|-------------------------|------|--------|-----|
| 0-668-80 | L 400 x W 17 x H 25mm | 18 | 1200LM | 1 |
| 0-668-81 | L 245.1 x W 17 x H 25mm | 9 | 600LM | 1 |

WHITE SMD LED ROOF LAMPS

LED 12/24V IP67

- White SMD LEDs
- E-Marked EMC R10 approved

| NO SWITCH | TOUCH BUTTON | DESCRIPTION | LEDS | LUMENS | QTY |
|-----------|--------------|-----------------------|------|--------|-----|
| 0-668-93 | 0-668-94 | L 320 x W 54 x D 12mm | 58 | 550LM | 1 |
| 0-668-95 | - | L 600 x W 54 x D 12mm | 134 | 820LM | 1 |



OTHER INTERIOR LAMPS & ACCESSORIES

12V LED MAP LIGHTS

LED

- Switch on lamp head with 325mm flexible arm
- 12 bright white LEDs
- 6 red LEDs - night light facility

| PART NO. | DESCRIPTION | QTY |
|----------|-------------------|-----|
| 0-669-13 | 12V LED map light | 1 |
| 0-669-25 | 24V LED map light | 1 |



12/24V PIR SENSOR

IP67 12/24V

- Easy to install
- Slim built-in PIR sensor
- Switch with 35 second timer
- 90° detection angle
- 5m detection distance
- CE, ECE EMC R10 approved

| PART NO. | DESCRIPTION | QTY |
|----------|-------------------|-----|
| 0-743-23 | 12/24V PIR sensor | 1 |



L 110 x H 50 x W 22mm



INNOVATIVE VEHICLE LIGHTING SOLUTIONS

Expert high quality lighting products to improve safety

Established in 1956, Labcraft has developed a strong reputation for high-quality interior and exterior LED lighting for commercial and emergency fleets. Labcraft innovative lights are durable and create a bright workplace anywhere, maximising efficiencies and improving safety in and around the vehicles. Products are designed and manufactured in the UK and come with up to 10 years warranty.

labcraft.co.uk

MEGALUX INTERIOR LIGHT



Approved



LED 1310LM IP67 10-32V

- CREE LEDs
- Low profile mount
- Protected to IP67
- With PIR switch
- Ø132 x D 13.5mm
- ECE R10 approved

| PART NO. | DESCRIPTION | QTY |
|---------------|-------------|-----|
| LPD3_4-3MVPIR | 10W Megalux | 1 |

MICROLUX



Approved



LED 650LM IP67 10-32V

- CREE LEDs
- Low profile mount
- Protected to IP67
- Impact deflection design
- L 128 x W 15 x H 100mm
- ECE R10 approved

| PART NO. | DESCRIPTION | WATTS | LUMENS | QTY |
|------------|-------------------------|-------|--------|-----|
| LSI3_2-1MV | Microlux (Grey/Black) | 2.7W | 370Lm | 1 |
| LSI3_2-3MV | Superlux (White/Silver) | 6W | 650Lm | 1 |

POWERLUX



Approved



LED 1250LM IP67 10-32V

- CREE LEDs
- Low profile mount
- Protected to IP67
- With PIR switch
- L 270 x W 15 x H 100mm
- ECE R10 approved

| PART NO. | DESCRIPTION | QTY |
|---------------|-----------------------------|-----|
| LSI3_6-1MV | 9W Powerlux | 1 |
| LSI3_6-1MVPIR | 9W Powerlux with PIR switch | 1 |

BANKSMAN INTERIOR LIGHT



Approved

LED 960LM IP69K 10-32V

- CREE LEDs
- Protected to IP69K
- Aluminium base
- L 190 x W 23 x H 77mm
- ECE R10, R23 approved



| PART NO. | DESCRIPTION | QTY |
|------------|---------------|-----|
| LBM3_4-2MV | 8.2W Banksman | 1 |

1970LM SCENELITE



Approved

LED 1970LM IP67 10-32V

- CREE LEDs
- 40° angle
- Protected to IP67
- Aluminium base
- L 310 x W 38 x H 82mm
- ECE R10 approved



| PART NO. | DESCRIPTION | QTY |
|------------|---------------|-----|
| LSI6_6-3MV | 18W Scenelite | 1 |

1640LM SCENELITE



Approved

LED 1640LM IP67 10-32V

- CREE LEDs
- 30m² curved light projection
- Protected to IP67
- Aluminium casting
- L 230 x W 36 x H 63mm
- ECE R10 approved



| PART NO. | DESCRIPTION | QTY |
|--------------|-------------|-----|
| LSI7_5-3MV | 15W, Black | 1 |
| LSI7_5-3MVWH | 15W, White | 1 |

1250LM SCENELITE



Approved

LED 1250LM IP69K 10-32V

- CREE LEDs
- Protected to IP69K
- Aluminium base
- L 165 x W 20 x H 50mm
- ECE R10 approved



| PART NO. | DESCRIPTION | QTY |
|--------------|--------------|-----|
| LSI8_4-3MV | 12.3W, Black | 1 |
| LSI8_4-3MVWH | 12.3W, White | 1 |

ORIZON CREE LED INTERIOR LAMP



Approved

LED 1700LM IP66

- 24 or 48 CREE LEDs
- Orion interconnect
- Low power draw
- Low profile design 11mm
- Protected to IP66
- ECE R10 approved

| PART NO. | DESCRIPTION | WATTS | LUMENS | QTY |
|-----------------|------------------------|-------|--------|-----|
| LLEDCW500PV3 | L 522 x W 18 x D 11mm | 12V | 850Lm | 1 |
| LLEDCW500PV3/2 | | 24V | | 1 |
| LLEDCW1000PV3 | L 1022 x W 18 x D 11mm | 12V | 1700Lm | 1 |
| LLEDCW1000PV3/2 | | 24V | | 1 |



Clear 0° mounting clip | LORIZMTGCLIP1

NEBULA CREE LED INTERIOR LIGHT



Approved

LED 850LM IP66

- 12 or 24 CREE LEDs
- Low power draw
- Integrated switch option
- Protected to IP66
- ECE R10 approved

| NO SWITCH | SWITCH | DESCRIPTION | WATTS | LUMENS | QTY |
|-----------|--------------|-----------------------|-------|--------|-----|
| LSI5CW250 | - | L 376 x W 44 x H 15mm | 12V | 425Lm | 1 |
| LSI5CW500 | LSI5CW500S | L 624 x W 44 x H 15mm | 12V | 850Lm | 1 |
| - | LSI5CW500S/2 | L 624 x W 44 x H 15mm | 24V | 850Lm | 1 |



ASTRO CREE LED AWNING LIGHT



Approved

LED 850LM IP66

- 12 or 24 CREE LEDs
- Low power draw
- Protected to IP66
- ECE R10 approved

| PART NO. | DESCRIPTION | WATTS | LUMENS | QTY |
|-------------|-----------------------|-------|--------|-----|
| LLL2CW250 | L 343 x W 31 x H 43mm | 12V | 425Lm | 1 |
| LLL2CW500 | L 593 x W 31 x H 43mm | 12V | 850Lm | 1 |
| LLL2CW500/2 | | 24V | | 1 |



REAR COMBINATION LIGHTS

CURRENT LOADING BALLASTS

Current loading ballast for 12V and 24V LED indicators

| DESCRIPTION | FOR 12V | FOR 24V | QTY |
|-------------------------|----------|----------|-----|
| Current loading ballast | 0-097-62 | 0-097-74 | 1 |



8 FUNCTION REAR COMBINATION LAMPS

24V LED COMMERCIAL REAR LAMPS

24V LED stop/tail/fog/side marker/direction indicator/reflex reflector/reverse/number plate light (NPL)

LED

- Supplied with 1 metre flying lead
- L 515 x W 90 x H 130mm
- ECE approved

| DESCRIPTION | RIGHT | LEFT (NO NPL) | QTY |
|-------------|----------|---------------|-----|
| Rear Lamp | 0-069-50 | 0-069-51 | 1 |



COMMERCIAL REAR LAMPS

Stop/tail/direction indicator/fog/reflex reflector/side marker/reverse/number plate light (NPL)

- Supplied without bulbs
- Suitable replacement for Mercedes Actros
- L 515 x W 90 x H 141mm
- ECE approved

| DESCRIPTION | RIGHT | LEFT (NO NPL) | QTY |
|------------------|----------|---------------|-----|
| Rear Lamp | 0-074-00 | 0-074-01 | 1 |
| Replacement Lens | 0-074-98 | 0-074-99 | 1 |



Actros



COMMERCIAL TRAILER REAR LAMPS

Stop/tail/fog/side marker/direction indicator/triangle reflex reflector/reverse/number plate light (NPL)

- L 418 x W 90 x H 148mm
- ECE approved

| DESCRIPTION | RIGHT | LEFT | QTY |
|------------------|----------|----------|-----|
| Rear Lamp | 0-080-00 | 0-080-01 | 1 |
| Replacement Lens | 0-080-98 | 0-080-99 | 1 |



LIGHTING REAR COMBINATION LIGHTS 7 FUNCTION REAR COMBINATION LAMPS

7 FUNCTION REAR COMBINATION LAMPS

12/24V 7 FUNCTION LED TRAILER LIGHTS - TRIANGLE REFLECTOR



Durable lens

LED IP67 12/24V



Stop/tail/fog/dynamic direction indicator/reverse/number plate light (NPL) and reflex triangle reflector

- L 380 x W 40 x H 135mm
- Protected to IP67
- Supplied with 1000mm flying leads
- PMMA lens
- Surface mount
- CE, UKCA, E-Marked ECE approved

| DESCRIPTION | RIGHT | LEFT | QTY |
|---------------|----------|----------|-----|
| Trailer light | 0-071-72 | 0-071-73 | 1 |

12/24V 7 FUNCTION LED TRACTOR UNIT LIGHTS - RECTANGLE REFLECTOR



Durable lens

LED IP67 12/24V



Stop/tail/fog/dynamic direction indicator/reverse/number plate light (NPL) and reflex rectangle reflector

- L 380 x W 40 x H 135mm
- Protected to IP67
- Supplied with 1000mm flying leads
- PMMA lens
- Surface mount
- CE, UKCA, E-Marked ECE approved

| DESCRIPTION | RIGHT | LEFT | QTY |
|--------------------|----------|----------|-----|
| Tractor unit light | 0-071-70 | 0-071-71 | 1 |

12/24V 7 FUNCTION LED TRAILER LIGHTS



Top picks for EVs

LED IP65 12/24V



Stop/tail/fog/direction indicator/reverse/reflex reflector and number plate light (NPL)

- L 245 x W 41 x H 150mm
- Protected to IP65
- Supplied with 300mm flying leads
- ECE approved, E-Marked

| DESCRIPTION | RIGHT | LEFT | QTY |
|---------------|----------|----------|-----|
| Trailer Light | 0-071-20 | 0-071-21 | 1 |

12/24V 6-FUNCTION COMMERCIAL LAMPS



Number plate light available



Stop/tail/direction indicator/fog/reverse/reflex reflector/ with or without number plate light (NPL)

- Mercedes Sprinter / VW
- L 400 x W 160 x H 88.5mm
- ECE approved

| DESCRIPTION | RIGHT (NO NPL) | LEFT | QTY |
|------------------|----------------|----------|-----|
| Rear Lamp | 0-081-02 | 0-081-03 | 1 |
| Replacement Lens | 0-081-98 | 0-081-99 | 1 |

LIGHTING REAR COMBINATION LIGHTS 6/7 FUNCTION REAR COMBINATION LAMPS

24V 7 OR 6-FUNCTION COMMERCIAL LAMPS

LED

Stop/tail/direction indicator/fog/reverse/reflex reflector/with or without number plate light (NPL)

- Volvo & Renault
- L 500 x W 130 x H 86mm
- ECE approved



| DESCRIPTION | RIGHT (NO NPL) | LEFT | LENS | QTY |
|-------------|----------------|----------|----------|-----|
| Rear Lamp | 0-071-40 | 0-071-41 | 0-071-97 | 1 |



DURITE PRODUCTS CAN BE USED ON ELECTRIC VEHICLES (EV)

Durite products are of the highest quality, making them perfect for your Electric Vehicles.



Top picks for EVs

6 FUNCTION REAR COMBINATION LAMPS

COMMERCIAL LED REAR LAMPS



Progressive indicator



Durable lens

LED IP67 12/24V

Stop/tail/progressive direction indicator/fog/reverse/reflex reflector

- Halo design
- Supplied with 300mm flying leads
- Protected to IP67
- L 284 x W 100 x H 37mm
- ECE approved



| DESCRIPTION | RIGHT | LEFT | QTY |
|---------------|----------|----------|-----|
| LED Rear Lamp | 0-071-60 | 0-071-61 | 1 |

UNIVERSAL LED REAR COMBINATION LAMP



Progressive indicator

LED IP67

Stop/tail/progressive direction indicator/reverse/reflex reflector/fog

- 10-30V
- Supplied with 500mm flying leads
- Protected to IP67
- L 284 x W 37 x H 100mm
- E-Marked

| DESCRIPTION | LEFT | QTY |
|----------------|----------|-----|
| Universal Lamp | 0-071-65 | 1 |

LIGHTING REAR COMBINATION LIGHTS 6 FUNCTION REAR COMBINATION LAMPS

UNIVERSAL LED REAR COMBINATION LAMP



Universal

LED IP67 12/24V



Stop/tail/direction indicator/reverse/reflex reflector/fog

- Supplied with 500mm flying leads
- L 350 x W 85 x H 128mm
- Protected to IP67
- CE, ECE approved, E-Marked

| PART NO | DESCRIPTION | QTY |
|----------|--|-----|
| 0-071-10 | Universal LED rear lamp | 1 |
| 0-071-00 | Bulb rear lamp | 1 |
| 0-071-01 | Bulb with connector | 1 |
| 0-071-02 | Bulb with reflex reflector & connector | 1 |

🔧 Lens only for 0-071-10, order 0-071-96 | Lens only for 0-071-00, order 0-071-99
Lens only for 0-071-02, order 0-071-98.

UNIVERSAL COMMERCIAL REAR LAMPS



Universal

LED



Stop/tail/fog/direction indicator/reflex reflector/reverse, pre-wired with or without number plate light (NPL)

- 24V LED
- L 341 x W 61 x H 132mm
- ECE approved

| DESCRIPTION | UNIVERSAL | WITH NPL | QTY |
|-------------|-----------|----------|-----|
| Rear Lamp | 0-085-50 | 0-086-50 | 1 |

COMMERCIAL REAR LAMPS

Stop/tail/direction indicator/fog/reflex reflector/reverse



- Supplied without bulbs
- Replaces Iveco Daily, 6-pin plug
- L 303 x W 85 x H 130mm
- ECE approved

| DESCRIPTION | RIGHT | LEFT | QTY |
|------------------|----------|----------|-----|
| Rear Lamp | 0-077-02 | 0-077-03 | 1 |
| Replacement Lens | 0-077-98 | 0-077-99 | 1 |

LED TRIANGLE TRAILER LIGHTS WITH PROGRESSIVE DIRECTION INDICATOR



Progressive indicator

LED IP65 12/24V



Stop/tail/fog/progressive direction indicator/reflex reflector and number plate light (NPL)

- L 172 x W 40 x H 152mm
- Supplied with 140mm flying leads
- E-Marked
- Protected to IP65

| DESCRIPTION | RIGHT | LEFT | QTY |
|------------------------|----------|----------|-----|
| Triangle Trailer Light | 0-300-60 | 0-300-61 | 1 |



Top picks for EVs

LIGHTING REAR COMBINATION LIGHTS 6/7 FUNCTION REAR COMBINATION LAMPS

5 FUNCTION REAR COMBINATION LAMPS

WIRELESS LED TRAILER LIGHTS WITH MAGNETIC BASE

LED IP65 12V

Stop/tail/direction indicator/reflex reflector and number plate light (NPL)

- Magnetic base
- 20m control distance
- Protected to IP65
- 7.5 hours run time
- L 125 x W 108 x H 55mm
- CE, UKCA, E-Marked ECE approved

Kit includes left light, right light, 12V DC charger, CANbus-resistant 7-Pin socket & USB cable.

| DESCRIPTION | 12V KIT | 24V KIT | QTY |
|-------------|----------|----------|-----|
| Rear lamp | 0-300-40 | 0-300-45 | 1 |

NEW



Magnetic base



Top pick for EVs

LED TRAILER LIGHTS WITH PROGRESSIVE INDICATOR

LED IP65 12/24V

Stop/tail/progressive direction indicator/reflex reflector and number plate light (NPL)

- Supplied with 300mm flying leads
- L 118 x W 46 x H 93mm
- ECE approved, E-Marked
- Protected to IP65

| DESCRIPTION | RIGHT | LEFT | QTY |
|-------------|----------|----------|-----|
| Rear lamp | 0-294-60 | 0-294-61 | 1 |



Progressive indicator

UNIVERSAL LED REAR COMBINATION LAMP

LED IP67 12/24V

Stop/tail/direction indicator/reverse/reflex reflector

- L 220 x W 34.4 x H 100mm
- Protected to IP67
- Supplied with 500mm flying leads
- E-Marked

| PART NO. | DESCRIPTION | QTY |
|----------|----------------|-----|
| 0-071-55 | Universal Lamp | 1 |



Progressive indicator



Universal



Top pick for EVs



12/24V LED REAR COMBINATION LAMP

LED IP67 12/24V

Stop/tail/direction indicator/reverse and reflex reflector functions

- Supplied with 280mm flying leads
- L 296 x W 30 x H 94mm
- ECE approved
- Protected to IP67

| PART NO. | DESCRIPTION | QTY |
|----------|-------------|-----|
| 0-300-20 | Rear lamp | 1 |



LIGHTING REAR COMBINATION LIGHTS 5 FUNCTION REAR COMBINATION LAMPS
LED REAR COMBINATION LAMP

LED **IP66** **12/24V**

Universal
Stop/tail/direction indicator/reflex reflector/number plate light (NPL)

- Protected to IP66
- Supplied with 300mm fly leads
- L 111 x W 101 x H 50mm
- E-Marked

| PART NO. | DESCRIPTION | QTY |
|----------|---------------------|-----|
| 0-294-80 | Universal rear lamp | 1 |

140MM ROUND LED REAR COMBINATION LAMP

LED **IP67/IP69K** **10-30V**

Universal
Stop/tail/direction indicator/fog/reverse

- Protected to IP67/IP69K
- Supplied with 300mm fly leads
- Graphene housing & polycarbonate lens
- 140 x H 84mm
- E-Marked

| PART NO. | DESCRIPTION | QTY |
|----------|---------------------|-----|
| 0-097-55 | Universal rear lamp | 1 |

12/24V LED REAR COMBINATION LAMP

LED **IP67** **10-30V**

Number plate light
Stop/tail/direction indicator/reflex reflector/number plate light (NPL)

- Protected to IP67
- ABS housing and PMMA lens
- L 105 x W 95 x H 38mm
- E-Marked, UKCA

| PART NO. | DESCRIPTION | QTY |
|----------|---------------------|-----|
| 0-295-65 | Universal rear lamp | 1 |

4 FUNCTION REAR COMBINATION LAMPS
12/24V LED REAR COMBINATION LAMP

LED **IP67** **10-30V**

Universal
Rear fog/tail/reverse/reflex reflector

- Protected to IP67
- ABS housing and PMMA lens
- L 105 x W 95 x H 38mm
- E-Marked, UKCA

| PART NO. | DESCRIPTION | QTY |
|----------|---------------------|-----|
| 0-295-66 | Universal rear lamp | 1 |

LIGHTING REAR COMBINATION LIGHTS 4 FUNCTION REAR COMBINATION LAMPS

32" LED REAR COMBINATION LIGHT BAR

LED IP65 12/24V



Stop/tail/direction indicator and reverse

- Protected to IP65
- L 817.4 x W 49.8 x H 30.6mm
- CE, UKCA, E-Marked approved

| PART NO. | DESCRIPTION | QTY |
|----------|----------------------|-----|
| 0-071-30 | Rear combo light bar | 1 |



10-30V UNIVERSAL LED REAR COMBINATION LAMP



Top pick for EVs

LED IP67 10-30V

Stop/tail/direction indicator/reflex reflector

- L 150 x W 80.3 x H 26mm
- Protected to IP67
- E-Marked R10, R140, R150

| PART NO. | DESCRIPTION | QTY |
|----------|-------------|-----|
| 0-300-30 | Rear lamp | 1 |



WATERPROOF 12V COMBINATION REAR LAMPS



Use JCB (0-011-44)

IP67

Stop/tail/direction indicator/reflex reflector

- Supplied with 12V bulbs & waterproof cable gland
- L 200 x W 60 x H 92mm
- Protected to IP67
- ECE approved

| PART NO. | DESCRIPTION | QTY |
|----------|------------------------------|-----|
| 0-295-50 | Rear lamp with JCB connector | 1 |
| 0-295-99 | Replacement Lens | 1 |

12/24V LED REAR COMBINATION LAMP



LED IP67 12/24V

Stop/tail/direction indicator and reflex reflector functions

- L 245 x W 31.5 x H 109mm
- Supplied with 400mm flying leads
- ECE approved
- Protected to IP67

| PART NO. | DESCRIPTION | QTY |
|----------|-------------|-----|
| 0-300-75 | Rear lamp | 1 |

12/24V LED REAR COMBINATION LAMP



LED IP67 12/24V

Stop/tail/direction indicator and reflex reflector functions

- L 157.5 x W 30.9 x H 81.2mm
- Supplied with 400mm flying leads
- ECE approved
- Protected to IP67

| PART NO. | DESCRIPTION | QTY |
|----------|-------------|-----|
| 0-300-10 | Rear lamp | 1 |

LIGHTING REAR COMBINATION LIGHTS 4 FUNCTION REAR COMBINATION LAMPS

IP67 12/24V LED REAR COMBINATION LAMP



LED IP67 12/24V

Stop/tail/direction indicator and reflex indicator functions

- L 195 x W 30 x H 94mm
- Supplied with 280mm flying leads
- ECE approved
- Protected to IP67

| PART NO. | DESCRIPTION | QTY |
|----------|-------------|-----|
| 0-300-25 | Rear lamp | 1 |

12/24V LED REAR COMBINATION LAMPS



LED IP67 12/24V

Stop/tail/direction indicator and reverse functions

- L 200 x W 25 W H 50mm
- Supplied with 800mm flying leads
- ECE approved
- Protected to IP67

| DESCRIPTION | RIGHT | LEFT | QTY |
|-------------|----------|----------|-----|
| Rear Lamp | 0-300-14 | 0-300-15 | 1 |

COMMERCIAL REAR COMBINATION LAMPS



Stop/tail/direction indicator and reflex reflector functions

- L 300 x W 105 x H 128mm
- ECE approved



Daily

Connection for

| DESCRIPTION | LEFT | RIGHT | QTY |
|------------------|----------|----------|-----|
| For Iveco Daily | 0-076-01 | 0-076-00 | 1 |
| Replacement lens | 0-076-99 | 0-076-98 | 1 |

UNIVERSAL LED REAR COMBINATION LAMP



LED 12/24V

Stop/tail/direction indicator/reflex reflector

- L 170 x W 33 x H 92mm
- ECE approved

| PART NO. | DESCRIPTION | QTY |
|----------|-----------------------|-----|
| 0-300-50 | Rear combination lamp | 1 |

UNIVERSAL 12/24V REAR COMBINATION LAMP



Stop/tail/direction indicator/number plate illumination

- Supplied with 12V bulbs
- L 167 x W 50 x H 82.5mm
- ECE approved

| DESCRIPTION | UNIVERSAL | LENS | QTY |
|-------------|-----------|----------|-----|
| Rear Lamp | 0-300-00 | 0-300-97 | 1 |

LIGHTING REAR COMBINATION LIGHTS 3 FUNCTION REAR COMBINATION LAMPS

LOOKING FOR? 5-function in the same size. See page 100.

3 FUNCTION REAR COMBINATION LAMPS

95MM REAR LAMP



LED IP67 12/24V

Stop/tail/direction indicator

- E-Marked, R10 EMC
- Ø 95mm x D 31.8mm
- Protected to IP67
- Supplied with 300mm flying leads

| PART NO. | DESCRIPTION | QTY |
|----------|----------------|-----|
| 0-767-40 | Universal lamp | 1 |

140MM REAR LAMP



LED IP67 12/24V

Stop/tail/direction indicator

- E-Marked, R10 EMC
- Ø 140mm x D 85.8mm
- Protected to IP67
- Supplied with 200mm flying leads

| PART NO. | DESCRIPTION | QTY |
|----------|----------------|-----|
| 0-097-50 | Universal lamp | 1 |

UNIVERSAL LED REAR LAMP



LED IP68 12/24V


Stop/tail/direction indicator

- ECE approved
- Ø 140mm x D 100mm
- 20 LEDs
- Protected to IP68

| PART NO. | DESCRIPTION | QTY |
|----------|----------------|-----|
| 0-097-30 | Universal lamp | 1 |

LOOKING FOR? Matching single function vehicle lights. See page 105.

SLIM 12/24V REAR LAMP



LED IP69K 12/24V

Stop/tail/direction indicator

- 12 x 0.5W LEDs (6 amber, 6 Red)
- Protected to IP69K
- L 130 x W 11 x H 30mm
- E-Marked R10, R148, UKCA, CE

Top pick for EVs

| PART NO. | DESCRIPTION | QTY |
|----------|----------------|-----|
| 0-294-24 | Slim rear lamp | 1 |

LOOKING FOR? Matching single function vehicle lights. See page 104.

12/24V LED REAR LAMP




LED 12/24V

Stop/tail/direction indicator

- ECE and EEC approved
- L 95 x W 32 x H 95mm

| PART NO. | DESCRIPTION | QTY |
|----------|-------------|-----|
| 0-294-75 | Rear Lamp | 1 |

12/24V LED REAR LAMPS



LED IP67 12/24V

Stop/tail/indicators

- Ø 95mm
- Protected to IP67
- Supplied with 500mm flying leads
- Acrylic lens and polycarbonate housing
- ECE approved

| STOP/TAIL INDICATOR | TAIL/FOG/REVERSE | MOUNTING BEZEL | QTY |
|---------------------|------------------|----------------|-----|
| 0-767-60 | 0-767-70 | 0-767-97 | 1 |

SINGLE FUNCTION VEHICLE LIGHTS

INDIVIDUAL VEHICLE LIGHTS

95MM COMMERCIAL LED LAMPS



Stop and Tail



Indicator



Fog



Reversing

LED

IP67

12/24V

- Ø 95mm
- 10-30VDC
- Protected to IP67
- Supplied with 300mm flying lead
- E-Marked

| DESCRIPTION | STOP/TAIL | INDICATOR | REAR FOG | REVERSE | QTY |
|-------------|-----------|-----------|----------|----------|-----|
| 95mm | 0-767-44 | 0-767-41 | 0-767-42 | 0-767-43 | 1 |

LOOKING FOR?
3-function lamps in the same size. See page 103.

140MM COMMERCIAL LED LAMPS



Stop and Tail



Indicator



Fog



Reversing

LED

IP67

12/24V

- Ø 140mm
- 10-30VDC
- Protected to IP67
- Supplied with 200mm flying lead
- E-Marked

| DESCRIPTION | STOP/TAIL | INDICATOR | REAR FOG | REVERSE | QTY |
|-------------|-----------|-----------|----------|----------|-----|
| 140mm | 0-097-54 | 0-097-51 | 0-097-52 | 0-097-53 | 1 |

LOOKING FOR?
5-function lamps in the same size. See page 100.
3-function lamps in the same size. See page 103.

REAR LED TAIL LAMPS



Stop and Tail



Indicator



Fog



Reversing

LED

IP67

12/24V

- 36 LEDs
- E-Marked
- PC Lens and ABS Housing
- L 94 x W 29 x H 94mm

| STOP/TAIL | INDICATOR | REAR FOG | REVERSE | QTY |
|-----------|-----------|----------|----------|-----|
| 0-294-30 | 0-294-31 | 0-294-32 | 0-294-33 | 1 |

LIGHTING SINGLE FUNCTION VEHICLE LIGHTS INDIVIDUAL VEHICLE LIGHTS

SLIM 6 LED REAR LAMPS

LED IP69K 12/24V

- 6 x 0.5W LEDs
- Protected to IP69K
- L 130 x W 11 x H 30mm
- E-Marked R10, R148, UKCA, CE



Stop and Tail



Indicator



Reversing



Top picks for EVs

| DESCRIPTION | STOP/TAIL | INDICATOR | REVERSE | QTY |
|----------------|-----------|-----------|----------|-----|
| Slim rear lamp | 0-294-20 | 0-294-21 | 0-294-23 | 1 |

LOOKING FOR? 3-function lamps in the same size. See page 103.

SLIM 3 LED LAMPS

LED IP68 12/24V

- 3 x 3W LEDs
- Protected to IP67
- L 82 x W 9 x H 30mm
- E-Marked R10, R148 UKCA, CE



Clear lens



Stop and Tail



Indicator



Fog



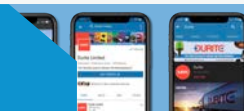
Reversing

| REAR LAMPS | | | | | |
|---------------|-----------|-----------|----------|----------|-----|
| DESCRIPTION | STOP/TAIL | INDICATOR | FOG | REVERSE | QTY |
| Coloured Lens | 0-097-14 | 0-097-11 | 0-097-12 | - | 1 |
| Clear Lens | 0-097-24 | 0-097-21 | 0-097-22 | 0-097-23 | 1 |

| FRONT LAMPS | | |
|-------------|-----------|-----|
| DESCRIPTION | INDICATOR | QTY |
| Clear lens | 0-097-25 | 1 |



WE'RE ON SOCIAL MEDIA
FOLLOW US @DURITELIMITED



MARKER LAMPS

LED MARKER LAMPS

GREAT VALUE 12/24V LED MARKER LAMPS



Top picks for EVs




LED IP67 12/24V

- 2 x SMD LED
- Protected to IP67
- Supplied with 150mm flying leads & ABS bracket
- L 110 x W 8 x H 41mm
- E-Marked, R10 EMC



| DESCRIPTION | AMBER SIDE | RED REAR | WHITE FRONT | QTY |
|--------------------|------------|----------|-------------|-----|
| 12/24V marker lamp | 0-170-90 | 0-170-85 | 0-170-80 | 1 |
| Mounting bracket | | 0-170-98 | | 1 |

12/24V LED MARKER LAMPS



LED 12/24V

- ECE approved
- With leads
- Mounting bracket available
- L 111 x W 22 x H 50mm



| DESCRIPTION | AMBER | RED | WHITE | QTY |
|--------------------|----------|----------|----------|-----|
| Marker Lamp | 0-170-70 | 0-170-65 | 0-170-60 | 1 |
| Horizontal Bracket | | 0-170-99 | | 1 |

12/24V LED HALO RING MARKER LAMPS



LED IP67 12/24V

- 12/24V marker lamp with 2 SMD LEDs, halo rings and reflex reflector
- Protected to IP67
- ECE approved, E-Marked
- L 116 x W 17.8 x H 47mm



| DESCRIPTION | AMBER | RED | WHITE | QTY |
|-------------|----------|----------|----------|-----|
| Marker Lamp | 0-171-80 | 0-171-75 | 0-171-70 | 1 |
| Bracket | | 0-171-98 | | 1 |

MARKER LAMPS WITH ADR APPROVAL



Approved



LED IP68 10-36V

- 12 SMD LEDs
- 450mm flying leads
- E-Marked, ADR approved
- L 126 x W 26 x H 51mm

| DESCRIPTION | AMBER | RED | WHITE | QTY |
|--------------------|----------|----------|----------|-----|
| ADR marker lamp | 0-169-10 | 0-169-05 | 0-169-00 | 1 |
| Underslung bracket | | 0-169-97 | | 1 |
| Flat bracket | | 0-169-96 | | 1 |

ADR approval shows the unit is sealed, intrinsically safe & ideal for vehicles transporting dangerous goods.

12/24V LED MARKER LAMPS



LED IP67 12/24V

- Protected to IP67
- ECE approved
- 'Superseal' plug
- Requires connector 0-011-62
- L 121 x W 17 x H 44mm
- Reflex reflector



| DESCRIPTION | PART NO. | | QTY |
|--------------------------------|---------------------|------------|-----|
| | WITH SUPERSEAL PLUG | WITH LEADS | |
| Amber marker lamp | 0-171-10* | 0-171-60 | 1 |
| Amber side marker with bracket | 0-171-11* | 0-171-61 | 1 |
| Clear front marker | 0-171-00* | 0-171-50 | 1 |
| Red rear marker | 0-171-05* | 0-171-55 | 1 |

*With superseal connector. Requires Connector 0-011-62.

LIGHTING MARKER LAMPS LED MARKER LAMPS

25MM LED MINI AMBER LAMP

LED 12/24V

- Ø 25mm
- 1 x SMD Amber LED
- Polycarbonate
- 200mm flying lead
- E-Marked R91 and R10



| PART NO. | DESCRIPTION | QTY |
|----------|-------------------|-----|
| 0-170-58 | Amber marker lamp | 1 |

12/24V LED MARKER LAMP

LED 12/24V

- ECE approved
- With leads
- L 55 x W 27 x H 35mm



| PART NO. | DESCRIPTION | QTY |
|----------|-------------|-----|
| 0-170-30 | Amber | 1 |

12/24V LED MARKER LAMPS

LED 12/24V

- ECE approved
- With superseal plug
- Requires connector 0-011-62
- L 71 x W 25 x H 42mm



| PART NO. | DESCRIPTION | QTY |
|----------|-------------|-----|
| 0-170-10 | Amber Side | 1 |
| 0-170-05 | Red Rear | 1 |
| 0-170-00 | White Front | 1 |
| 0-170-04 | Green ABS | 1 |

12/24V LED MARKER LAMPS

LED

- L 120 x W 21 x H 63mm
- EEC and ECE approved
- Reflex reflector
- With leads



| DESCRIPTION | AMBER SIDE | RED REAR | WHITE FRONT | QTY |
|-----------------|------------|----------|-------------|-----|
| 12V marker lamp | 0-167-10 | 0-167-05 | 0-167-00 | 1 |
| 24V marker lamp | 0-167-60 | 0-167-55 | | 1 |

24V LED MARKER LAMPS

LED

- EEC and ECE approved
- Reflex reflector
- 'Superseal' plug
- Requires connector 0-011-62
- L 100 x W 21 x H 50mm

| DESCRIPTION | AMBER SIDE | RED REAR | QTY |
|-----------------|------------|----------|-----|
| 24V marker lamp | 0-168-60 | 0-168-55 | 1 |

| DESCRIPTION | HORIZONTAL | VERTICAL | QTY |
|------------------|------------|----------|-----|
| Mounting bracket | 0-169-98 | 0-169-99 | 1 |



LIGHTING MARKER LAMPS

12/24V LED MARKER LAMPS



LED 12/24V

- Reflex reflector
- L 108 x W 33 x H 58mm
- Screw cable connections
- EEC and ECE approved

With screw cable connections.

| DESCRIPTION | AMBER SIDE | RED REAR | WHITE FRONT | QTY |
|------------------|------------|----------|-------------|-----|
| Marker lamp | 0-169-60 | 0-169-55 | 0-169-50 | 1 |
| DESCRIPTION | HORIZONTAL | VERTICAL | QTY | |
| Mounting bracket | 0-169-98 | 0-169-99 | 1 | |

LED 12/24V OUTLINE MARKER LAMPS

12/24V LED MARKER LAMPS



LED 12/24V IP67

- Front, side and rear
- Protected to IP67
- E-Marked ECE R10.05 EMC

- Supplied with 50cm flying leads
- L 175 x H 109.5mm (L/R)
- L 85 x W 36 x H 100mm (Universal)



| DESCRIPTION | LEFT HAND | RIGHT HAND | UNIVERSAL | QTY |
|-------------|-----------|------------|-----------|-----|
| Marker lamp | 0-172-86 | 0-172-85 | 0-172-71 | 1 |

12/24V LED MARKER LAMPS WITH PARKING SENSOR



LED IP68 12/24V

- Front, side and rear clearance markers
- Sensor distance of up to 2m
- Low current draw 0.05A at 12VDC

- PC lens and ABS/rubber housing
- E-Marked
- L 216 x W 37 x H 184mm

| DESCRIPTION | LEFT HAND | RIGHT HAND | QTY |
|-------------|-----------|------------|-----|
| Marker lamp | 0-172-81 | 0-172-80 | 1 |

12/24V ROUND MARKER LAMPS



LED 12/24V IP68

- Protected to IP68
- ECE approved

- Supplied with 50cm flying leads

| DESCRIPTION | LENGTH | RIGHT HAND | LEFT HAND | QTY |
|--------------------|------------------------|------------|-----------|-----|
| Short bent arm | L 146 x W 32 x H 145mm | 0-172-40 | 0-172-41 | 1 |
| Long bent arm | L 172 x W 34 x H 31mm | 0-172-45 | 0-172-46 | 1 |
| Short angled arm | L 109 x W 32 x H 138mm | 0-172-30 | 0-172-31 | 1 |
| Long angled arm | L 168 x W 39 x H 95mm | 0-172-35 | 0-172-36 | 1 |
| Short straight arm | L 90 x W 32 x H 85mm | 0-172-20 | | 1 |
| Long straight arm | L 131 x W 32 x H 85mm | 0-172-25 | | 1 |

NUMBER PLATE LAMPS

12/24V NUMBER PLATE LAMP



LED 12/24V IP67

- Fixing centres 53mm
- Protected to IP67
- ECE approved
- ABS housing. Polycarbonate lens
- L 120 x W 58.5 x H 45mm

| PART NO. | DESCRIPTION | QTY |
|----------|-------------------|-----|
| 0-453-70 | Number plate lamp | 1 |

12/24V NUMBER PLATE LAMP



LED 12/24V

- ECE approved
- Black plastic
- L 93 x W 30 x H 47mm

| PART NO. | DESCRIPTION | QTY |
|----------|-------------------------|-----|
| 0-453-80 | Small number plate lamp | 1 |

PLASTIC NUMBER PLATE LAMP



LED 12/24V IP67

- ECE approved
- Protected to IP67
- Fixing centres 84mm
- Supplied with 500mm flying leads
- L 105 x W 38 x H 48mm

| PART NO. | DESCRIPTION | QTY |
|----------|-------------------|-----|
| 0-453-04 | Number plate lamp | 1 |

BLACK NUMBER PLATE LAMP



LED 12/24V

- 12/24V LED
- Fixing centres 53mm
- ECE and SAE approved
- L 120 x W 42 x H 46mm

| PART NO. | DESCRIPTION | QTY |
|----------|-------------------|-----|
| 0-453-75 | Number plate lamp | 1 |

BLACK NUMBER PLATE LAMPS



- EEC and ECE approved
- Fixing centres 72mm
- L 102 x W 58 x H 45mm
- Supplied without festoon bulb

| PART NO. | DESCRIPTION | QTY |
|----------|--|-----|
| 0-453-51 | Number plate lamp | 1 |
| 0-453-50 | Low profile version. 40mm depth, fixing centres 45mm | 1 |

COMPACT NUMBER PLATE LAMP



- Fixing centres 68mm
- L 45 x W 38 x H 36mm
- Supplied without festoon bulb
- EEC, ECE and SAE approved

| PART NO. | DESCRIPTION | QTY |
|----------|--------------------|-----|
| 0-453-52 | Black plastic lamp | 1 |

NUMBER PLATE LAMPS

- EEC, ECE and SAE approved
- Fixing centres 86mm
- Black plastic, chrome
- L 116 x W 38 x H 51mm
- Supplied with 12V MCC bulbs

| PART NO. | DESCRIPTION | QTY |
|----------|---------------------------------|-----|
| 0-453-01 | Black plastic number plate lamp | 1 |



HEADLAMPS

7" 70W LED HEADLAMP



Super Bright



H4 to H13 adaptor included.

LED R112 R7 4900LM IP67 12/24V

- 70W main beam (4900Lm)
- 55W dipped beam (3850Lm)
- 3W position light
- Protected to IP67
- Black, Aluminium housing & PC lens
- E-Marked R7, R112

| PART NO. | DESCRIPTION | QTY |
|----------|-------------|-----|
| 0-422-55 | 7" Headlamp | 1 |

LED HEAD LAMPS WITH DI & DRL

LED IP68 9-32V



Available for Left Hand Drive (LHD) Vehicles
 0-422-22 - Right side head light
 0-422-23 - Left side head light.

Approved for right hand drive (RHD) vehicles

- High beam 2 x 30W (3500Lm)
- Low beam 1 x 30W (2500Lm)
- Direction Indicator - 12 x 1W
- Daytime Running Lamp - 2 x 5W
- With 6-PIN DT connector
- Aluminium housing with PC lens
- E-Marked R10, R112, R87 & R6

| PART NO. | DESCRIPTION | QTY |
|----------|-----------------------------|-----|
| 0-422-20 | Right side head light (RHD) | 1 |
| 0-422-21 | Left side head light (RHD) | 1 |



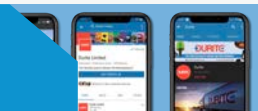
HIGH GRADE STAINLESS STEEL SPOT LIGHT BARS. STYLES TO FIT MOST TYPES OF TRUCKS.

- ✓ Only using high quality components
- ✓ Corrosion, shock & vibration-resistant design
- ✓ Roof, front, side, bumper & rear bars to fit most vehicles
- ✓ Plain or with integrated lights (clear, amber or red)

Contact us for more information.



WE'RE ON SOCIAL MEDIA
 FOLLOW US @DURITELIMITED



REFLECTORS

SELF-ADHESIVE MOULDED REFLEX REFLECTORS


- White plastic base
- ECE and EEC approved
- Self-adhesive
- L 104 x W 51 x D 7mm
- Acrylic lens

| PART NO. | DESCRIPTION | QTY |
|----------|------------------------|-----|
| 0-505-60 | Amber reflex reflector | 10 |
| 0-505-50 | Clear reflex reflector | 10 |
| 0-505-55 | Red reflex reflector | 10 |



SELF-ADHESIVE MOULDED REFLEX REFLECTORS

- Ø 55mm
- ECE approved



| DESCRIPTION | AMBER | RED | WHITE | QTY |
|------------------|----------|----------|----------|-----|
| Reflex reflector | 0-665-80 | 0-665-75 | 0-665-70 | 10 |

TWO-HOLE FIXING REFLECTOR

- Black polypropylene base
- 2-hole fixing
- L 94 x W 44 x H 6mm
- ECE approved



| PART NO. | DESCRIPTION | QTY |
|----------|-----------------|-----|
| 0-507-10 | Amber reflector | 10 |

TWO-HOLE FIXING MOULDED REFLEX REFLECTORS

- Black polypropylene base
- ECE and EEC approved
- 2-hole fixing
- L 102 x W 44 x D 7.5mm
- Acrylic lens

| DESCRIPTION | AMBER | RED | QTY |
|------------------|----------|----------|-----|
| Reflex reflector | 0-505-10 | 0-505-05 | 10 |



TRIANGLE MOULDED RED REFLEX REFLECTOR

- 2-hole fixing
- ECE and EEC approved
- L 138 x W 158 x D 8mm
- Acrylic lens



| PART NO. | DESCRIPTION | QTY |
|----------|--------------------------------------|-----|
| 0-229-00 | Moulded acrylic red reflex reflector | 4 |

SELF-ADHESIVE REFLEX REFLECTOR

- Moulded on back plastic self adhesive base
- Ø 80mm
- ECE approved



| PART NO. | DESCRIPTION | QTY |
|----------|----------------------|-----|
| 0-665-55 | Red reflex reflector | 10 |

BULBS & BULB HOLDERS

12V PROFESSIONAL BULBS - HEADLAMP & AUXILIARY

| BULB | DESCRIPTION | PACK 1 | PACK 10 | LED BULBS - PACKS OF 2 *PACK OF 1 | | | |
|-------|-------------------------------------|----------------------|------------|-------------------------------------|------------|-------------|------------|
| | | | | BLUE | RED | WHITE | YELLOW |
| 207 | 12V 5W BA15S | 7-002-07 | 8-002-07 | L-002-07-B | L-002-07-R | L-002-07-W | L-002-07-Y |
| 209 | 12V 5W BA15D | 7-002-09 | 8-002-09 | - | - | - | - |
| 233 | 12V 4W BA9S | 7-002-33 | 8-002-33 | L-002-33-B | L-002-33-R | L-002-33-W | L-002-33-Y |
| 239 | 12V 5W FESTOON 11 x 38mm | 7-002-39 | 8-002-39 | L-002-39-B | L-002-39-R | L-002-39-W | L-002-39-Y |
| 245 | 12V 10W BA15S | 7-002-45 | 8-002-45 | - | - | - | - |
| 265 | 12V 10W FESTOON 11 x 43mm | 7-002-65 | 8-002-65 | - | - | - | - |
| 269 | 12V 10W FESTOON 11 x 30mm | - | - | L-002-69-B | L-002-69-R | L-002-69-W | - |
| 286 | 12V W2 x 4.6D | 7-002-86 (pack of 5) | | L-002-86-B | L-002-86-R | L-002-86-W | - |
| 286T | 12V B8.5DTACHO | - | - | L-002-86-TB | - | L-002-86-TW | - |
| 288 | 12V 2W BA9S | 7-002-88 | 8-002-88 | - | - | - | - |
| 380 | 12V 21/5W BAY15D | 7-003-80 | 8-003-80 | - | L-003-80-R | L-003-80-W | - |
| 380W | 12V 21/5W W3 x 16Q 20mm CAPLESS | 7-003-80W | 8-003-80W | - | - | L-003-80-WW | - |
| 382 | 12V 21W BA15S | 7-003-82 | 8-003-82 | L-003-82-B | L-003-82-R | L-003-82-W | L-003-82-Y |
| 382W | 12V 21W W3 x 16D 20mm CAPLESS | 7-003-82W | 8-003-82W | - | - | L-003-82-WW | - |
| 382WA | 12V 21W W3 x 16D 20mm CAPLESS Amber | 7-003-82WA | 8-003-82WA | - | - | - | - |
| 433C | 12V 6W BAX9S OSP HALOGEN | 7-004-33C | 8-004-33C | - | - | - | - |
| 433D | 12V 21W BAY9S OSP HALOGEN | 7-004-33D | 8-004-33D | - | - | - | - |
| 434 | 12V 10W G4 CAPSULE HALOGEN | 7-004-34 | 8-004-34 | - | - | - | - |
| 448 | 12V 55W H1 UV | 7-004-48 | 8-004-48 | L-004-48-B* | - | L-004-48-W* | - |
| 453 | 12V 55W H3 UV HALOGEN | 7-004-53 | 8-004-53 | - | - | - | - |
| 472 | 12V 60/55W H4 P43T UV | 7-004-72 | 8-004-72 | L-004-72-B* | - | L-004-72-W* | - |
| 499 | 12V 55W H7 PX26D UV | 7-004-99 | 8-004-99 | - | - | L-004-99-W* | - |
| 501 | 12V 5W W2.1 x 9.5D 10mm | 7-005-01 | 8-005-01 | L-005-01-B | L-005-01-R | L-005-01-W | L-005-01-Y |
| 501A | 12V 5W W2.1 x 9.5D 10mm | 7-005-01A | 8-005-01A | - | - | - | - |
| 504 | 12V 3W W2.1 x 9.5D 10mm | 7-005-04 | 8-005-04 | - | - | - | - |
| 566 | 12V 21/4W BAZ15D | 7-005-66 | 8-005-66 | - | - | L-005-66-W | - |
| 567 | 12V 21/5W BAW15D Red | 7-005-67 | 8-005-67 | - | - | - | - |
| 581 | 12V 21 W BAU15S | 7-005-81 | 8-005-81 | - | - | - | L-005-81-Y |
| 584 | 12V 21W BAW15S Red | 7-005-84 | 8-005-84 | - | - | - | - |
| 896 | 12.8V 37.5W PGJ13 HALOGEN Clear | 7-008-96 | 8-008-96 | - | - | - | - |
| 921B | 12V 16W W2.1 x 9.5D 35mm | 7-009-21B | 8-009-21B | - | - | - | - |
| G41 | 12V G4 SMD LED | - | - | - | - | L-00G-41-W* | - |
| 9005 | 12V 60W HB3 RT/ANG | 7-090-05 | 8-090-05 | - | - | L-090-05-W* | - |
| 9006 | 12V 51W HB4 RT/ANG | 7-090-06 | 8-090-06 | - | - | L-090-06-W* | - |
| H8 | 12V H10 PGJ19 | - | - | - | - | L-00H-08-W* | - |
| H9 | 12V H9 PGJ19 | - | - | - | - | L-00H-09-W* | - |
| H10 | 12V H10 PY20D | - | - | - | - | L-00H-10-W* | - |
| H11 | 12V 55W H11 PGJ19-2 | 7-00H-11 | 8-00H-11 | L-00H-11-B* | - | L-00H-11-W* | - |

LED BULBS ARE NOT ROAD LEGAL

LIGHTING BULBS & BULB HOLDERS BULBS

REQUIRE A BULB DISPENSER RACK?

- ✓ High quality 12V or 24V bulb dispenser
- ✓ Dispenser includes 118 pieces
- ✓ H 320 x W 690 x D 120mm
- ✓ Standalone or wall mounted



7-999-12 | 12V bulb dispenser



7-999-24 | 24V bulb dispenser



Standalone or wall mounted

| BULB | | DESCRIPTION | CANBUS PERFECT BULBS - PACK OF 2 |
|------|---------------------|----------------------|----------------------------------|
| | | | WHITE |
| C233 | 12V BA9S | CANBUS PERFECT 8-LED | L-0C2-33-W |
| C239 | 12V FESTOON 11x38mm | CANBUS PERFECT 3-LED | L-0C2-39-W |
| C433 | 12V BAX9S | CANBUS PERFECT 8-LED | L-0C4-33CW |
| C501 | 12V W2.1 x 9.5D | CANBUS PERFECT 8-LED | L-0C5-01-W |

24V PROFESSIONAL BULBS - HEADLAMP & AUXILIARY

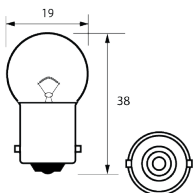
| BULB | DESCRIPTION | PACK 1 | PACK 10 | LED BULBS - PACKS OF 2 | | | |
|------|-----------------------------|----------------------|-----------|------------------------|------------|------------|-------------|
| | | | | BLUE | RED | WHITE | YELLOW |
| 149 | 24V 5W BA15S | 7-001-49 | 8-001-49 | - | L-001-49-R | L-001-49-W | L-001-49-Y |
| 150 | 24V 5W BA15D | 7-001-50 | 8-001-50 | - | - | - | - |
| 241 | 24V 21W BA15S | 7-002-41 | 8-002-41 | - | - | L-002-41-W | L-002-41-Y |
| 242 | 24V 5W FESTOON 11 x 38mm | 7-002-42 | 8-002-42 | L-002-42-B | L-002-42-R | L-002-42-W | - |
| 246 | 24V 10W BA15S | 7-002-46 | 8-002-46 | - | - | L-002-46-W | - |
| 249 | 24V 4W BA9S | 7-002-49 | 8-002-49 | L-002-49-B | - | L-002-49-W | - |
| 274 | 24V 10W FESTOON 11 x 43mm | 7-002-74 | 8-002-74 | - | - | - | - |
| 276 | 24V 15W FESTOON 15 x 43mm | 7-002-76 | 8-002-76 | - | - | - | - |
| 289 | 24V 2W BA9S | 7-002-89 | 8-002-89 | - | - | - | - |
| 334 | 24V 21/5W BAY15D | 7-003-34 | 8-003-34 | - | - | L-003-34-W | L-003-34-Y |
| 345 | 28V 26W BA15S | 7-003-45 | 8-003-45 | - | - | - | - |
| 346 | 24V 21W BA15D | 7-003-46 | 8-003-46 | - | - | - | - |
| 433E | 24V 21W BAY9S OSP HALOGEN | 7-004-33E | 8-004-33E | - | - | - | - |
| 434F | 24V 10W G4 CAPSULE HALOGEN | 7-004-34F | 8-004-34F | - | - | - | - |
| 460 | 24V 70W H3 HALOGEN | 7-004-60 | 8-004-60 | - | - | - | - |
| 466 | 24V 70W H1 HALOGEN | 7-004-66 | 8-004-66 | - | - | - | - |
| 475 | 24V 75/70W H4 P43T HALOGEN | 7-004-75 | 8-004-75 | - | - | - | - |
| 499A | 24V 70W H7 XENON | 7-004-99A | 8-004-99A | - | - | - | - |
| 505 | 24V 3W W2.1 x 9.5D 10mm | 7-005-05 | 8-005-05 | - | - | - | - |
| 507 | 24V 5W W2.1 x 9.5D 10mm | 7-005-07 | 8-005-07 | L-005-07-B | L-005-07-R | L-005-07-W | L-005-07-Y |
| 508 | 24V W2.4 x 4.6D | 7-005-08 (pack of 5) | | - | L-005-08-R | L-005-08-W | - |
| 508T | 24V B8.5DTACHO | - | - | - | - | - | L-005-08-TY |
| 566A | 24V 21/4W BAZ15D | 7-005-66A | 8-005-66A | - | - | - | - |
| 581A | 24V 21W BAU15S Amber | 7-005-81A | 8-005-81A | - | - | - | - |
| 874 | 28V 7W BA15S | 7-008-74 | 8-008-74 | - | - | - | - |
| 875 | 28V 7W BA15D | 7-008-75 | 8-008-75 | - | - | - | - |
| H11A | 24V 70W H11 PGJ19-2 HALOGEN | 7-00H-11A | 8-00H-11A | - | - | - | - |

LED BULBS ARE NOT ROAD LEGAL

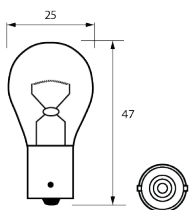
BULBS

LED BULBS ARE NOT ROAD LEGAL

BA15S BULBS

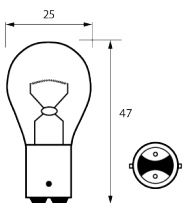


| BULB | TYPE | PACK 1 | PACK 10 | LED | | | |
|------|----------|----------|----------|---------------|--------------|----------------|-----------------|
| | | | | PACK 2 - BLUE | PACK 2 - RED | PACK 2 - WHITE | PACK 2 - YELLOW |
| 207 | 12V, 5W | 7-002-07 | 8-002-07 | L-002-07-B | L-002-07-R | L-002-07-W | L-002-07-Y |
| 245 | 12V, 10W | 7-002-45 | 8-002-45 | - | - | - | - |
| 149 | 24V, 5W | 7-001-49 | 8-001-49 | - | L-001-49-R | L-001-49-W | L-001-49-Y |
| 246 | 24V, 10W | 7-002-46 | 8-002-46 | - | - | L-002-46-W | - |
| 874 | 28V, 7W | 7-008-74 | 8-008-74 | - | - | - | - |

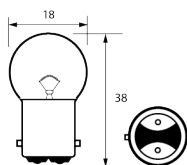


| BULB | TYPE | PACK 1 | PACK 10 | LED | | | |
|------|----------|----------|----------|---------------|--------------|----------------|-----------------|
| | | | | PACK 2 - BLUE | PACK 2 - RED | PACK 2 - WHITE | PACK 2 - YELLOW |
| 382 | 12V, 21W | 7-003-82 | 8-003-82 | L-003-82-B | L-003-82-R | L-003-82-W | L-003-82-Y |
| 241 | 24V, 21W | 7-002-41 | 8-002-41 | - | - | L-002-41-W | L-002-41-Y |
| 345 | 28V, 26W | 7-003-45 | 8-003-45 | - | - | - | - |

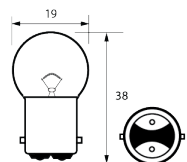
BA15D BULBS



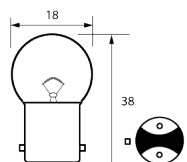
| BULB | TYPE | PACK 1 | PACK 10 |
|------|----------|----------|----------|
| 346 | 24V, 21W | 7-003-46 | 8-003-46 |



| BULB | TYPE | PACK 1 | PACK 10 |
|------|---------|----------|----------|
| 150 | 24V, 5W | 7-001-50 | 8-001-50 |

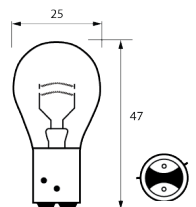


| BULB | TYPE | PACK 1 | PACK 10 |
|------|---------|----------|----------|
| 209 | 12V, 5W | 7-002-09 | 8-002-09 |



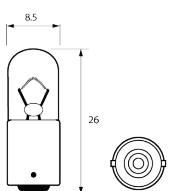
| BULB | TYPE | PACK 1 | PACK 10 |
|------|---------|----------|----------|
| 875 | 28V, 7W | 7-008-75 | 8-008-75 |

BAZ15D BULBS



| BULB | TYPE | PACK 1 | PACK 10 | LED |
|------|------------|-----------|-----------|----------------|
| | | | | PACK 2 - WHITE |
| 566 | 12V, 21/4W | 7-005-66 | 8-005-66 | L-005-66-W |
| 566A | 24V, 21/4W | 7-005-66A | 8-005-66A | - |

BA9S BULBS

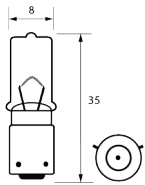


| BULB | TYPE | PACK 1 | PACK 10 | LED | | | |
|------|---------|----------|----------|---------------|--------------|----------------|-----------------|
| | | | | PACK 2 - BLUE | PACK 2 - RED | PACK 2 - WHITE | PACK 2 - YELLOW |
| 233 | 12V, 4W | 7-002-33 | 8-002-33 | L-002-33-B | L-002-33-R | L-002-33-W | L-002-33-Y |
| 288 | 12V, 2W | 7-002-88 | 8-002-88 | - | - | - | - |
| 249 | 24V, 4W | 7-002-49 | 8-002-49 | L-002-49-B | - | L-002-49-W | - |
| 289 | 24V, 2W | 7-002-89 | 8-002-89 | - | - | - | - |

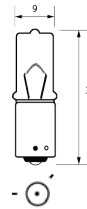
| BULB | LED CANBUS PERFECT - PACK 2 |
|------|-----------------------------|
| 233 | L-0C2-33-W |

LIGHTING BULBS & BULB HOLDERS BULBS

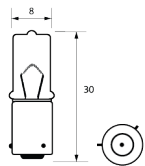
BAX9S & BAY9S OSP BULBS



| BULB | TYPE | PACK 1 | PACK 10 |
|------|----------|-----------|-----------|
| 433D | 12V, 21W | 7-004-33D | 8-004-33D |

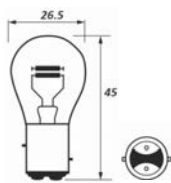


| BULB | TYPE | PACK 1 | PACK 10 |
|------|----------|-----------|-----------|
| 433E | 24V, 21W | 7-004-33E | 8-004-33E |

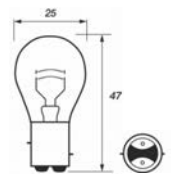


| BULB | TYPE | PACK 1 | PACK 10 | LED CANBUS PERFECT - PACK 2 |
|------|---------|-----------|-----------|-----------------------------|
| 433C | 12V, 6W | 7-004-33C | 8-004-33C | L-0C4-33CW |

BAY15D BULBS

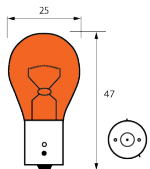


| BULB | TYPE | PACK 1 | PACK 10 | LED | |
|------|------------|----------|----------|----------------|-----------------|
| | | | | PACK 2 - WHITE | PACK 2 - YELLOW |
| 334 | 24V, 21/5W | 7-003-34 | 8-003-34 | L-003-34-W | L-003-34-Y |



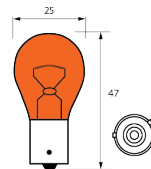
| BULB | TYPE | PACK 1 | PACK 10 | LED | |
|------|------------|----------|----------|--------------|----------------|
| | | | | PACK 2 - RED | PACK 2 - WHITE |
| 380 | 12V, 21/5W | 7-003-80 | 8-003-80 | L-003-80-R | L-003-80-W |

BAU15S AMBER BULBS



• Amber bulb

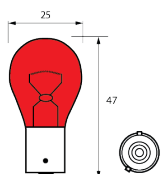
| BULB | TYPE | PACK 1 | PACK 10 |
|------|----------|----------|----------|
| 581 | 12V, 21W | 7-005-81 | 8-005-81 |



| BULB | TYPE | PACK 1 | PACK 10 |
|------|----------|-----------|-----------|
| 581A | 24V, 21W | 7-005-81A | 8-005-81A |

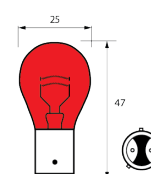
| BULB | LED - YELLOW PACK 2 |
|------|---------------------|
| 581 | L-005-81-Y |

BAW15S RED BULBS



• Red bulb

| BULB | TYPE | PACK 1 | PACK 10 |
|------|----------|----------|----------|
| 584 | 12V, 21W | 7-005-84 | 8-005-84 |



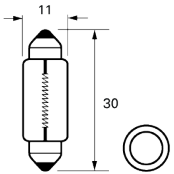
| BULB | TYPE | PACK 1 | PACK 10 |
|------|------------|----------|----------|
| 567 | 12V, 21/5W | 7-005-67 | 8-005-67 |

LIGHTING BULBS & BULB HOLDERS BULBS

BULBS

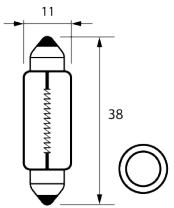
LED BULBS ARE NOT ROAD LEGAL

FESTOON BULBS



• 11 x 30mm

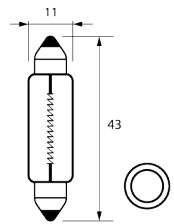
| BULB | TYPE | LED | | |
|------|------|---------------|--------------|----------------|
| | | PACK 2 - BLUE | PACK 2 - RED | PACK 2 - WHITE |
| 269 | 12V | L-002-69-B | L-002-69-R | L-002-69-W |



• 11 x 38mm

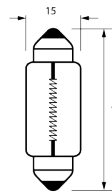
| BULB | TYPE | PACK 1 | PACK 10 | LED | | | |
|------|---------|----------|----------|---------------|--------------|----------------|-----------------|
| | | | | PACK 2 - BLUE | PACK 2 - RED | PACK 2 - WHITE | PACK 2 - YELLOW |
| 239 | 12V, 5W | 7-002-39 | 8-002-39 | L-002-39-B | L-002-39-R | L-002-39-W | L-002-39-Y |
| 242 | 24V, 5W | 7-002-42 | 8-002-42 | L-002-42-B | L-002-42-R | L-002-42-W | - |

| BULB | LED CANBUS PERFECT - PACK 2 |
|------|-----------------------------|
| 239 | L-0C2-39-W |



• 11 x 43mm

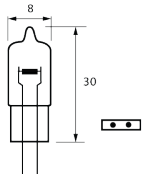
| BULB | TYPE | PACK 1 | PACK 10 |
|------|----------|----------|----------|
| | | | |
| 274 | 24V, 10W | 7-002-74 | 8-002-74 |



• 15 x 43mm

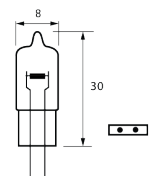
| BULB | DESCRIPTION | PACK 1 | PACK 10 |
|------|-------------|----------|----------|
| 276 | 24V, 15W | 7-002-76 | 8-002-76 |

G4 CAPSULE HALOGEN BULBS



| BULB | TYPE | PACK 1 | PACK 10 |
|------|----------|-----------|-----------|
| | | PART NO. | PART NO. |
| 434 | 12V, 10W | 7-004-34 | 8-004-34 |
| 434F | 24V, 10W | 7-004-34F | 8-004-34F |

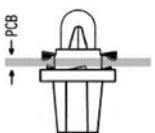
G4 SMD LED BULBS



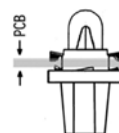
| BULB | TYPE | LED |
|------|------|----------------|
| | | PACK 1 - WHITE |
| G41 | 12V | L-00G-41-W |

B8.5D TACHO BULBS

• Plastic PCB mounting



| BULB | TYPE | LED | |
|------|-----------|---------------|----------------|
| | | PACK 2 - BLUE | PACK 2 - WHITE |
| 286T | 12V, 1.2W | L-002-86-TB | L-002-86-TW |

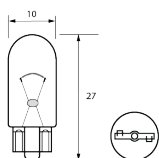


| BULB | TYPE | LED |
|------|-----------|-----------------|
| | | PACK 2 - YELLOW |
| 508T | 24V, 1.2W | L-005-08-TY |

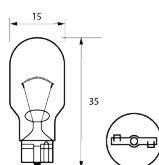
LIGHTING BULBS & BULB HOLDERS BULBS

W2.1 X 9.5D BULBS

• 10mm



| BULB | TYPE | PACK 1 | PACK 10 | LED | | | |
|------|----------------|-----------|-----------|---------------|--------------|----------------|-----------------|
| | | | | PACK 2 - BLUE | PACK 2 - RED | PACK 2 - WHITE | PACK 2 - YELLOW |
| 501 | 12V, 5W | 7-005-01 | 8-005-01 | L-005-01-B | L-005-01-R | L-005-01-W | L-005-01-Y |
| 501A | 12V, 5W, Amber | 7-005-01A | 8-005-01A | - | - | - | - |
| 504 | 12V, 3W | 7-005-04 | 8-005-04 | - | - | - | - |
| 505 | 24V, 3W | 7-005-05 | 8-005-05 | - | - | - | - |
| 507 | 24V, 5W | 7-005-07 | 8-005-07 | L-005-07-B | L-005-07-R | L-005-07-W | L-005-07-Y |



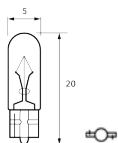
• 35mm

| BULB | TYPE | PACK 1 | PACK 10 |
|------|----------|-----------|-----------|
| 921B | 12V, 16W | 7-009-21B | 8-009-21B |

| BULB | LED CANBUS PERFECT - PACK 2 |
|------|-----------------------------|
| 501 | L-0C5-01-W |

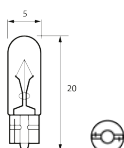
W2 X 4.6D MINI CAPLESS

• Suitable for modular switches on pages 128



| BULB | TYPE | PACK 5 | LED | | |
|------|-----------|----------|---------------|--------------|----------------|
| | | | PACK 2 - BLUE | PACK 2 - RED | PACK 2 - WHITE |
| 286 | 12V, 1.2W | 7-002-86 | L-002-86-B | L-002-86-R | L-002-86-W |

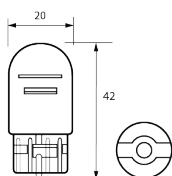
• Suitable for modular switches on pages 128



| BULB | TYPE | PACK 5 | LED | |
|------|-----------|----------|--------------|----------------|
| | | | PACK 2 - RED | PACK 2 - WHITE |
| 508 | 24V, 1.2W | 7-005-08 | L-005-08-R | L-005-08-W |

W3 X 16Q MINI CAPLESS

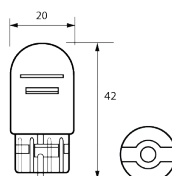
• 20mm



| BULB | TYPE | PACK 1 | PACK 10 | LED |
|------|------------|-----------|-----------|----------------|
| | | | | PACK 2 - WHITE |
| 380W | 12V, 21/5W | 7-003-80W | 8-003-80W | L-003-80-WW |

W3 X 16D MINI CAPLESS

• 20mm



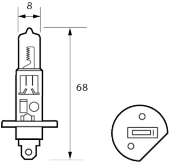
| BULB | TYPE | PACK 1 | PACK 10 | LED |
|-------|-----------------|------------|------------|----------------|
| | | | | PACK 2 - WHITE |
| 382W | 12V, 21W, Clear | 7-003-82W | 8-003-82W | L-003-82-WW |
| 382WA | 12V, 21W, Amber | 7-003-82WA | 8-003-82WA | - |

LIGHTING BULBS & BULB HOLDERS BULBS

BULBS

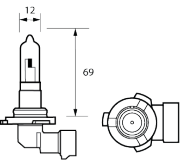
LED BULBS ARE NOT ROAD LEGAL

H1 BULBS



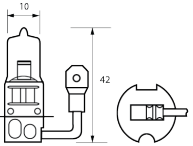
| BULB | TYPE | PACK 1 | PACK 10 | LED | |
|------|----------|----------|----------|---------------|----------------|
| | | | | PACK 1 - BLUE | PACK 1 - WHITE |
| 448 | 12V, 55W | 7-004-48 | 8-004-48 | L-004-48-B | L-004-48-W |
| 466 | 24V, 70W | 7-004-66 | 8-004-66 | - | - |

HB3 RT/ANG BULBS



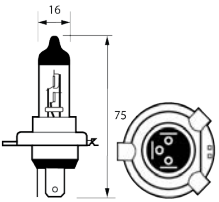
| BULB | TYPE | PACK 1 | PACK 10 | LED |
|------|----------|----------|----------|----------------|
| | | | | PACK 1 - WHITE |
| 9005 | 12V, 60W | 7-090-05 | 8-090-05 | L-090-05-W |

H3 HALOGEN BULBS



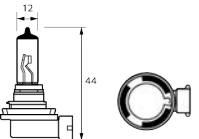
| BULB | TYPE | PACK 1 | PACK 10 |
|------|---------------------|----------|----------|
| 453 | 12V, 55W UV Halogen | 7-004-53 | 8-004-53 |
| 460 | 24V, 70W Halogen | 7-004-60 | 8-004-60 |

H4 P43T BULBS



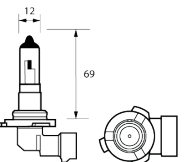
| BULB | TYPE | PACK 1 | PACK 10 | LED | |
|------|----------------|----------|----------|---------------|----------------|
| | | | | PACK 1 - BLUE | PACK 1 - WHITE |
| 472 | 12V, 60/55W UV | 7-004-72 | 8-004-72 | L-004-72-B | L-004-72-W |
| 475 | 24V, 75/70W | 7-004-75 | 8-004-75 | - | - |

H11 PGJ19-2 BULBS



| BULB | TYPE | PACK 1 | PACK 10 | LED | |
|------|----------|-----------|-----------|---------------|----------------|
| | | | | PACK 1 - BLUE | PACK 1 - WHITE |
| H11 | 12V, 55W | 7-00H-11 | 8-00H-11 | L-00H-11-B | L-00H-11-W |
| H11A | 24V, 70W | 7-00H-11A | 8-00H-11A | - | - |

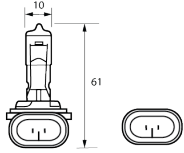
HB4 RT/ANG BULBS



| BULB | TYPE | PACK 1 | PACK 10 | LED |
|------|----------|----------|----------|----------------|
| | | | | PACK 1 - WHITE |
| 9006 | 12V, 51W | 7-090-06 | 8-090-06 | L-090-06-W |

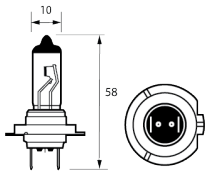
LIGHTING BULBS & BULB HOLDERS BULBS

PGJ13 HALOGEN CLEAR BULBS



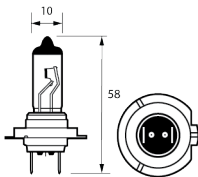
| BULB | TYPE | PACK 1 | PACK 10 |
|------|------------|----------|----------|
| 896 | 12V, 37.5W | 7-008-96 | 8-008-96 |

H7 PX26D UV BULBS



| BULB | TYPE | XENON | | LED |
|------|----------|----------|----------|----------------|
| | | PACK 1 | PACK 10 | PACK 1 - WHITE |
| 499 | 12V, 55W | 7-004-99 | 8-004-99 | L-004-99-W |

H7 XENON



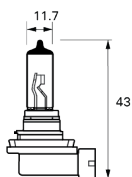
| BULB | TYPE | PACK 1 | PACK 10 |
|------|----------|-----------|-----------|
| 499A | 24V, 70W | 7-004-99A | 8-004-99A |

H10 PY20D LED BULB



| BULB | TYPE | LED |
|------|------|----------------|
| | | PACK 1 - WHITE |
| H10 | 12V | L-00H-10-W |

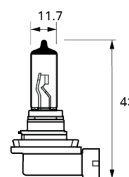
H9 PGJ19-5 LED BULB



| BULB | TYPE | LED |
|------|------|----------------|
| | | PACK 1 - WHITE |
| H9 | 12V | L-00H-09-W |



H8 PGJ-19-1 LED BULB



| BULB | TYPE | LED |
|------|------|----------------|
| | | PACK 1 - WHITE |
| H8 | 12V | L-00H-08-W |



LIGHTING BULBS & BULB HOLDERS BULB HOLDERS

BULB HOLDERS

T10 WEDGE SINGLE BULB HOLDER



- Twist fit
- Plastic with 100mm lead

| PART NO. | DESCRIPTION | QTY |
|----------|-----------------------|-----|
| 0-705-11 | T10 wedge bulb holder | 1 |

T10 WEDGE SINGLE BULB HOLDER



- 100mm lead
- Push fit 12.5mm hole

| PART NO. | DESCRIPTION | QTY |
|----------|-----------------------|-----|
| 0-705-12 | T10 wedge bulb holder | 1 |

BA9S BULB HOLDER



- Metal
- 130mm flying lead

| PART NO. | DESCRIPTION | QTY |
|----------|------------------|-----|
| 0-705-01 | BA9s bulb holder | 1 |

BA15S BULB HOLDER



- Metal
- 130mm flying lead

| PART NO. | DESCRIPTION | QTY |
|----------|-------------------|-----|
| 0-705-02 | BA15s bulb holder | 1 |

BAY15D BULB HOLDER



- Metal
- 130mm flying leads

| PART NO. | DESCRIPTION | QTY |
|----------|--------------------|-----|
| 0-705-03 | BAY15d bulb holder | 1 |

SBC BATTEN LAMP HOLDER



- 3-hole fixing
- Spring loaded contacts

| PART NO. | DESCRIPTION | QTY |
|----------|------------------------|-----|
| 0-705-00 | SBC batten lamp holder | 1 |

H1 BULB HOLDER

- Ceramic
- 100mm lead



| PART NO. | DESCRIPTION | QTY |
|----------|----------------|-----|
| 0-705-21 | H1 bulb holder | 1 |

H4 BULB HOLDER

- Ceramic
- 100mm leads



| PART NO. | DESCRIPTION | QTY |
|----------|----------------|-----|
| 0-705-22 | H4 bulb holder | 1 |

H4 BULB HOLDERS

- Plastic
- Complete with terminals



| PART NO. | DESCRIPTION | QTY |
|----------|----------------|-----|
| 0-539-51 | H4 bulb holder | 5 |
| 5-539-51 | Single unit | 1 |

H7 BULB HOLDER

- Ceramic
- 100mm leads



| PART NO. | DESCRIPTION | QTY |
|----------|----------------|-----|
| 0-705-23 | H7 bulb holder | 1 |

H8 BULB HOLDER

- Ceramic
- 100mm leads



| PART NO. | DESCRIPTION | QTY |
|----------|----------------|-----|
| 0-705-24 | H8 bulb holder | 1 |

H10 AND HB3 BULB HOLDER

- Ceramic
- 100mm leads



| PART NO. | DESCRIPTION | QTY |
|----------|----------------------|-----|
| 0-705-25 | H10/ HB3 bulb holder | 1 |

HB4 BULB HOLDER


- Ceramic
- 100mm leads

| PART NO. | DESCRIPTION | QTY |
|----------|-----------------|-----|
| 0-705-26 | HB4 bulb holder | 1 |



03

SWITCHES & INDICATORS



**EXTENSIVE RANGE
COVERING OVER
90% OF VEHICLE
APPLICATIONS.**

| | |
|---------------------------------------|------------|
| BATTERY ISOLATORS | 122 |
| IGNITION SWITCHES | 126 |
| DASHBOARD SWITCHES | 128 |
| TOGGLE SWITCHES | 132 |
| ROTARY SWITCHES | 137 |
| PUSH BUTTON SWITCHES | 138 |
| PUSH/PULL SWITCHES | 139 |
| DOOR & FOOT SWITCHES | 140 |
| PUSH BUTTON CONTROLS | 141 |

EXTERNAL SWITCHES

BATTERY ISOLATORS

SINGLE POLE

250A REMOVABLE HANDLE



- Rated 250A at 24V and 2150A for 5 seconds
- M10 Terminals
- Requires 24mm hole
- Splash proof to IP54

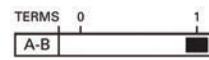


| PART NO. | DESCRIPTION | QTY |
|----------|------------------|-----|
| 0-605-52 | Battery isolator | 1 |

250A FIXED HANDLE



- Fixed handle
- Rated 250A at 24V and 2500A for 5 seconds
- M10 studs and requires 30.5mm hole
- Replaces Ford / Iveco 482229



| PART NO. | DESCRIPTION | QTY |
|----------|------------------|-----|
| 0-605-60 | Battery isolator | 1 |

400A REMOVABLE KEY



- Removable key with lockout, splash proof cover, IP65
- Rated 400A at 24V and 4000A for 5 seconds
- M10 studs and requires 24mm hole
- 8mm lock hole



| PART NO. | DESCRIPTION | QTY |
|----------|------------------|-----|
| 0-605-53 | Battery isolator | 1 |

250A FIXED 'T' KEY



- Rated 250A at 24V and 2150A for 5 seconds
- M10 terminals
- Requires 30.5mm hole
- Waterproof to IP67




| PART NO. | DESCRIPTION | QTY |
|----------|------------------|-----|
| 0-605-62 | Battery isolator | 1 |

150A BATTERY SWITCH WITH REMOVABLE KEY



- Single throw on/off isolator with removable handle
- 24VDC max
- 150A continuous
- 1000A max for 5 seconds
- M10 terminals
- Protected to IP65



| PART NO. | DESCRIPTION | QTY |
|----------|------------------|-----|
| 0-605-05 | Battery isolator | 1 |
| 0-605-96 | Replacement key | 1 |

100A REMOVABLE KEY



- Battery isolator with removable key in the 'On' or 'Off' positions.
- Rated 100A at 24V, 500A for 5 seconds
 - M10 studs and 22.5mm hole
 - Supplied with 2 keys



| PART NO. | DESCRIPTION | QTY |
|----------|------------------|-----|
| 0-605-20 | Battery isolator | 1 |
| 0-605-19 | Blank/uncut key | 1 |

100A REMOVABLE KEY



- Rated 100A at 24V and 500A for 5 seconds
- M8 studs and requires 24mm hole
- Splash proof cover



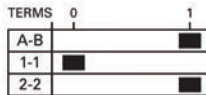
| PART NO. | DESCRIPTION | QTY |
|----------|------------------|-----|
| 0-605-00 | Battery isolator | 1 |
| 0-605-99 | Replacement key | 1 |

SWITCHES & INDICATORS EXTERNAL SWITCHES BATTERY ISOLATORS

100A REMOVABLE KEY

Battery isolator with removable key and splash proof cover.

- With independent ignition switching and controlled earth leakage through a resistor to avoid damage through load dumping
- Rated 100A at 24V and 500A for 5 seconds
- M10 studs




| PART NO. | DESCRIPTION | QTY |
|----------|------------------|-----|
| 0-605-90 | Battery isolator | 1 |

| PART NO. | DESCRIPTION | QTY |
|----------|-----------------|-----|
| 0-605-98 | Replacement key | 1 |

75A REMOVABLE KEY

Battery isolator with removable key in the 'Off' position.

- Rated 75A at 24V, 200A for 5 seconds
- M10 studs and requires 22.5mm hole
- Supplied with 2 keys



| PART NO. | DESCRIPTION | QTY |
|----------|------------------|-----|
| 0-605-21 | Battery isolator | 1 |
| 0-605-19 | Blank/uncut key | 1 |

100A KNOB


- Rated 100A at 24V and 500A for 5 seconds
- M10 studs and requires 19.5mm hole
- Replaces SSB106



| PART NO. | DESCRIPTION | QTY |
|----------|------------------|-----|
| 0-605-01 | Battery isolator | 1 |

100A KNOB

- Rated 100A at 24V and 500A for 5 seconds
- M10 studs, requires 19.5mm hole and two 4mm fixing holes
- Replaces SSB103




| PART NO. | DESCRIPTION | QTY |
|----------|------------------|-----|
| 0-605-02 | Battery isolator | 1 |

DOUBLE POLE

250A REMOVABLE KEY

Battery isolator, double pole with removable key and splash proof cover.

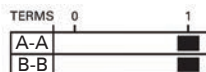
- Rated 250A at 24V and 2500A for 5 seconds
- Connects or disconnects both poles simultaneously
- Requires 24mm hole, M10 studs
- Housing protected to IP66



| PART NO. | DESCRIPTION | QTY |
|----------|------------------|-----|
| 0-605-51 | Battery isolator | 1 |
| 0-605-55 | Replacement key | 1 |

125A FIXED HANDLE

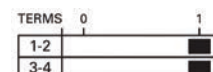
- Double pole battery isolator with fixed handle.
- Rated at 125A continuous 500A for 15 seconds
 - 3/8" - 24 studs and requires 18.6mm hole



| PART NO. | DESCRIPTION | QTY |
|----------|------------------|-----|
| 0-605-22 | Battery isolator | 1 |

500A BATTERY DISCONNECT SWITCH

- Double pole battery disconnect switch with fixed lockable handle.
- Rated at 500A continuous 2250A for 30 seconds
 - IP69K (front) and IP67 (rear)
 - Studs M12 x 25mm and requires 80mm hole



| PART NO. | DESCRIPTION | QTY |
|----------|------------------|-----|
| 0-605-80 | Battery isolator | 1 |

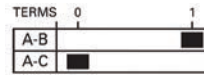
CHANGE-OVER

250A FIXED HANDLE



Battery change-over switch with fixed handle.

- 2 position on/on for switching from one battery to another
- Rated 250A at 24V and 2500A for 5 seconds
- Studs M10 x 2, M12 x 1 and requires 26.5mm hole



| PART NO. | DESCRIPTION | QTY |
|----------|--------------|-----|
| 0-605-70 | Fixed handle | 1 |

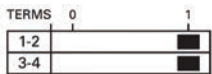
MARINE

250A FIXED HANDLE



Marine double pole battery isolator with fixed handle.

- Rated 250A at 24V and 2500A for 5 seconds
- Connects or disconnects both poles simultaneously
- M10 studs



| PART NO. | DESCRIPTION | QTY |
|----------|--------------|-----|
| 0-605-26 | Fixed handle | 1 |

300A REMOVABLE KNOB



Marine battery isolator with removable control knob (off position).

- Rated at 300A continuous (1hr) at 48VDC and 1000A for 5 seconds
- M10 studs
- L 69 x W 77 x H 69mm
- CE approved



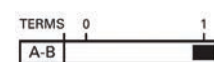
| PART NO. | DESCRIPTION | QTY |
|----------|------------------|-----|
| 0-605-11 | Removable knob | 1 |
| 0-605-94 | Replacement knob | 1 |

550A FIXED KNOB



Marine battery isolator with fixed control knob with padlock hole.

- Rated at 550A continuous (1hr) and 2500A for 5 seconds, max 48VDC
- M12 studs
- L 102 x W 90 x H 102mm
- CE approved



| PART NO. | DESCRIPTION | QTY |
|----------|-------------|-----|
| 0-605-12 | Fixed knob | 1 |

75A REMOVABLE KEY



Marine battery isolator with removable key and splash proof cover.

- Rated 75A at 24V, 200A for 5 seconds
- M10 studs and requires 22.5mm hole



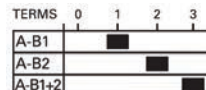
| PART NO. | DESCRIPTION | QTY |
|----------|------------------|-----|
| 0-605-13 | Battery isolator | 1 |
| 0-605-97 | Replacement key | 1 |

310A KNOB



Marine battery isolator and change over switch with solid copper contacts.

- Rated 310A continuous and 500A for 5 seconds, max 36VDC
- Selects between batteries one, two, both or off
- M10 studs
- L 160 x W 72 x H 160mm



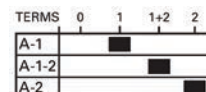
| PART NO. | DESCRIPTION | QTY |
|----------|-------------|-----|
| 0-605-10 | Knob | 1 |

300A REMOVABLE KNOB



Marine battery isolator with removable control knob (in 1 or 2 position).

- Rated at 300A continuous (1hr) at 48VDC and 1000A for 5 seconds
- Selects between batteries one, two, both or off
- M10 studs
- L 69 x W 77 x H 69mm
- CE approved



| PART NO. | DESCRIPTION | QTY |
|----------|----------------|-----|
| 0-605-09 | Removable knob | 1 |

SWITCHES & INDICATORS EXTERNAL SWITCHES BATTERY ISOLATORS

EMERGENCY ISOLATORS

150A, 48V

Emergency push button battery isolator.

- Turn button 45° to switch on, push to disconnect
- Rated 150A at 48V and 500A for 10 seconds
- M8 studs and requires 41mm hole
- Protected to IP66

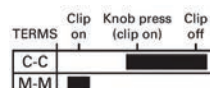


| PART NO. | DESCRIPTION | QTY |
|----------|-------------|-----|
| 0-605-40 | 150A | 1 |

15A, 12V

Marine emergency cut-off switch with lanyard, cut-out can also be operated with lanyard clip in place by pressing knob, suitable for coil or magneto ignition.


- 6.3mm blade terminals
- 16mm panel hole
- Rated at 15A at 12V



| PART NO. | DESCRIPTION | QTY |
|----------|-------------|-----|
| 0-605-41 | 15A | 1 |

REMOTE BATTERY SWITCHES

300A, 12V




Battery isolator, 12V, single pole electrically remotely switched.

- Bosch 'U' type fixing bracket
- Rated at 300A continuous, 600A for 20 seconds and 2400A for 1 seconds
- M10 and M5 studs

| PART NO. | DESCRIPTION | QTY |
|----------|-------------|-----|
| 0-605-33 | 300A | 1 |

300A, 24V




Battery isolator, 24V, single pole, with auxiliary circuit electrically remotely switched.

- Side mount bracket
- Rated at 300A continuous, 600A for 20 seconds and 2400A for 1 seconds
- M10 and M4 studs

| PART NO. | DESCRIPTION | QTY |
|----------|-------------|-----|
| 0-605-63 | 300A | 1 |

250A, ISOLATED RETURN



Battery isolator, double pole, electrically remotely switched.

- Isolated return
- Rated 250A at 24V and 2500A for 5 seconds
- Terminal sizes M10 and M5
- Protected to IP65
- CE approved
- Resists pressure water jets

| PART NO. | DESCRIPTION | QTY |
|----------|-------------|-----|
| 0-605-44 | 24V | 1 |

AIR SWITCHES

72.5 PSI

- 72.5psi / 5.0bar
- M12 x 1.5
- Replaces Wabco 441 014 015 0



| PART NO. | DESCRIPTION | QTY |
|----------|-------------|-----|
| 0-577-20 | 72.5 PSI | 1 |

2.2 PSI

- 2.2psi / 0.15bar
- M12 x 1.5
- Rated 5A at 24V
- Replaces Wabco 441 014 019 0

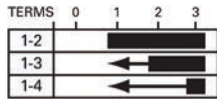


| PART NO. | DESCRIPTION | QTY |
|----------|-------------|-----|
| 0-579-60 | 2.2 PSI | 1 |

IGNITION SWITCHES

METAL IGNITION SWITCHES

OFF/IGNITION/PRE-HEAT/HEAT START

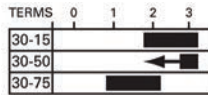


4 position switch, off/ignition/pre-heat/heat start.

- Ø 16mm panel hole
- Supplied with two keys
- Replaces Lucas 34228, 35670

| PART NO. | DESCRIPTION | QTY |
|----------|-------------------|-----|
| 0-351-06 | 4 position switch | 1 |
| 0-351-10 | Replacement key | 1 |

OFF/ACCESSORY/IGNITION/START

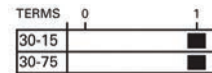


4 position switch, off/accessory/ignition/start.

- Ø 22mm panel hole
- Supplied with two universal keys

| PART NO. | DESCRIPTION | QTY |
|----------|-----------------------------|-----|
| 0-351-05 | 4 position switch | 1 |
| 0-351-09 | Spare universal key | 1 |
| 0-351-90 | Splash-proof key slot cover | 1 |

OFF/ON

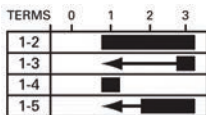


2 position switch, off/on.

- Ø 22mm panel hole
- Supplied with two universal keys

| PART NO. | DESCRIPTION | QTY |
|----------|-----------------------------|-----|
| 0-351-01 | 2 position switch | 1 |
| 0-351-09 | Spare universal key | 1 |
| 0-351-90 | Splash-proof key slot cover | 1 |

OFF/IGNITION/PRE-HEAT/HEAT START

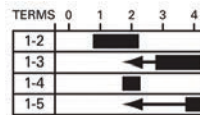


4 position switch, off/ignition/pre-heat/heat start.

- Ø 16mm panel hole
- Supplied with two keys
- Replaces Lucas 35327

| PART NO. | DESCRIPTION | QTY |
|----------|-------------------|-----|
| 0-351-04 | 4 position switch | 1 |
| 0-351-10 | Replacement key | 1 |

OFF/ACCESSORY/IGNITION/PRE-HEAT/HEAT START

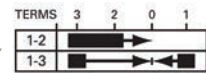


5 position switch, off/accessory/ignition/pre-heat/heat start.

- Ø 19mm panel hole
- Supplied with two keys
- Replaces Lucas 36614

| PART NO. | DESCRIPTION | QTY |
|----------|-------------------|-----|
| 0-351-08 | 5 position switch | 1 |
| 0-351-10 | Replacement key | 1 |

START/OFF/PRE-HEAT/HEAT START



4 position switch, start/off/pre-heat/heat start.

- Ø 16mm panel hole
- Supplied with two keys
- Replaces Lucas 35630

| PART NO. | DESCRIPTION | QTY |
|----------|-------------------|-----|
| 0-351-07 | 4 position switch | 1 |
| 0-351-10 | Replacement key | 1 |

PLASTIC IGNITION SWITCHES

ACCESSORY/OFF/ACCESSORY AND IGNITION/ PRE-HEAT/START

| TERMS | P | 0 | 1 | 2 | 3 |
|---------|---|---|---|---|---|
| 30-58 | ■ | | | ■ | |
| 30-1554 | | | ■ | ■ | ■ |
| 30-19 | | ← | ← | ← | ← |
| 30-17 | | ← | ← | ← | ← |
| 30-50a | | ← | ← | ← | ← |

5 position switch, accessory/off/accessory and ignition/pre-heat/start.

- Ø 26mm panel hole
- Protected to DIN400050, IP64
- Supplied with two shrouded keys
- 100 key type

| PART NO. | DESCRIPTION | QTY |
|----------|---|-----|
| 0-351-55 | 5 position switch | 1 |
| 0-351-11 | Spare blank/uncut key | 1 |
| 0-351-56 | Switch as above but with single common 14607 keys | 1 |
| 0-351-59 | Spare 14607 key | 1 |



ACCESSORY/OFF/ACCESSORY AND IGNITION/ START

| TERMS | P | 0 | 1 | 2 |
|---------|---|---|---|---|
| 30-58 | ■ | | | ■ |
| 30-1554 | | | ■ | ■ |
| 30-50a | | ← | ← | ← |

4 position switch, accessory/off/accessory and ignition/start.

- Ø 26mm panel hole
- Protected to DIN40050 IP64
- Supplied with two shrouded keys
- 100 key type

| PART NO. | DESCRIPTION | QTY |
|----------|-----------------------|-----|
| 0-351-51 | 4 position switch | 1 |
| 0-351-11 | Spare blank/uncut key | 1 |



OFF/IGNITION/PRE-HEAT/START

| TERMS | 0 | 1 | 2 | 3 |
|----------|---|---|---|---|
| 30-15/54 | | | ■ | ■ |
| 30-19 | | ← | ← | ← |
| 30-17 | | ← | ← | ← |
| 30-50a | | ← | ← | ← |

4 position switch off/ignition/pre-heat/start.

- Ø 26mm panel hole
- Supplied with two keys (No.14603)

| PART NO. | DESCRIPTION | QTY |
|----------|-------------------|-----|
| 0-351-20 | 4 position switch | 1 |
| 0-351-29 | Spare 14603 key | 1 |



PARK/OFF/IGNITION/START

| TERMS | P | 0 | 1 | 2 |
|--------|---|---|---|---|
| 30-P | ■ | | | |
| 30-15 | | | ■ | ■ |
| 30-15a | | | ■ | ■ |
| 30-50 | | ← | ← | ← |

4 position switch, park/off/ignition/start.

- Ø 19mm panel hole
- Supplied with two keys
- 200 key types

| PART NO. | DESCRIPTION | QTY |
|----------|-----------------------|-----|
| 0-351-03 | 4 position switch | 1 |
| 0-351-14 | Spare blank/uncut key | 1 |



DASHBOARD SWITCHES

ROCKER SWITCHES & WARNING LIGHTS

LED MODULAR ROCKER SWITCHES



LED Rocker switches offering a range of functions. The complete product can be accommodated in an industry standard panel cut out or gang mounted on a choice of frames.

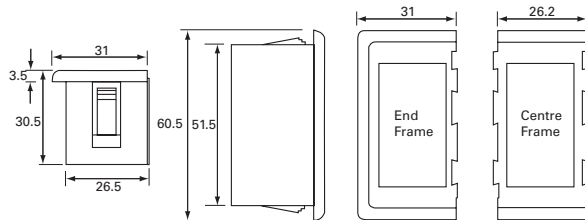


Top pick for EVs

- 1 or 2 LED illuminations
- 12/24V
- Protected to IP66 (front)
- Choice of lens legends and colours
- 20A at 12VDC and 10A at 24VDC

STEP1 | SELECT YOUR PANEL

- 1 SWITCH ONLY - no ganging frame needed, go to step 2
- 2+ SWITCHES - build your panel using our ganging frames



| DESCRIPTION | PART NO. |
|--|----------|
| GANG MOUNTING FRAMES | |
| End Frame | 0-798-10 |
| Middle Frame | 0-798-11 |
| Blank Plate | 0-798-98 |
| TERMINAL CONNECTOR BLOCK (optional) | |
| Connector block | 0-798-99 |
| TOOLS | |
| Rocker switch removal tool | 0-798-95 |

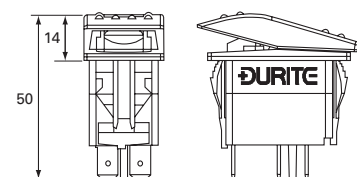
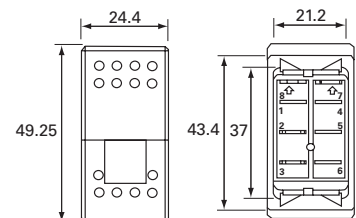
Panel cut-out for single switch:
W 21.2 x H 37.5mm.

Panel cut-out for 2 end frames:
W 53 x H 51.5mm, add W 26.2mm for each centre frame.

STEP2 | SELECT YOUR BODY

FUNCTIONS / ILLUMINATION

| FUNCTION | SINGLE POLE | DOUBLE POLE | 1 ILLUMINATION | 2 ILLUMINATIONS | PART NO. |
|-------------------------------|-------------|-------------|----------------|-----------------|----------|
| 2-POSITION SWITCH | | | | | |
| Off/On | x | | x | | 0-780-51 |
| | | x | x | | 0-780-61 |
| Off/Momentary On | x | | x | | 0-781-51 |
| | | x | x | | 0-781-61 |
| Change-Over | x | | | x | 0-782-52 |
| | | x | | x | 0-782-62 |
| 3-POSITION SWITCH | | | | | |
| On/Off/On | x | | | x | 0-784-52 |
| | | x | | x | 0-784-62 |
| On/Off/Momentary On | x | | | x | 0-785-52 |
| | | x | | x | 0-785-62 |
| Momentary On/Off/Momentary On | x | | | x | 0-786-52 |
| | | x | | x | 0-786-62 |
| On/On/On | | x | x | | 0-789-62 |



SWITCHES & INDICATORS DASHBOARD SWITCHES ROCKER SWITCHES & WARNING LIGHTS

STEP3 | SELECT YOUR ROCKER

ONE OR TWO LENSES

| DESCRIPTION | PART NO. |
|-----------------|----------|
| One lens rocker | 0-795-XX |
| Two-lens rocker | 0-796-XX |



✂ XX - Select a lens colour (blank) or white lens with logo and add extension to part number.

✂ One lens rocker. ✂ Two-lens rocker.

LENS COLOUR

| | | |
|--|-------|----------|
| | amber | 0-79X-90 |
| | red | 0-79X-95 |

| | | |
|--|-------|----------|
| | blue | 0-79X-92 |
| | white | 0-79X-97 |

| | | |
|--|-------|----------|
| | green | 0-79X-94 |
|--|-------|----------|

✂ These are blank lenses.

WHITE LENS WITH LOGO

✂ The legends are printed on the white lenses, these can be printed on other coloured lenses to order subject to minimum quantity.

| | | |
|--|-----------------------|----------|
| | windscreen wiper | 0-79X-01 |
| | windscreen washer | 0-79X-02 |
| | rear screen wiper | 0-79X-03 |
| | headlamp wiper/washer | 0-79X-04 |
| | headlamp washer | 0-79X-05 |
| | side lights | 0-79X-06 |
| | front fog lamps | 0-79X-08 |
| | rear fog lamps | 0-79X-09 |
| | front/rear work lamps | 0-79X-10 |
| | front work lamp | 0-79X-11 |
| | rear work lamp | 0-79X-12 |
| | 5th wheel work lamp | 0-79X-13 |
| | lights | 0-79X-14 |
| | interior lamps | 0-79X-15 |

| | | |
|--|-----------------------|----------|
| | hazard beacon | 0-79X-18 |
| | diesel pre-heat | 0-79X-20 |
| | fan | 0-79X-21 |
| | air conditioning | 0-79X-22 |
| | heated seat | 0-79X-23 |
| | windscreen demist | 0-79X-24 |
| | rear window demist | 0-79X-25 |
| | wing mirror demist | 0-79X-26 |
| | horn | 0-79X-34 |
| | down | 0-79X-37 |
| | up | 0-79X-38 |
| | up down | 0-79X-39 |
| | fuel tank change over | 0-79X-41 |
| | fuel tank two | 0-79X-43 |


| | | |
|--|--------------------------|----------|
| | winch | 0-79X-47 |
| | slow | 0-79X-48 |
| | fast | 0-79X-49 |
| | left | 0-79X-50 |
| | right | 0-79X-51 |
| | on/one | 0-79X-52 |
| | rear window wiper/washer | 0-79X-53 |
| | rear window washer | 0-79X-54 |
| | lock | 0-79X-55 |
| | unlock | 0-79X-56 |
| | window lift | 0-79X-44 |
| | power | 0-79X-45 |
| | instrument lamps | 0-79X-16 |
| | reading lamp | 0-79X-17 |

EXAMPLE

If you want to order a two-lens rocker with horn logo, you will need to order
 - a body 2-position, On/Off single pole switch 0-780-51 (STEP2) and
 - a two-lens rocker 0-796-xx with a white lens with horn logo 0-79x-34, so 0-796-34 (STEP3)

OTHER ROCKER SWITCHES

POPULAR ON/OFF




On/off, single pole switch, plastic rocker.

- 12/24V LED indicator
- 4.8mm blade terminals
- Snap fits into Ø 20mm panel hole
- 10A at 12VDC rating

| PART NO. | DESCRIPTION | QTY |
|----------|-----------------|-----|
| 0-531-01 | Non-illuminated | 1 |
| 0-531-02 | Blue LED | 1 |
| 0-531-04 | Green LED | 1 |
| 0-531-05 | Red LED | 1 |
| 0-531-10 | Amber LED | 1 |
| 3-531-05 | Red LED | 100 |

ON/OFF SWITCH WITH LOGO




Amber, on/off single pole switch, plastic rocker.

- 12/24V LED indicator
- 4.8mm blade terminals
- Snap fits into 20mm Ø panel hole
- 10A at 12V DC rating

| DESCRIPTION | PACK 1 | PACK 50 |
|------------------|----------|----------|
| | PART NO. | PART NO. |
| Beacon symbol | 0-531-18 | 4-531-18 |
| Work lamp symbol | 0-531-11 | 4-531-11 |
| 5th wheel symbol | 0-531-13 | 4-531-13 |

WITH OR WITHOUT COVER




12V, On/off, single pole switch, plastic rocker and 4.8mm blade terminals.

- Snap fits into rectangular panel hole 19.5 x 13mm
- 10A at 12VDC rating

| PART NO. | DESCRIPTION | QTY |
|----------|-------------------------|-----|
| 0-530-01 | Without cover | 1 |
| 0-530-51 | With flexible PVC cover | 1 |

ILLUMINATED RED OR AMBER

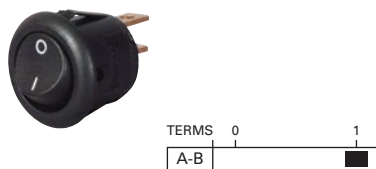


On/off single pole illuminated round rocker switch.

- 4.8mm blade terminals
- Snap fits into Ø 20mm panel hole
- 20A at 12V rating

| PART NO. | DESCRIPTION | QTY |
|----------|---------------|-----|
| 0-531-25 | Red LED 12V | 1 |
| 0-531-30 | Amber LED 12V | 1 |

MINI ON/OFF




On/off, single pole switch, miniature plastic rocker and 4.8mm blade terminals.

- Snap fits into Ø 15mm panel hole
- 6A at 12VDC rating

| PART NO. | DESCRIPTION | QTY |
|----------|-------------|-----|
| 0-531-00 | Mini on/off | 1 |

ON/ON CHANGE-OVER



12/24V Change-over or on/off, single pole switch and plastic rocker.

- 4.8mm blade terminals
- 10A at 12V DC rating

| PART NO. | DESCRIPTION | QTY |
|----------|-------------------|-----|
| 0-530-02 | On/on change over | 1 |



SWITCHES & INDICATORS DASHBOARD SWITCHES ROCKER SWITCHES & WARNING LIGHTS

WARNING LIGHTS

12V MINI CLASSIC

Warning light with 12V 2W BA7s bulb.

- Ø 13mm panel hole and 6.3mm blade terminals
- Re-lamped from rear of panel



| LENS | PACK 1 | PACK 100 |
|-------|----------|----------|
| | PART NO. | PART NO. |
| Blue | 0-609-02 | 3-609-02 |
| Green | 0-609-04 | 3-609-04 |
| Red | 0-609-05 | 3-609-05 |
| Amber | 0-609-10 | 3-609-10 |

12/24V MICRO LED

Warning light, 12/24V LED, for push fit into 8.2mm panel hole.

- Supplied with 300mm leads
- Warning - observe polarity, red +ve, black -ve



| LENS | 12V | 24V | QTY |
|----------------|----------|----------|-----|
| Green | 0-607-04 | 0-607-24 | 1 |
| Red | 0-607-05 | 0-607-25 | 1 |
| Amber | 0-607-10 | 0-607-30 | 1 |
| Red - Flashing | 0-607-55 | 0-607-75 | 1 |

LED WARNING



Warning light, 12/24V LED indicator.

- 4.8mm blade terminals
- Snap fits into Ø 20mm panel hole

| LENS | PART NO. | QTY |
|-------|----------|-----|
| Blue | 0-607-32 | 1 |
| Green | 0-607-34 | 1 |
| Red | 0-607-35 | 1 |
| Amber | 0-607-40 | 1 |

BULB WARNING



Warning light, supplied without 9mm BA9s bulb.

- 17mm panel hole and 6.3mm terminals
- Re-lamped from front of panel
- 2W bulb max

| LENS | PART NO. | QTY |
|-------|----------|-----|
| Blue | 0-609-62 | 1 |
| Green | 0-609-64 | 1 |
| Red | 0-609-65 | 1 |
| Amber | 0-609-70 | 1 |

WITH SYMBOLS

Warning light, supplied without 9mm BA9s bulb.




- 17mm panel hole and 6.3mm terminals
- Re-lamped from front of panel
- 2W bulb max

| LENS | PART NO. | SYMBOLS | QTY |
|-------|----------|---------|-----|
| Red | 0-609-51 | | 1 |
| Red | 0-609-53 | | 1 |
| Red | 4-609-54 | | 1 |
| Red | 0-609-56 | | 1 |
| Green | 0-609-57 | | 1 |
| Amber | 0-609-59 | | 1 |



WE'RE ON SOCIAL MEDIA FOLLOW US @DURITELIMITED




TOGGLE SWITCHES

2 POSITIONS

SINGLE POLE, PLAIN ON/OFF

METAL TOGGLE

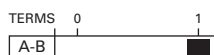


On/off, single pole switch, with nickel plated brass lever.

- 6.3mm blade terminals
- 13mm panel hole
- 10A at 28VDC rating

| PART NO. | DESCRIPTION | QTY |
|----------|-------------|-----|
| 0-603-00 | 10A | 1 |

METAL, WITH RUBBER SEAL



On/off, single pole switch, with rubber sealing gaiter over nickel plated brass lever.

- 6.3mm terminals
- 13mm panel hole
- 10A at 28VDC rating

| PART NO. | DESCRIPTION | QTY |
|----------|-------------|-----|
| 0-603-50 | 10A | 1 |

PLASTIC PADDLE



On/off, single pole switch, with plastic paddle style lever.

- 6.3mm blade terminals
- 14.5mm panel hole
- 5A at 12VDC rating
- Replaces SPB200

| PART NO. | DESCRIPTION | QTY |
|----------|-------------|-----|
| 0-364-11 | 5A | 1 |

PVC SHROUDED PLASTIC TOGGLE

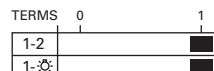


On/off, single pole switch, with PVC shroud over nylon toggle lever.

- 6.3mm blade terminals
- 13mm panel hole
- 10A at 12VDC rating

| PART NO. | DESCRIPTION | QTY |
|----------|-------------|-----|
| 0-364-50 | 10A | 1 |

ILLUMINATED WITH 12/24V LED




On/off, single pole switch, nickel plated round metal lever with 12/24V LED indicator.

- 6.3mm blade terminals
- 13mm panel hole
- 10A at 28VDC rating

| PART NO. | DESCRIPTION | QTY |
|----------|-------------|-----|
| 0-603-02 | Blue LED | 1 |
| 0-603-04 | Green LED | 1 |
| 0-603-05 | Red LED | 1 |
| 0-603-10 | Amber LED | 1 |

PLASTIC PADDLE STYLE



On/off, single pole switch, with plastic paddle style lever.

- 6.3mm blade terminals
- 13mm panel hole
- 10A at 12VDC rating

| PART NO. | DESCRIPTION | QTY |
|----------|-------------|-----|
| 0-603-01 | 10A | 1 |

PLASTIC TOGGLE STYLE



On/off, single pole switch, with plastic toggle style lever.

- 6.3mm blade terminals
- 13mm panel hole
- 10A at 12VDC rating



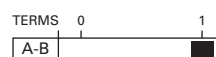
| PART NO. | DESCRIPTION | QTY |
|----------|-------------|-----|
| 0-364-00 | 10A | 1 |

PLASTIC FLAT LEVER



On/off, single pole switch, with plastic flat lever style.

- 6.3mm blade terminals
- 13mm panel hole
- 10A at 12VDC rating

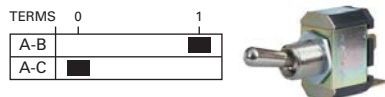


| PART NO. | DESCRIPTION | QTY |
|----------|-------------|-----|
| 0-364-01 | 10A | 1 |

SWITCHES & INDICATORS DASHBOARD SWITCHES TOGGLE SWITCHES

SINGLE POLE, OTHERS

METAL CHANGE-OVER OR ON/OFF

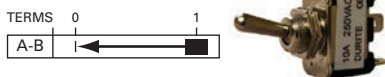


Change-over or on/off, two position, single pole switch.

- Nickel plated brass lever
- 6.3mm blade terminals
- 13mm panel hole
- 10A at 28VDC rating

| PART NO. | DESCRIPTION | QTY |
|----------|-------------|-----|
| 0-658-01 | 10A | 1 |

MOMENTARY ON

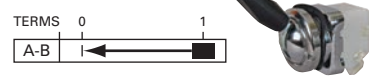


Momentary on, single pole switch, with nickel plated brass lever and 6.3mm blade terminals.

- 13mm panel hole
- 10A at 28VDC rating

| PART NO. | DESCRIPTION | QTY |
|----------|-------------|-----|
| 0-687-01 | 10A | 1 |

MOMENTARY ON

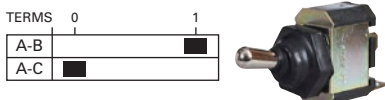


Momentary on, single pole switch, with plastic paddle style lever.

- 6.3mm blade terminals
- 14.5mm panel hole
- 5A at 12VDC rating
- Replaces SPB204

| PART NO. | DESCRIPTION | QTY |
|----------|-------------|-----|
| 0-687-11 | 5A | 1 |

CHANGE-OVER OR ON/OFF

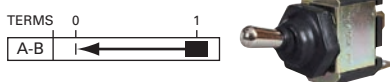


Change-over or on/off, two position, single pole switch.

- Rubber sealing gaiter over nickel plated brass lever
- 6.3mm blade terminals
- 13mm panel hole
- 10A at 28VDC rating

| PART NO. | DESCRIPTION | QTY |
|----------|-------------|-----|
| 0-658-51 | 10A | 1 |

METAL, MOMENTARY ON

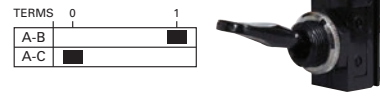


Momentary on, single pole switch, with rubber sealing gaiter over nickel plated brass lever.

- 6.3mm blade terminals
- 13mm panel hole
- 10A at 28VDC rating

| PART NO. | DESCRIPTION | QTY |
|----------|-------------|-----|
| 0-687-50 | 10A | 1 |

CHANGE-OVER OR ON/OFF

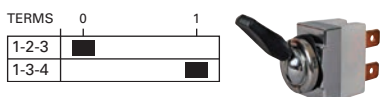


Change-over or on/off, two position, single pole switch.

- Nylon paddle style lever
- 6.3mm blade terminals
- 13mm panel hole
- 10A at 12VDC rating

| PART NO. | DESCRIPTION | QTY |
|----------|-------------|-----|
| 0-658-00 | 10A | 1 |

ON/ON OR CHANGE-OVER

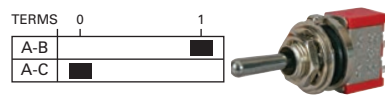


On/on or change-over, single pole switch, with plastic paddle style lever.

- 6.3mm blade terminals
- 14.5mm panel hole
- 18A at 12VDC rating
- Replaces 34889

| PART NO. | DESCRIPTION | QTY |
|----------|-------------|-----|
| 0-658-11 | 18A | 1 |

CHANGE-OVER OR ON/OFF

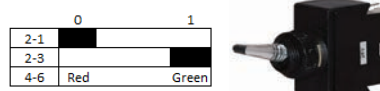


Change-over or on/off, two position, single pole miniature lever switch.

- Chrome plated brass lever and solder lug terminals
- 6.5mm panel hole
- 5A at 28VDC rating
- Protected to IP67

| PART NO. | DESCRIPTION | QTY |
|----------|-------------|-----|
| 0-603-60 | 5A | 1 |

ILLUMINATED CHANGE-OVER OR ON/OFF



Illuminated change-over or on/off switch.

- LED changes from red to green
- Single pole single throw
- 6.3mm terminals
- Ø 11mm panel hole
- 30A at 12V rating

| PART NO. | DESCRIPTION | QTY |
|----------|-------------|-----|
| 0-658-03 | 12V | 1 |

DOUBLE POLE

HEAVY-DUTY, BRASS LEVER




On/off, double pole heavy-duty switch, with nickel plated brass lever and screw.

- 6.3mm blade terminals
- 13mm panel hole
- 20A at 12VDC rating

| TERMS | 0 | 1 |
|-------|---|---|
| A-B | | ■ |
| C-D | | ■ |

| PART NO. | DESCRIPTION | QTY |
|----------|-------------|-----|
| 0-495-00 | 20A | 1 |

CHANGE-OVER OR ON/OFF



Change-over or on/off, two position, double pole switch.

- Nickel plated brass lever
- 6.3mm blade terminals
- 13mm panel hole
- 10A at 28VDC rating

| TERMS | 0 | 1 |
|-------|---|---|
| A-B | | ■ |
| A-C | ■ | |
| D-E | | ■ |
| D-F | ■ | |

| PART NO. | DESCRIPTION | QTY |
|----------|-------------|-----|
| 0-658-02 | 10A | 1 |

THREE POSITIONS SINGLE POLE

MOMENTARY CHANGE-OVER OR MOMENTARY ON/OFF/MOMENTARY ON

| TERMS | 1 | 0 | 2 |
|-------|---|---|---|
| A-B | ■ | → | |
| A-C | | ← | ■ |



Momentary on/off/momentary on or momentary change-over, single pole switch biased off.

- Nickel plated brass lever
- 6.3mm blade terminals
- 13mm panel hole
- 10A at 28VDC rating

| PART NO. | DESCRIPTION | QTY |
|----------|-------------|-----|
| 0-496-00 | 10A | 1 |

CHANGE-OVER OR ON/OFF/ON



| TERMS | 1 | 0 | 2 |
|-------|---|---|---|
| A-B | | | ■ |
| A-C | ■ | | |

Change-over or on/off/on, three position, single pole switch.

- Nickel plated brass lever
- 6.3mm blade terminals
- 13mm panel hole
- 10A at 28VDC rating

| PART NO. | DESCRIPTION | QTY |
|----------|-------------|-----|
| 0-349-01 | 10A | 1 |

MOMENTARY CHANGE-OVER OR MOMENTARY ON/OFF/MOMENTARY ON

| TERMS | 1 | 0 | 2 |
|-------|---|---|---|
| A-B | ■ | → | |
| A-C | | ← | ■ |



Momentary change-over or momentary on/off/momentary on, single pole switch, with rubber sealing gaiter over nickel plated brass lever.

- 6.3mm terminals
- 13mm panel hole
- 10A at 28VDC rating

| PART NO. | DESCRIPTION | QTY |
|----------|-------------|-----|
| 0-496-50 | 10A | 1 |

CHANGE-OVER OR ON/OFF/ON



Change-over or on/off/on, three position, single pole switch.

- Rubber sealing gaiter over nickel plated brass lever
- 6.3mm blade terminals
- 13mm panel hole
- 10A at 28VDC rating

| TERMS | 1 | 0 | 2 |
|-------|---|---|---|
| A-B | | | ■ |
| A-C | ■ | | |

| PART NO. | DESCRIPTION | QTY |
|----------|-------------|-----|
| 0-349-40 | 10A | 1 |

OFF/A/A+B



Off/A/A+B, three position side and head lamp single pole switch.

- Nickel plated brass lever
- 6.3mm blade terminals
- 13mm panel hole
- 10A at 28VDC rating

| TERMS | 0 | 1 | 2 |
|-------|---|---|---|
| A-B | | ■ | ■ |
| A-C | | ■ | ■ |

| PART NO. | DESCRIPTION | QTY |
|----------|-------------|-----|
| 0-645-00 | 10A | 1 |

SWITCHES & INDICATORS DASHBOARD SWITCHES TOGGLE SWITCHES

STEERING COLUMN INDICATOR

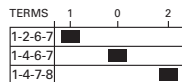


Steering column indicator switch or on/off/on, three position single pole switch.

- For mounting on Ø 35-40mm column
- Stalk length 121mm
- Rated 6A at 12VDC and 3A at 24VDC

| PART NO. | DESCRIPTION | QTY |
|----------|-------------|-----|
| 0-612-00 | 6A | 1 |

ON/ON/ON



On/on/on, single pole switch, with plastic paddle style lever.

- 6.3mm blade terminals
- 14.5mm panel hole
- 10A at 12VDC rating
- Replaces 35927 and 31788

| PART NO. | DESCRIPTION | QTY |
|----------|-------------|-----|
| 0-645-11 | 10A | 1 |

ON/OFF/MOMENTARY ON OR MOMENTARY CHANGE-OVER



On/off/momentary on or momentary change-over, single pole switch biased off.

- Nickel plated brass lever
- 6.3mm blade terminals
- 13mm panel hole
- 10A at 28VDC rating

| PART NO. | DESCRIPTION | QTY |
|----------|-------------|-----|
| 0-496-01 | 10A | 1 |

ON/OFF/MOMENTARY ON



On/off/momentary on, single pole switch, with rubber sealing gaiter over nickel plated brass lever.

- 6.3mm blade terminals
- 13mm panel hole
- 10A at 28VDC rating

| PART NO. | DESCRIPTION | QTY |
|----------|-------------|-----|
| 0-496-40 | 10A | 1 |

ON/OFF/ON OR CHANGE-OVER




On/off/on or change-over, single pole switch, with plastic paddle style lever.

- 6.3mm blade terminals
- 14.5mm panel hole
- 10A at 12VDC rating
- Replaces 31743

| PART NO. | DESCRIPTION | QTY |
|----------|-------------|-----|
| 0-349-11 | 10A | 1 |

CHANGE-OVER OR ON/OFF/ON




Change-over or on/off/on, three position, single pole switch centred off.

- Nylon paddle style lever
- 6.3mm blade terminals
- 13mm panel hole
- 10A at 12VDC rating

| PART NO. | DESCRIPTION | QTY |
|----------|-------------|-----|
| 0-349-00 | 10A | 1 |

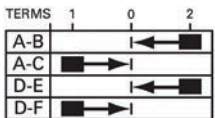
DOUBLE POLE

MOMENTARY ON/OFF/MOMENTARY ON OR MOMENTARY CHANGE-OVER



Momentary on/off/momentary on or momentary change-over, double pole switch.

- Nickel plated brass lever
- 6.3mm blade terminals
- 13mm panel hole
- 10A at 28VDC rating



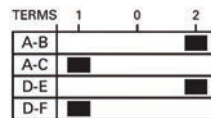
| PART NO. | DESCRIPTION | QTY |
|----------|-------------|-----|
| 0-496-02 | 10A | 1 |

METAL CHANGE-OVER OR ON/OFF/ON



Change-over or on/off/on, three position, double pole switch.

- Nickel plated brass lever
- 6.3mm blade terminals
- 13mm panel hole
- 10A at 28VDC rating



| PART NO. | DESCRIPTION | QTY |
|----------|-------------|-----|
| 0-349-02 | 10A | 1 |

ACCESSORIES

RUBBER SEALING GAITER



Rubber sealing gaiter for standard 12.5mm shafted toggle switches.

| PART NO. | DESCRIPTION | QTY |
|----------|-----------------------|-----|
| 0-603-99 | Rubber sealing gaiter | 10 |

TOGGLE SWITCH SAFETY GUARD



- Moulded red plastic
- Spring loaded
- Prohibits accidental switch activation
- Fits most 13mm toggle switches

| PART NO. | DESCRIPTION | QTY |
|----------|--------------|-----|
| 0-603-03 | Safety guard | 1 |

FACIA PLATE FOR METAL TOGGLE SWITCHES



- 13mm bodies
- "Off" is the up position

| PART NO. | DESCRIPTION | QTY |
|----------|-------------|-----|
| 0-603-06 | Facia plate | 10 |



Covering over 90% vehicle applications, Durite offers an extensive range of Switches & Indicators, including custom design switches and made-to-order switch panels. Durite carries stock of all fast-moving "everyday use" switches.

ROTARY SWITCHES

OFF/SIDE/HEAD

| | | | |
|-------|---------------|---|---|
| TERMS | 0 | 1 | 2 |
| +1 | | █ | █ |
| +2 | | █ | █ |
| +3 | | █ | █ |
| +4 | | █ | █ |
| | NO CONNECTION | | |



Off/side/head, three position rotary switch.

- Splash proof to DIN40 050, IP53
- Ø 12mm panel hole
- 29A at 12VDC rating

| PART NO. | DESCRIPTION | QTY |
|----------|-------------|-----|
| 0-656-04 | 29A | 1 |

MOMENTARY ON/OFF/ MOMENTARY ON

| | | | |
|-------|---|---|---|
| TERMS | 1 | 0 | 2 |
| A-B | █ | █ | █ |
| A-C | █ | █ | █ |



Momentary change-over or momentary on/off/momentary on, rotary switch.

- Splash proof to DIN40, 050 IP53
- Ø 12mm panel hole
- 15A at 12VDC rating

| PART NO | DESCRIPTION | QTY |
|----------|-------------|-----|
| 0-656-05 | 15A | 1 |

OFF/ON/ON

| | | | |
|-------|---|---|---|
| TERMS | 0 | 1 | 2 |
| A-B | | █ | █ |
| A-C | | █ | █ |



Off/on/on, three position rotary switch.

- Splash proof to DIN40 050, IP53
- Ø 12mm panel hole
- 15A at 12VDC rating

| PART NO. | DESCRIPTION | QTY |
|----------|-------------|-----|
| 0-656-03 | 15A | 1 |

SPLASH PROOF ON/OFF

| | | |
|-------|---|---|
| TERMS | 0 | 1 |
| A-B | | █ |



On/off, rotary switch.

- Splash proof to DIN40 050, IP53
- Ø 12mm panel hole
- 15A at 12VDC rating

| PART NO. | DESCRIPTION | QTY |
|----------|-------------|-----|
| 0-656-02 | 15A | 1 |

ON/OFF WITH 3 LENSES



| | | |
|-------|---|---|
| TERMS | 0 | 1 |
| A-B | | █ |
| E&F | | █ |



On/off, rotary switch.

- Splash proof to DIN40 050, IP53
- Illumination for 12V only
- Supplied with a choice of red, amber and green lens
- Ø 12mm panel hole
- 15A at 12VDC rating

| PART NO. | DESCRIPTION | QTY |
|----------|-------------|-----|
| 0-656-00 | 15A | 1 |

OFF/SIDE/DIP/MAIN HEADLAMP

| | | | | |
|----------|---|---|---|--------|
| TERMS | 0 | 1 | 2 | 3 Push |
| 30-57/58 | | █ | █ | █ |
| 30-56b | | █ | █ | █ |
| 30-56a | | █ | █ | █ |
| 30-49 | | █ | █ | █ |



Off/side/dip/main headlamp rotary switch, with horn push.

- 6.3mm blade terminals
- 14mm panel hole
- 20/4A at 12VDC rating
- 5/2A at 24VDC rating

| PART NO. | DESCRIPTION | QTY |
|----------|-------------|-----|
| 0-645-70 | 12/24V | 1 |

WIPER SWITCH

| | | | |
|-------|---|---|---|
| TERMS | 0 | 1 | 2 |
| B-P | | █ | █ |
| B-L | | █ | █ |
| B-H | | █ | █ |



Wiper switch on/on/on, for 2 speed and self-park wipers.

- 6.3mm blade terminals
- Ø 11mm panel hole
- 10A at 12VDC rating

| PART NO. | DESCRIPTION | QTY |
|----------|-------------|-----|
| 0-646-50 | 10A | 1 |

INDICATOR SWITCH

| | | | |
|--------|---|---|---|
| TERMS | 1 | 0 | 2 |
| 30-56a | █ | █ | █ |
| 30-57 | █ | █ | █ |



Indicator switch or on/off/on, three position rotary switch.

- Plastic lever and screw terminals
- 27mm panel hole.
- 6A at 12VDC rating

| PART NO. | DESCRIPTION | QTY |
|----------|---|-----|
| 0-483-00 | Indicator switch | 1 |
| 0-484-00 | Indicator switch with illuminated green plastic lever | 1 |

LIGHT SWITCH

| | | | | |
|--------|---|---|---|---|
| TERMS | 0 | 1 | 2 | 3 |
| 30-58 | | █ | █ | █ |
| 30-56b | | █ | █ | █ |
| 30-56a | | █ | █ | █ |
| 30-57 | | █ | █ | █ |



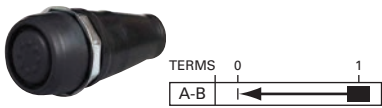
Light switch (off/side/dip/beam) or off/on/on/on, four position rotary switch.

- Plastic lever and screw terminals
- 27mm panel hole
- 11A at 12VDC rating

| PART NO. | DESCRIPTION | QTY |
|----------|-------------|-----|
| 0-645-60 | 11A | 1 |

PUSH BUTTON SWITCHES

RUBBER SEAL

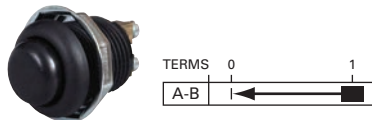


Push button, single pole switch, push to momentarily make.

- Rubber sealing gaiter and boot
- Screw terminals
- 22mm panel hole
- 12.5A at 12VDC rating

| PART NO. | DESCRIPTION | QTY |
|----------|-------------|-----|
| 0-485-50 | 12.5A | 1 |

PUSH BUTTON




Push button single pole switch, push to momentarily make.

- Screw terminals
- 22mm panel hole up to 8mm deep
- 12.5A at 12VDC rating

| PART NO. | DESCRIPTION | QTY |
|----------|-------------|-----|
| 0-485-00 | 12.5A | 1 |

PUSH BUTTON LUCAR TERMINALS

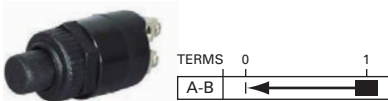


Push button single pole switch, push to momentarily make.

- 6.3 Lucar terminals
- 20mm panel hole
- 10A at 12VDC rating

| PART NO. | DESCRIPTION | QTY |
|----------|-------------|-----|
| 0-485-01 | 10A | 1 |

PLASTIC PUSH BUTTON

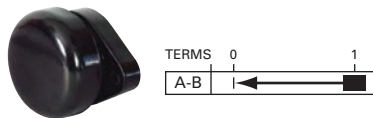


Push button single pole switch, push to momentarily make.

- Screw terminals
- 14mm panel hole
- 10A at 12VDC rating

| PART NO. | DESCRIPTION | QTY |
|----------|-------------|-----|
| 0-485-02 | 10A | 1 |

PUSH BUTTON HORN SWITCH

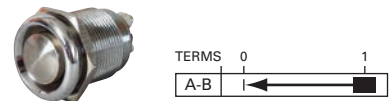


Momentary on, push button horn switch, single pole.

- Screw terminals
- 5A at 12VDC rating
- Replaces SPB160

| PART NO. | DESCRIPTION | QTY |
|----------|-------------|-----|
| 0-485-75 | 5A | 1 |

STAINLESS PUSH BUTTON

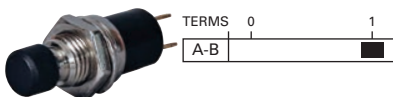


Push button switch, stainless steel button and nickel plated brass body, push to momentarily make.

- Screw terminals
- 19mm panel hole
- 6A at 12VDC rating
- Intermittent amps is 16A for 5 seconds

| PART NO. | DESCRIPTION | QTY |
|----------|-------------|-----|
| 0-485-03 | 16A | 1 |

MINI PUSH ON/PUSH OFF




Push on/push off, single pole miniature switch.

- Plastic button
- 2.0mm solder tags
- 7mm panel hole
- 0.5A at 30VDC rating

| PART NO. | DESCRIPTION | QTY |
|----------|-------------|-----|
| 0-485-92 | 0.5A | 1 |

HAZARD WARNING LIGHT




Hazard warning light switch, push-on/push-off with 12V 1.2W panel bulb illumination.

- 7 x 6.3mm blade terminals
- 30mm panel hole

| PART NO. | DESCRIPTION | QTY |
|----------|-------------|-----|
| 0-484-50 | 1.2W | 1 |

MINI MOMENTARY ON



Momentary on, push button, single pole miniature switch.

- Plastic button
- 2.0mm solder tags
- 7mm panel hole
- 0.5A at 30VDC rating

| PART NO. | DESCRIPTION | QTY |
|----------|-------------|-----|
| 0-485-04 | 0.5A | 1 |

SWITCHES & INDICATORS DASHBOARD SWITCHES PUSH BUTTON SWITCHES

12/24V LED

On/off, push-push single pole switch, with 12/24V LED indicator.


- 4.8mm blade terminals
- Snap fits into Ø 20mm panel hole
- 20A at 12VDC rating
- 10A at 24VDC rating

🔧 Colours available.

| PART NO. | DESCRIPTION | QTY |
|----------|-------------------------------------|-----|
| 0-690-50 | Momentary on, black non illuminated | 1 |
| 0-690-51 | Black non illuminated | 1 |
| 0-690-54 | Green LED illuminated | 1 |
| 0-690-55 | Red LED illuminated | 1 |
| 0-690-60 | Amber LED illuminated | 1 |



SURFACE MOUNTING WITH LED INDICATORS




Push on/push off, single pole switch, for surface mounting.

- 12/24V LED indicators; red "Off" and green "On"
- Self adhesive pad for quick fixing
- Supplied with 900mm lead
- 1.0A at 12VDC rating

| PART NO. | DESCRIPTION | QTY |
|----------|-------------|-----|
| 0-485-91 | 1.0A | 1 |

METAL BUTTON

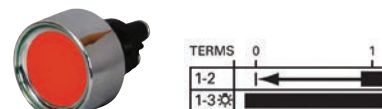


Push on/push off, single pole switch.

- Metal button
- 6.3mm blade terminals
- 13mm panel hole
- 6A at 12VDC rating

| PART NO. | DESCRIPTION | QTY |
|----------|-------------|-----|
| 0-485-90 | 6A | 1 |

MOMENTARY LED ILLUMINATION



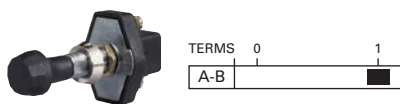
Momentary on, single pole, push button switch, 12V red LED illumination.

- Screw terminals
- 22mm panel hole
- 20A at 12VDC rating

| PART NO. | DESCRIPTION | QTY |
|----------|-------------|-----|
| 0-485-05 | 20A | 1 |

PUSH/PULL SWITCHES

ON/OFF PUSH/PULL

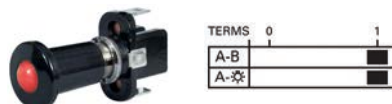


On/off, single pole push pull switch, with 14mm button and screw terminals.

- Fits 8.5mm panel hole up to 12mm deep
- 12.5A at 24VDC rating

| PART NO. | DESCRIPTION | QTY |
|----------|-------------|-----|
| 0-597-50 | 12.5A | 1 |

ON/OFF PUSH/PULL WITH 12V ILLUMINATION



On/off, single pole push-pull switch, with 12V illumination.

- 6.3mm blade terminals
- 13mm diameter panel hole
- 10A at 12VDC rating

| PART NO. | DESCRIPTION | QTY |
|----------|-------------|-----|
| 0-597-14 | Green | 1 |
| 0-597-15 | Red | 1 |
| 0-597-20 | Amber | 1 |

OFF/SIDE/HEAD LIGHT PUSH/PULL SWITCH



Off/side/head light push/pull switch - 10A at 12V.

- Off/on A/on A+B, single pole side and head light push pull switch
- Screw terminals
- 10.5mm panel hole
- 10 amps at 12VDC rating

| PART NO. | DESCRIPTION | QTY |
|----------|-------------|-----|
| 0-645-50 | 10A | 1 |

DOOR AND FOOT SWITCHES

ADJUSTABLE PLUNGER



Courtesy door switch with 20 to 6.5mm adjustable spring loaded plunger. The switch should be fitted with the plunger fully out, and then the door closed to permanently adjust plunger length automatically.

- Universal elongated fixing hole
- Panel clearance 40mm
- Non-corroding copper terminals and fittings

| PART NO. | QTY |
|----------|-----|
| 0-486-00 | 1 |

SPRING LOADED PLUNGER



Courtesy door switch, 16mm spring loaded plunger with 9.5mm movement.

- Panel clearance 33mm
- Non-corroding copper terminals and fittings
- For most modern Fords

| PART NO. | DESCRIPTION | QTY |
|----------|----------------|-----|
| 0-486-01 | Spring plunger | 1 |

TELESCOPIC PLUNGER




Courtesy door switch, with 47mm long spring loaded telescopic plunger.

- Designed as a bonnet switch for vehicle alarms
- Panel clearance 29mm
- Non-corroding copper terminals and fittings

| PART NO. | DESCRIPTION | QTY |
|----------|--------------------|-----|
| 0-486-02 | Telescopic plunger | 1 |

BRAKE LIGHT NORMALLY OPEN

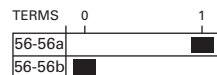


Brake light switch, single pole, normally open with screw terminals.

- Can be pulled or pushed to make the circuit
- Rated 4A at 12VDC
- Supplied with spring, hook and rubber boot.

| PART NO. | DESCRIPTION | QTY |
|----------|-------------|-----|
| 0-579-51 | 4A | 1 |

FOOT OPERATED SWITCH



Change over, foot operated dip switch, with screw terminals.

| PART NO. | DESCRIPTION | QTY |
|----------|---------------|-----|
| 0-658-50 | Foot operated | 1 |



SIGN UP TO DURITE'S E-NEWS FOR THE LATEST PRODUCT, INDUSTRY & REGULATORY NEWS. WWW.DURITE.CO.UK



PUSH BUTTON CONTROLS

PRE-MADE PUSH BUTTON CONTROLS

EMERGENCY STOP BUTTON

- Emergency stop button, single pole, normally closed contact.
- Operated by mushroom push button
 - Turn to reset
 - Protected to IP65
 - Schneider Electric reference XAL-K178



| PART NO. | DESCRIPTION | QTY |
|----------|-----------------------|-----|
| 0-657-01 | Emergency stop button | 1 |

TWO BUTTON

- Two button, single pole, normally open contacts.
- Operated by spring return push buttons.
 - Protected to IP65
 - Schneider Electric reference XAL-D222



| PART NO. | DESCRIPTION | QTY |
|----------|-------------|-----|
| 0-657-02 | Two button | 1 |

THREE BUTTON

- Three button, single pole, two normally open and one normally closed contacts.
- Operated by spring return push buttons
 - Protected to IP65
 - Schneider Electric reference XAL-D324



| PART NO. | DESCRIPTION | QTY |
|----------|--------------|-----|
| 0-657-03 | Three button | 1 |

TWO BUTTON PISTOL GRIP

- Two button, pendant polypropylene pistol grip with mechanically interlocked switches.
- Two single pole, normally open contacts
 - Protected to IP65
 - Schneider Electric reference XAC-A201



| PART NO. | DESCRIPTION | QTY |
|----------|-------------|-----|
| 0-657-00 | Pistol grip | 1 |

TOOLS

PLASTIC SPANNER

- Plastic spanner for tightening push button and key switch nuts.
- Schneider Electric reference ZB5-AZ905.

| PART NO. | DESCRIPTION | QTY |
|----------|-------------|-----|
| 0-657-99 | Spanner | 1 |



CUSTOMISE YOUR PUSH BUTTON

STEP 1 | SELECT YOUR HOUSING

Can be fitted with up to 3 switch blocks per button.

SINGLE BUTTON

- Single button housing, fitted with contact block mounting plate
- Schneider Electric reference XAL-D01



| PART NO. | DESCRIPTION | QTY |
|----------|---------------|-----|
| 0-657-11 | Single button | 1 |

TWO BUTTON

- Two button housing, fitted with contact block mounting plate
- Schneider Electric reference XAL-D02



| PART NO. | DESCRIPTION | QTY |
|----------|-------------|-----|
| 0-657-12 | Two button | 1 |

THREE BUTTON

- Three button housing, fitted with contact block mounting plate
- Schneider Electric reference XAL-D03



| PART NO. | DESCRIPTION | QTY |
|----------|--------------|-----|
| 0-657-13 | Three button | 1 |

STEP2 | SELECT YOUR SWITCH BLOCK

NORMALLY OPEN



Switch block, single pole normally open.

- Rated at 0.4A at 24VDC
- Schneider Electric reference ZEN-L1111

NORMALLY CLOSED



Switch block, single pole normally closed.

- Rated at 0.4A at 24VDC
- Scheider Electric reference ZEN-L1121

NORMALLY OPEN, FOR PENDANT



Switch block, single pole for pendant, normally open.

- Rated at 0.4A at 24VDC
- Schneider Electric reference ZB2-BE101

| PART NO. | DESCRIPTION | QTY |
|----------|---------------|-----|
| 0-657-20 | Normally open | 1 |

| PART NO. | DESCRIPTION | QTY |
|----------|-----------------|-----|
| 0-657-21 | Normally closed | 1 |

| PART NO. | DESCRIPTION | QTY |
|----------|-------------|-----|
| 0-657-22 | For pendant | 1 |

STEP3 | SELECT YOUR PUSH BUTTON

FLUSH PUSH BUTTON, SPRING RETURN



Clear boot for use with flush push button range above.

- Increases protection to IP66
- Schneider Electric reference ZBP-0

| PART NO. | DESCRIPTION | QTY |
|----------|--|-----|
| 0-657-31 | Schneider Electric reference ZB5-AA334 | 1 |
| 0-657-32 | Schneider Electric reference ZB5-AA335 | 1 |
| 0-657-30 | Schneider Electric reference ZB5-AA432 | 1 |
| 0-657-50 | Clear boot | 1 |

TWO POSITION ROTARY SWITCH



Two position, on/off or change over, rotary switch.

- Schneider Electric reference ZB5-AD2

| PART NO. | DESCRIPTION | QTY |
|----------|---------------|-----|
| 0-657-40 | Rotary switch | 1 |

PUSH BUTTON ISOLATOR



Push button security isolator.

- 40mm mushroom head
- Twist to release.
- Schneider Electric reference ZB5-AS844

| PART NO. | DESCRIPTION | QTY |
|----------|-------------|-----|
| 0-657-37 | Push button | 1 |

PUSH OFF ISOLATOR



Push off security isolator.

- Key release only
- Supplied with 2 keys
- Schneider Electric reference ZB5-AS934

| PART NO. | DESCRIPTION | QTY |
|----------|-------------|-----|
| 0-657-38 | Push off | 1 |

ON/OFF ISOLATOR



On/off security isolator.

- Can be locked on or locked off
- Key removable in both positions
- Supplied with 2 keys
- Schneider Electric reference ZB5-AG4

| PART NO. | DESCRIPTION | QTY |
|----------|-------------|-----|
| 0-657-39 | On/off | 1 |

04

CABLE & WIRING ACCESSORIES



| | |
|---------------------------------------|------------|
| CABLE | 144 |
| CONNECTORS | 157 |
| TERMINALS | 158 |
| MULTIPLE CONNECTORS | 173 |
| TERMINAL BOXES | 179 |
| TUBING & SLEEVING | 180 |
| FIXINGS & ACCESSORIES..... | 186 |
| POWER TRANSFER | 190 |
| FUSES | 195 |
| CIRCUIT BREAKERS..... | 202 |
| FUSE HOLDERS & BOXES..... | 204 |
| WIRING ASSORTMENT BOXES..... | 209 |

**YOUR ONE-STOP SHOP
FOR VEHICLE WIRING
WITH 2,000 QUALITY
PARTS AVAILABLE.**

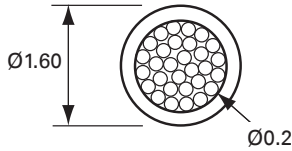
CABLE - SINGLE CORE PVC AUTO CABLE THIN WALL PVC SINGLE CORE

ISO6722:2006 Class B
60 volt DC
Maximum Temperature: -40° to 105°C
(120°C intermittent)

0.50MM² CROSS SECTION

| CONDUCTOR | CURRENT RATING | RESISTANCE | REEL LENGTH |
|-----------|----------------|------------------|-------------|
| 16/0.20mm | 11A | 37.10HM/m @ 20°C | 500m |

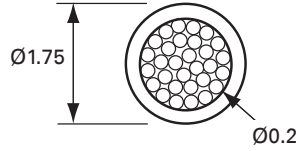
NEW



| PART NO. | DESCRIPTION | PART NO. | DESCRIPTION |
|----------|-------------|----------|-------------|
| 4-934-51 | Black | 4-934-56 | Purple |
| 4-934-52 | Blue | 4-934-57 | White |
| 4-934-53 | Brown | 4-934-58 | Yellow |
| 4-934-54 | Green | 4-934-59 | Grey |
| 4-934-55 | Red | 4-934-60 | Orange |
| | | 4-934-61 | Pink |

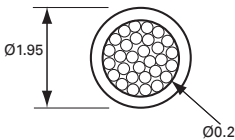
0.75MM² CROSS SECTION

| CONDUCTOR | CURRENT RATING | RESISTANCE | REEL LENGTH |
|-----------|----------------|-----------------|-------------|
| 24/0.20mm | 14A | 24.7mΩ/m @ 20°C | 100m |



| PART NO. | DESCRIPTION | PART NO. | DESCRIPTION |
|----------|-------------|----------|-------------|
| 0-931-01 | Black | 0-931-07 | White |
| 0-931-02 | Blue | 0-931-08 | Yellow |
| 0-931-03 | Brown | 0-931-09 | Grey |
| 0-931-04 | Green | 0-931-10 | Orange |
| 0-931-05 | Red | 0-931-11 | Pink |
| 0-931-06 | Purple | 0-931-40 | Light green |

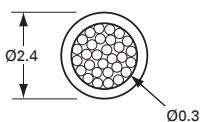
1.0MM² CROSS SECTION



| CONDUCTOR | CURRENT RATING | RESISTANCE | REEL LENGTH |
|-----------|----------------|-----------------|-------------|
| 32/0.20mm | 16.5A | 18.5mΩ/m @ 20°C | 100m, 500m |

| | | 500M | | 100M | | 100M | | 100M | | 100M | |
|------------|----------|----------|--------|-------------|--------------|-------------|--------------|-------------|--------------|-------------|--|
| | | 500M | 100M | DESCRIPTION | 100M | DESCRIPTION | 100M | DESCRIPTION | 100M | DESCRIPTION | |
| NEW | 4-932-01 | 0-932-01 | Black | 0-932-12 | Black/blue | 0-932-34 | Brown/green | 0-932-54 | Red/green | | |
| NEW | 4-932-02 | 0-932-02 | Blue | 0-932-14 | Black/green | 0-932-35 | Brown/red | 0-932-57 | Red/white | | |
| NEW | 4-932-03 | 0-932-03 | Brown | 0-932-15 | Black/red | 0-932-37 | Brown/white | 0-932-58 | Red/yellow | | |
| NEW | 4-932-04 | 0-932-04 | Green | 4-932-17 | Black/white | 0-932-38 | Brown/yellow | 0-932-61 | Purple/black | | |
| NEW | 4-932-05 | 0-932-05 | Red | 0-932-18 | Black/yellow | 0-932-40 | Light green | 0-932-67 | Purple/white | | |
| NEW | 4-932-06 | 0-932-06 | Purple | 0-932-21 | Blue/black | 0-932-41 | Green/black | 0-932-71 | White/black | | |
| NEW | 4-932-07 | 0-932-07 | White | 0-932-23 | Blue/brown | 0-932-42 | Green/blue | 0-932-72 | White/blue | | |
| NEW | 4-932-08 | 0-932-08 | Yellow | 0-932-24 | Blue/green | 0-932-43 | Green/brown | 0-932-73 | White/brown | | |
| NEW | 4-932-09 | 0-932-09 | Grey | 0-932-25 | Blue/red | 0-932-45 | Green/red | 0-932-74 | White/green | | |
| NEW | 4-932-10 | 0-932-10 | Orange | 0-932-27 | Blue/white | 0-932-46 | Green/purple | 0-932-75 | White/red | | |
| NEW | 4-932-11 | 0-932-11 | Pink | 0-932-28 | Blue/yellow | 0-932-47 | Green/white | 0-932-81 | Yellow/black | | |
| | | | | 0-932-31 | Brown/black | 0-932-48 | Green/yellow | 0-932-82 | Yellow/blue | | |
| | | | | | | 0-932-51 | Red/black | 0-932-87 | Yellow/white | | |

1.5MM² CROSS SECTION



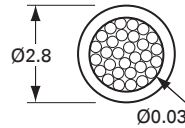
| CONDUCTOR | CURRENT RATING | RESISTANCE | REEL LENGTH |
|-----------|----------------|-----------------|-------------|
| 21/0.30mm | 21A | 12.7mΩ/m @ 20°C | 100m |

| PART NO. | DESCRIPTION | PART NO. | DESCRIPTION | PART NO. | DESCRIPTION | PART NO. | DESCRIPTION |
|----------|-------------|----------|-------------|----------|-------------|----------|-------------|
| 0-930-01 | Black | 0-930-04 | Green | 0-930-07 | White | 0-930-10 | Orange |
| 0-930-02 | Blue | 0-930-05 | Red | 0-930-08 | Yellow | 0-930-11 | Pink |
| 0-930-03 | Brown | 0-930-06 | Purple | 0-930-09 | Grey | | |

2.0MM² CROSS SECTION

| CONDUCTOR | CURRENT RATING | RESISTANCE | REEL LENGTH |
|-----------|----------------|----------------|-------------|
| 28/0.30mm | 25A | 9.4mΩ/m @ 20°C | 100m |

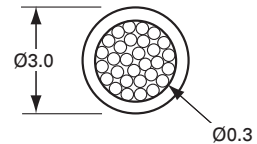
| PART NO. | DESCRIPTION | PART NO. | DESCRIPTION |
|----------|-------------|----------|-------------|
| 0-933-01 | Black | 0-933-10 | Orange |
| 0-933-02 | Blue | 0-933-11 | Pink |
| 0-933-03 | Brown | 0-933-15 | Black/red |
| 0-933-04 | Green | 0-933-25 | Blue/red |
| 0-933-05 | Red | 0-933-27 | Blue/white |
| 0-933-06 | Purple | 0-933-40 | Light green |
| 0-933-07 | White | 0-933-41 | Green/black |
| 0-933-08 | Yellow | 0-933-45 | Green/red |
| 0-933-09 | Grey | 0-933-75 | White/red |



2.5MM² CROSS SECTION

| CONDUCTOR | CURRENT RATING | RESISTANCE | REEL LENGTH |
|-----------|----------------|----------------|-------------|
| 35/0.30mm | 29A | 7.6mΩ/m @ 20°C | 50m |

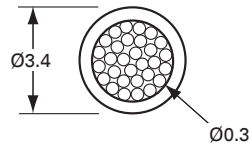
| PART NO. | DESCRIPTION |
|----------|-------------|
| 0-934-01 | Black |
| 0-934-03 | Brown |
| 0-934-05 | Red |



3.0MM² CROSS SECTION

| CONDUCTOR | CURRENT RATING | RESISTANCE | REEL LENGTH |
|-----------|----------------|----------------|-------------|
| 44/0.30mm | 33A | 6.0mΩ/m @ 20°C | 30m |

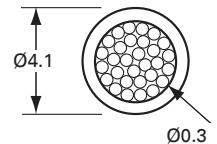
| PART NO. | DESCRIPTION |
|----------|-------------|
| 0-935-01 | Black |
| 0-935-03 | Brown |
| 0-935-05 | Red |



4.5MM² CROSS SECTION

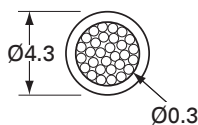
| CONDUCTOR | CURRENT RATING | RESISTANCE |
|-----------|----------------|-----------------|
| 65/0.30mm | 42A | 4.06mΩ/m @ 20°C |

| PART NO. | DESCRIPTION | REEL LENGTH |
|----------|-------------|-------------|
| 0-936-01 | Black | 30m |
| 4-936-01 | Black | 100m |
| 0-936-03 | Brown | 30m |
| 0-936-05 | Red | 30m |
| 4-936-05 | Red | 100m |



6.0MM² CROSS SECTION

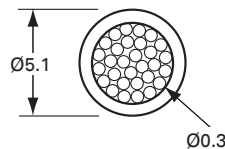
| CONDUCTOR | CURRENT RATING | RESISTANCE |
|-----------|----------------|-----------------|
| 84/0.30mm | 50A | 3.14mΩ/m @ 20°C |



| PART NO. | DESCRIPTION | REEL LENGTH |
|----------|-------------|-------------|
| 0-937-01 | Black | 30m |
| 4-937-01 | Black | 100m |
| 0-937-03 | Brown | 30m |
| 4-937-03 | Brown | 100m |
| 0-937-05 | Red | 30m |
| 4-937-05 | Red | 100m |

7.0MM² CROSS SECTION

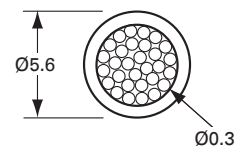
| CONDUCTOR | CURRENT RATING | RESISTANCE | REEL LENGTH |
|-----------|----------------|-----------------|-------------|
| 97/0.30mm | 57A | 2.79mΩ/m @ 20°C | 30m |



| PART NO. | DESCRIPTION |
|----------|-------------|
| 0-939-01 | Black |
| 0-939-03 | Brown |
| 0-939-05 | Red |

8.5MM² CROSS SECTION

| CONDUCTOR | CURRENT RATING | RESISTANCE | REEL LENGTH |
|------------|----------------|-----------------|-------------|
| 120/0.30mm | 63A | 2.20mΩ/m @ 20°C | 30m |



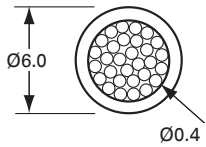
| PART NO. | DESCRIPTION |
|----------|-------------|
| 0-938-01 | Black |
| 0-938-05 | Red |

CABLE & WIRING ACCESSORIES CABLE SINGLE CORE PVC AUTO CABLE

SINGLE CORE PVC AUTO CABLE

BS6862 - PVC auto cable

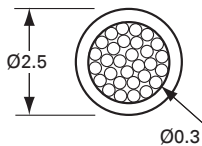
10.0MM² CROSS SECTION



| CONDUCTOR | CURRENT RATING | RESISTANCE |
|-----------|----------------|-----------------|
| 80/0.40mm | 70A | 1.82mΩ/m @ 20°C |

| PART NO. | DESCRIPTION | REEL LENGTH |
|----------|-------------|-------------|
| 0-940-01 | Black | 30m |
| 4-940-01 | Black | 100m |
| 0-940-05 | Red | 30m |

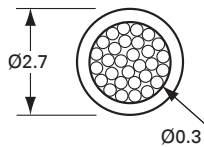
0.65MM² CROSS SECTION



| CONDUCTOR | CURRENT RATING | RESISTANCE | REEL LENGTH |
|-----------|----------------|-----------------|-------------|
| 9/0.30mm | 5.75A | 29.4mΩ/m @ 20°C | 50m |

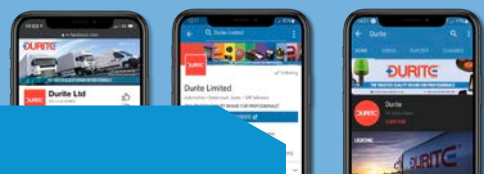
| PART NO. | DESCRIPTION | PART NO. | DESCRIPTION | PART NO. | DESCRIPTION |
|----------|-------------|----------|-------------|----------|-------------|
| 0-941-01 | black | 0-941-06 | purple | 0-941-11 | pink |
| 0-941-02 | blue | 0-941-07 | white | 0-941-15 | black/red |
| 0-941-03 | brown | 0-941-08 | yellow | 0-941-28 | blue/yellow |
| 0-941-04 | green | 0-941-09 | grey | 0-941-40 | light green |
| 0-941-05 | red | 0-941-10 | orange | | |

1.0MM² CROSS SECTION



| CONDUCTOR | CURRENT RATING | RESISTANCE | REEL LENGTH |
|-----------|----------------|-----------------|-------------|
| 14/0.30mm | 8.75A | 18.9mΩ/m @ 20°C | 50m |

| PART NO. | DESCRIPTION | PART NO. | DESCRIPTION | PART NO. | DESCRIPTION | PART NO. | DESCRIPTION |
|----------|-------------|----------|--------------|----------|--------------|----------|--------------|
| 0-942-01 | black | 0-942-14 | black/green | 0-942-37 | brown/white | 0-942-57 | red/white |
| 0-942-02 | blue | 0-942-15 | black/red | 0-942-38 | brown/yellow | 0-942-58 | red/yellow |
| 0-942-03 | brown | 0-942-18 | black/yellow | 0-942-40 | light green | 0-942-61 | purple/black |
| 0-942-04 | green | 0-942-21 | blue/black | 0-942-41 | green/black | 0-942-67 | purple/white |
| 0-942-05 | red | 0-942-23 | blue/brown | 0-942-42 | green/blue | 0-942-71 | white/black |
| 0-942-06 | purple | 0-942-24 | blue/green | 0-942-43 | green/brown | 0-942-72 | white/blue |
| 0-942-07 | white | 0-942-25 | blue/red | 0-942-45 | green/red | 0-942-73 | white/brown |
| 0-942-08 | yellow | 0-942-27 | blue/white | 0-942-46 | green/purple | 0-942-74 | white/green |
| 0-942-09 | grey | 0-942-28 | blue/yellow | 0-942-47 | green/white | 0-942-75 | white/red |
| 0-942-10 | orange | 0-942-31 | brown/black | 0-942-48 | green/yellow | 0-942-81 | yellow/black |
| 0-942-11 | pink | 0-942-34 | brown/green | 0-942-51 | red/black | 0-942-82 | yellow/blue |
| 0-942-12 | black/blue | 0-942-35 | brown/red | 0-942-54 | red/green | 0-942-87 | yellow/white |

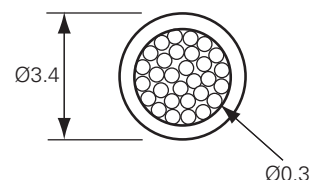


CABLE & WIRING ACCESSORIES CABLE SINGLE CORE PVC AUTO CABLE

2.0MM² CROSS SECTION

| CONDUCTOR | CURRENT RATING | RESISTANCE | REEL LENGTH |
|-----------|----------------|----------------|-------------|
| 28/0.30mm | 17.5A | 9.4mΩ/m @ 20°C | 50m |

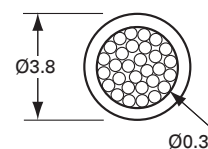
| PART NO. | DESCRIPTION | PART NO. | DESCRIPTION | PART NO. | DESCRIPTION |
|----------|-------------|----------|-------------|----------|-------------|
| 0-943-01 | black | 0-943-07 | white | 0-943-27 | blue/white |
| 0-943-02 | blue | 0-943-08 | yellow | 0-943-40 | light green |
| 0-943-03 | brown | 0-943-09 | grey | 0-943-41 | green/black |
| 0-943-04 | green | 0-943-11 | pink | 0-943-45 | green/red |
| 0-943-05 | red | 0-943-15 | black/red | 0-943-75 | white/red |
| 0-943-06 | purple | 0-943-25 | blue/red | | |



2.5MM² CROSS SECTION

| CONDUCTOR | CURRENT RATING | RESISTANCE | REEL LENGTH |
|-----------|----------------|----------------|-------------|
| 35/0.30mm | 21.75A | 7.5mΩ/m @ 20°C | 50m |

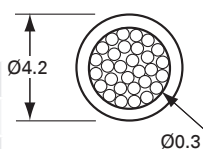
| PART NO. | DESCRIPTION |
|----------|-------------|
| 0-944-01 | black |
| 0-944-03 | brown |
| 0-944-05 | red |



3.0MM² CROSS SECTION

| CONDUCTOR | CURRENT RATING | RESISTANCE |
|-----------|----------------|----------------|
| 44/0.30mm | 27.5A | 6.0mΩ/m @ 20°C |

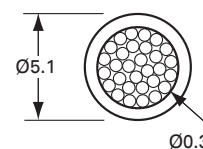
| PART NO. | DESCRIPTION | REEL LENGTH |
|----------|--------------|-------------|
| 0-945-01 | black | 50m |
| 4-945-01 | black | 100m |
| 0-945-02 | blue | 50m |
| 0-945-03 | brown | 50m |
| 0-945-05 | red | 50m |
| 4-945-05 | red | 100m |
| 0-945-08 | yellow | 50m |
| 0-945-38 | brown/yellow | 50m |



4.5MM² CROSS SECTION

| CONDUCTOR | CURRENT RATING | RESISTANCE |
|-----------|----------------|----------------|
| 65/0.30mm | 35A | 4.1mΩ/m @ 20°C |

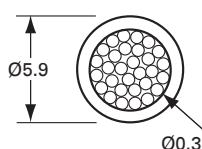
| PART NO. | DESCRIPTION | REEL LENGTH |
|----------|-------------|-------------|
| 0-946-01 | black | 30m |
| 4-946-01 | black | 100m |
| 0-946-03 | brown | 30m |
| 0-946-05 | red | 30m |
| 4-946-05 | red | 100m |



6.0MM² CROSS SECTION

| CONDUCTOR | CURRENT RATING | RESISTANCE | REEL LENGTH |
|-----------|----------------|----------------|-------------|
| 84/0.30mm | 42A | 3.1mΩ/m @ 20°C | 30m |

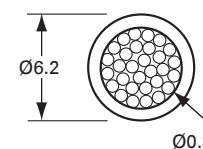
| PART NO. | DESCRIPTION |
|----------|-------------|
| 0-947-01 | black |
| 0-947-03 | brown |
| 0-947-05 | red |



7.0MM² CROSS SECTION

| CONDUCTOR | CURRENT RATING | RESISTANCE | REEL LENGTH |
|-----------|----------------|----------------|-------------|
| 97/0.30mm | 50A | 2.7mΩ/m @ 20°C | 30m |

| PART NO. | DESCRIPTION |
|----------|-------------|
| 0-949-01 | black |
| 0-949-03 | brown |
| 0-949-05 | red |



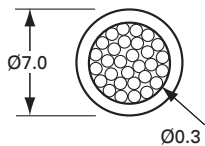
CABLE & WIRING ACCESSORIES CABLE SINGLE CORE PVC AUTO CABLE

SINGLE CORE PVC AUTO CABLE

BS6862 - PVC auto cable

8.5MM² CROSS SECTION

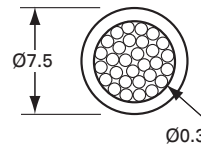
| CONDUCTOR | CURRENT RATING | RESISTANCE | REEL LENGTH |
|------------|----------------|----------------|-------------|
| 120/0.30mm | 60A | 2.2mΩ/m @ 20°C | 30m |



| PART NO. | DESCRIPTION |
|----------|-------------|
| 0-948-01 | black |
| 0-948-03 | brown |
| 0-948-05 | red |

10.0MM² CROSS SECTION

| CONDUCTOR | CURRENT RATING | RESISTANCE | REEL LENGTH |
|-----------|----------------|----------------|-------------|
| 80/0.40mm | 70A | 1.8mΩ/m @ 20°C | 30m |



| PART NO. | DESCRIPTION |
|----------|-------------|
| 0-950-01 | black |
| 0-950-03 | brown |
| 0-950-05 | red |

TWIN CORE CABLE

FLAT TWIN CORE PVC AUTO CABLE

BS6862 - PVC auto cable
ISO6722:2006 Class B - Thin wall cable



We took your feedback on board, Durite Twin Core Cable now has an **increased flexibility** & is **easier to strip**. Easily identify the new range, with an 'F' in the part no.

2 X 0.65MM² CROSS SECTION

| CONDUCTOR | CURRENT RATING | RESISTANCE |
|------------|----------------|-----------------|
| 2x9/0.30mm | 5.75A | 29.4mΩ/m @ 20°C |

| PART NO. | DESCRIPTION | REEL LENGTH |
|-----------|---------------------------|-------------|
| 0-951-00F | Red/black, sheathed black | 30m |
| 3-951-00F | | 100m |

2 X 0.75MM² CROSS SECTION THIN WALL

| CONDUCTOR | CURRENT RATING | RESISTANCE |
|-------------|----------------|-----------------|
| 2x24/0.20mm | 14A | 24.7mΩ/m @ 20°C |

| PART NO. | DESCRIPTION | REEL LENGTH |
|-----------|---------------------------|-------------|
| 4-953-52F | Red/black, sheathed black | 500m |
| 3-953-52F | | 100m |

2 X 1.0MM² CROSS SECTION

| CONDUCTOR | CURRENT RATING | RESISTANCE |
|-------------|----------------|-----------------|
| 2x14/0.30mm | 8.75A | 18.9mΩ/m @ 20°C |

| PART NO. | DESCRIPTION | REEL LENGTH |
|-----------|---------------------------|-----------------|
| 0-952-51F | Red/black, sheathed black | 30m |
| 3-952-51F | | 100m |
| 4-952-51F | | 500m NEW |

2 X 1.0MM² CROSS SECTION THIN WALL

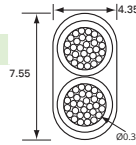
| CONDUCTOR | CURRENT RATING | RESISTANCE |
|-------------|----------------|-----------------|
| 2x32/0.20mm | 16.5A | 18.5mΩ/m @ 20°C |

| PART NO. | DESCRIPTION | REEL LENGTH |
|-----------|----------------------------|-------------|
| 0-951-50F | Red/black, sheathed black | 30m |
| 3-951-50F | | 100m |
| 0-951-52F | Blue/brown, sheathed black | 30m |

CABLE & WIRING ACCESSORIES CABLE TWIN CORE & MULTI CORE CABLE

2 X 2.0MM² CROSS SECTION

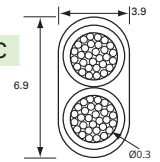
| CONDUCTOR | CURRENT RATING | RESISTANCE |
|-------------|----------------|----------------|
| 2x28/0.30mm | 17.5A | 9.4mΩ/m @ 20°C |



| PART NO. | DESCRIPTION | REEL LENGTH |
|-----------|---------------------------|-------------|
| 0-953-00F | Red/black, sheathed black | 30m |
| 3-953-00F | | 100m |

2 X 2.0MM² CROSS SECTION THIN WALL

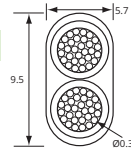
| CONDUCTOR | CURRENT RATING | RESISTANCE |
|-------------|----------------|----------------|
| 2x28/0.30mm | 25A | 9.4mΩ/m @ 20°C |



| PART NO. | DESCRIPTION | REEL LENGTH |
|-----------|---------------------------|-------------|
| 0-953-50F | Red/black, sheathed black | 30m |
| 3-953-50F | | 100m |
| 4-953-50F | | 500m |

2 X 3.0MM² CROSS SECTION

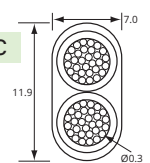
| CONDUCTOR | CURRENT RATING | RESISTANCE |
|-------------|----------------|----------------|
| 2x44/0.30mm | 27.5A | 6.0mΩ/m @ 20°C |



| PART NO. | DESCRIPTION | REEL LENGTH |
|-----------|---------------------------|-------------|
| 0-953-51F | Red/black, sheathed black | 30m |

2 X 4.5MM² CROSS SECTION

| CONDUCTOR | CURRENT RATING | RESISTANCE |
|-------------|----------------|----------------|
| 2x65/0.30mm | 35A | 4.1mΩ/m @ 20°C |



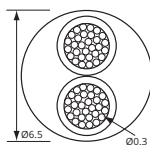
| PART NO. | DESCRIPTION | REEL LENGTH |
|-----------|---------------------------|-------------|
| 0-955-00F | Red/black, sheathed black | 30m |

BS6862 - PVC auto cable
ISO6722:2006 Class B - Thin wall cable

ROUND TWIN CORE PVC AUTO CABLE

2 X 0.65MM² CROSS SECTION

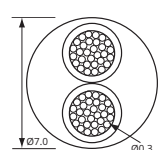
| CONDUCTOR | CURRENT RATING | RESISTANCE |
|------------|----------------|-----------------|
| 2x9/0.30mm | 5.75A | 29.4mΩ/m @ 20°C |



| PART NO. | DESCRIPTION | REEL LENGTH |
|-----------|---------------------------|-------------|
| 0-951-51F | Red/black, sheathed black | 30m |

2 X 1.0MM² CROSS SECTION

| CONDUCTOR | CURRENT RATING | RESISTANCE |
|-------------|----------------|-----------------|
| 2x14/0.30mm | 8.75A | 18.9mΩ/m @ 20°C |

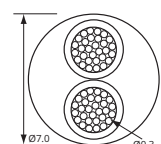


| PART NO. | DESCRIPTION | REEL LENGTH |
|-----------|---------------------------|-------------|
| 0-952-00F | Red/black, sheathed black | 30m |

2 X 1.0MM² CROSS SECTION THIN WALL

| CONDUCTOR | CURRENT RATING | RESISTANCE | THIN WALL |
|-------------|----------------|-----------------|-----------|
| 2x32/0.20mm | 16.5A | 18.5mΩ/m @ 20°C | THIN WALL |

| PART NO. | DESCRIPTION | REEL LENGTH |
|-----------|--|-------------|
| 4-952-00F | Red/black, sheathed black ISO6722:2006 (CLASS B) | 100m |



MULTI CORE CABLE

3 CORE

3 X 0.50MM² CROSS SECTION THIN WALL

| CONDUCTOR | CURRENT RATING | OUTSIDE Ø |
|-------------|----------------|-----------|
| 3x16/0.20mm | 11A | 4.9mm |

| PART NO. | DESCRIPTION | REEL LENGTH |
|-----------|-----------------|-------------|
| 0-994-60F | Red/green/black | 100m |

3 X 1.00MM² CROSS SECTION THIN WALL

| CONDUCTOR | CURRENT RATING | OUTSIDE Ø |
|-------------|----------------|-----------|
| 3x32/0.20mm | 16.5A | 5.5mm |

| PART NO. | DESCRIPTION | REEL LENGTH |
|-----------|-----------------|-------------|
| 0-994-50F | Red/green/black | 30m |
| 4-994-50F | | 500m |



4 CORE

4 X 0.65MM² CROSS SECTION

| CONDUCTOR | CURRENT RATING | OUTSIDE Ø |
|------------|----------------|-----------|
| 4x9/0.30mm | 5.75A | 7.5mm |

| PART NO. | DESCRIPTION | REEL LENGTH |
|-----------|---|-------------|
| 0-993-00F | Brown, red, green and white, sheathed black | 30m |
| 3-993-00F | | 100m |

4 X 0.75MM² CROSS SECTION THIN WALL

| CONDUCTOR | CURRENT RATING | OUTSIDE Ø |
|-------------|----------------|-----------|
| 4x24/0.20mm | 14A | 5.9mm |

| PART NO. | DESCRIPTION | REEL LENGTH |
|-----------|---|-------------|
| 0-993-40F | Brown, red, green and white, sheathed black | 100m |



4 X 1.0MM² CROSS SECTION THIN WALL

| CONDUCTOR | CURRENT RATING | OUTSIDE Ø |
|-------------|----------------|-----------|
| 4x32/0.20mm | 16.5A | 5.8mm |

| PART NO. | DESCRIPTION | REEL LENGTH |
|-----------|---|-------------|
| 0-993-50F | Brown, red, green and white, sheathed black | 30m |
| 3-993-50F | | 100m |

4 X 1.0MM² CROSS SECTION

| CONDUCTOR | CURRENT RATING | OUTSIDE Ø |
|-------------|----------------|-----------|
| 4x14/0.30mm | 8.75A | 8.0mm |

| PART NO. | DESCRIPTION | REEL LENGTH |
|-----------|---|-------------|
| 0-993-01F | Brown, red, green and white, sheathed black | 30m |
| 3-993-01F | | 100m |

5 CORE

4 X 1.0MM² / 1 X 2.0MM² CROSS SECTION

| CONDUCTOR | OUTSIDE Ø |
|-------------------------|-----------|
| 4x14/0.30mm 1x28/0.30mm | 8.9mm |

| PART NO. | DESCRIPTION | REEL LENGTH |
|-----------|---|-------------|
| 0-995-00F | Brown, red, green, yellow and white, sheathed black | 30m |

5 X 1.0MM² CROSS SECTION THIN WALL

| CONDUCTOR | CURRENT RATING | OUTSIDE Ø |
|-------------|----------------|-----------|
| 5x32/0.20mm | 16.5A | 6.3mm |

| PART NO. | DESCRIPTION | REEL LENGTH |
|-----------|---|-------------|
| 0-995-50F | Brown, red, green, yellow and white, sheathed black | 30m |



5 X 1.0MM² CROSS SECTION


| CONDUCTOR | CURRENT RATING | OUTSIDE Ø |
|-------------|----------------|-----------|
| 5x14/0.30mm | 8.75A | 8.9mm |

| PART NO. | DESCRIPTION | REEL LENGTH |
|-----------|---|-------------|
| 4-995-10F | Brown, red, green, yellow and white, sheathed black | 500m |

NEW

CABLE & WIRING ACCESSORIES CABLE TWIN CORE & MULTI CORE CABLE

7 CORE



5 X 1.5MM² / 2 X 4MM² CROSS SECTION EBS THIN WALL

| CONDUCTOR | | OUTSIDE Ø |
|-------------|-------------|-----------|
| 5x21/0.30mm | 2x56/0.30mm | 11.2mm |

Suitable for ISO 7638 connectors.

| PART NO. | DESCRIPTION | REEL LENGTH |
|-----------|---|-------------|
| 0-997-20F | Black, yellow, white, white/green, white/brown, red and brown | 30m |

6 X 1.5MM² / 1 X 2.5MM² CROSS SECTION

| CONDUCTOR | | OUTSIDE Ø |
|-------------|-------------|-----------|
| 6x21/0.30mm | 1x35/0.30mm | 11.2mm |

| PART NO. | DESCRIPTION | REEL LENGTH |
|-----------|---|-------------|
| 0-997-15F | Brown, red, green, yellow, blue, black, white and grey sheath | 30m |

6 X 1.0MM² / 1 X 2.0MM² CROSS SECTION

| CONDUCTOR | | OUTSIDE Ø |
|-------------|-------------|-----------|
| 6x14/0.30mm | 1x28/0.30mm | 10.2mm |

| PART NO. | DESCRIPTION | REEL LENGTH |
|-----------|--|-------------|
| 0-997-00F | Brown, red, green, yellow, blue, black and white | 30m |
| 0-997-05F | | 10m |
| 3-997-00F | | 100m |
| 4-997-00F | | 500m |

6 X 1.0MM² / 1 X 2.0MM² CROSS SECTION THIN WALL

| CONDUCTOR | | OUTSIDE Ø |
|-------------|-------------|-----------|
| 6x32/0.20mm | 1x28/0.30mm | 8.3mm |

| PART NO. | DESCRIPTION | REEL LENGTH |
|-----------|--|-------------|
| 0-997-65F | Brown, red, green, yellow, blue, black and white | 30m |
| 3-997-65F | | 100m |

7 X 0.65MM² CROSS SECTION LIGHT DUTY


| CONDUCTOR | CURRENT RATING | OUTSIDE Ø |
|------------|----------------|-----------|
| 7x9/0.30mm | 5.75A | 8.9mm |

| PART NO. | DESCRIPTION | REEL LENGTH |
|-----------|--|-------------|
| 0-997-10F | Brown, red, green, yellow, blue, black and white | 100m |

7 X 0.75MM² CROSS SECTION THIN WALL

| CONDUCTOR | CURRENT RATING | OUTSIDE Ø |
|-------------|----------------|-----------|
| 7x24/0.20mm | 14A | 6.8mm |

| PART NO. | DESCRIPTION | REEL LENGTH |
|-----------|--|-------------|
| 0-997-60F | Brown, red, green, yellow, blue, black and white | 30m |
| 3-997-60F | | 100m |



8 CORE

7 X 1.0MM² / 1 X 2.0MM² CROSS SECTION THIN WALL

| CONDUCTOR | | OUTSIDE Ø |
|-------------|-------------|-----------|
| 7x32/0.20mm | 1x28/0.30mm | 8.5mm |

| PART NO. | DESCRIPTION | REEL LENGTH |
|-----------|--|-------------|
| 0-998-01F | Brown, red, green, yellow, blue, black, purple and white | 10m |
| 4-998-01F | | 100m |



13 CORE

12 X 1.5MM² / 1 X 2.5MM² CROSS SECTION THIN WALL

| CONDUCTOR | | OUTSIDE Ø |
|--------------|-------------|-----------|
| 12x21/0.30mm | 1x35/0.30mm | 12mm |

| PART NO. | DESCRIPTION | REEL LENGTH |
|-----------|--|-------------|
| 0-999-13F | Brown, green, yellow, blue, black, purple, pink, grey, light brown, red/black, red, orange and white | 10m |
| 3-999-13F | | 30m |
| 4-999-13F | | 50m |

8 X 1.5MM² / 5 X 2.5MM² CROSS SECTION THIN WALL


| CONDUCTOR | | OUTSIDE Ø |
|-------------|--------------|-----------|
| 8x30/0.25mm | 5x50/0.25mm* | 12.8mm |

Suitable for ISO 11446 connectors.

| PART NO. | DESCRIPTION | REEL LENGTH |
|-----------|---|-------------|
| 0-999-63F | Red, brown, green, yellow, blue, black, pink, grey*, white/blue, orange*, white*, white/red* and white/black* | 10m |
| 3-999-63F | | 30m |

HEAVY-DUTY CABLE

FLEXIBLE STARTER CABLE BS6862



NEW

We took your feedback on board, Durite Heavy-Duty Cable now has an **increased flexibility & is easier to strip**. Easily identify the new range, with an 'F' in the part no.

16MM² CROSS SECTION

| CONDUCTOR | CURRENT RATING | OUTSIDE Ø |
|------------|----------------|-----------|
| 224/0.30mm | 110A | 9mm |

| PART NO. | DESCRIPTION | REEL LENGTH |
|-----------|-------------|-------------|
| 0-978-01F | Black | 10m |
| 3-978-01F | Black | 30m |
| 4-978-01F | Black | 100m |
| 0-978-05F | Red | 10m |
| 3-978-05F | Red | 30m |
| 4-978-05F | Red | 100m |

40MM² CROSS SECTION

| CONDUCTOR | CURRENT RATING | OUTSIDE Ø |
|------------|----------------|-----------|
| 315/0.40mm | 300A | 12.2mm |

| PART NO. | DESCRIPTION | REEL LENGTH |
|-----------|-------------|-------------|
| 0-982-10F | Black | 10m |
| 3-982-10F | Black | 30m |
| 4-982-10F | Black | 100m |
| 0-982-15F | Red | 10m |
| 3-982-15F | Red | 30m |

20MM² CROSS SECTION

| CONDUCTOR | CURRENT RATING | OUTSIDE Ø |
|------------|----------------|-----------|
| 266/0.30mm | 135A | 9.5mm |

| PART NO. | DESCRIPTION | REEL LENGTH |
|-----------|-------------|-------------|
| 0-980-11F | Black | 10m |
| 3-980-11F | Black | 30m |
| 0-979-15F | Red | 10m |
| 3-979-15F | Red | 30m |

50MM² CROSS SECTION

| CONDUCTOR | CURRENT RATING | OUTSIDE Ø |
|------------|----------------|-----------|
| 640/0.30mm | 345A | 13.5mm |

| PART NO. | DESCRIPTION | REEL LENGTH |
|-----------|-------------|-------------|
| 0-977-10F | Black | 10m |
| 3-977-10F | Black | 30m |
| 0-977-15F | Red | 10m |
| 3-977-15F | Red | 30m |

25MM² CROSS SECTION

| CONDUCTOR | CURRENT RATING | OUTSIDE Ø |
|------------|----------------|-----------|
| 196/0.40mm | 170A | 9.7mm |

| PART NO. | DESCRIPTION | REEL LENGTH |
|-----------|-------------|-------------|
| 0-981-10F | Black | 10m |
| 3-981-10F | Black | 30m |
| 4-981-10F | Black | 100m |
| 0-981-15F | Red | 10m |
| 3-981-15F | Red | 30m |
| 4-981-15F | Red | 100m |

60MM² CROSS SECTION

| CONDUCTOR | CURRENT RATING | OUTSIDE Ø |
|------------|----------------|-----------|
| 475/0.40mm | 415A | 14.6mm |

| PART NO. | DESCRIPTION | REEL LENGTH |
|-----------|-------------|-------------|
| 0-983-10F | Black | 10m |
| 3-983-10F | Black | 30m |
| 0-983-15F | Red | 10m |
| 3-983-15F | Red | 30m |

35MM² CROSS SECTION

| CONDUCTOR | CURRENT RATING | OUTSIDE Ø |
|------------|----------------|-----------|
| 451/0.30mm | 240A | 11.7mm |


| PART NO. | DESCRIPTION | REEL LENGTH |
|-----------|-------------|-------------|
| 0-976-10F | Black | 10m |
| 3-976-10F | Black | 30m |
| 4-976-10F | Black | 100m |
| 0-976-15F | Red | 10m |
| 3-976-15F | Red | 30m |
| 4-976-15F | Red | 100m |

70MM² CROSS SECTION

| CONDUCTOR | CURRENT RATING | OUTSIDE Ø |
|------------|----------------|-----------|
| 905/0.30mm | 485A | 15.8mm |

| PART NO. | DESCRIPTION | REEL LENGTH |
|-----------|-------------|-------------|
| 0-977-01F | Black | 10m |
| 3-977-01F | Black | 30m |
| 0-977-05F | Red | 10m |
| 3-977-05F | Red | 30m |

CABLE & WIRING ACCESSORIES CABLE HEAVY-DUTY CABLE



STARTER CABLE BS6862

20MM² CROSS SECTION

| CONDUCTOR | CURRENT RATING | OUTSIDE Ø |
|------------|----------------|-----------|
| 266/0.30mm | 135A | 9mm |

| PART NO. | DESCRIPTION | REEL LENGTH |
|-----------|-------------|-------------|
| 0-980-01F | Black | 10m |
| 0-979-05F | Red | 10m |

60MM² CROSS SECTION

| CONDUCTOR | CURRENT RATING | OUTSIDE Ø |
|-----------|----------------|-----------|
| 61/1.13mm | 415A | 14.5mm |

| PART NO. | DESCRIPTION | REEL LENGTH |
|-----------|-------------|-------------|
| 0-983-00F | Black | 10m |
| 3-983-00F | Black | 30m |
| 0-983-05F | Red | 10m |

25MM² CROSS SECTION

| CONDUCTOR | CURRENT RATING | OUTSIDE Ø |
|-----------|----------------|-----------|
| 37/0.90mm | 170A | 9.7mm |

| PART NO. | DESCRIPTION | REEL LENGTH |
|-----------|-------------|-------------|
| 0-981-00F | Black | 10m |
| 0-981-05F | Red | 10m |

95MM² CROSS SECTION


| CONDUCTOR | CURRENT RATING | OUTSIDE Ø |
|------------|----------------|-----------|
| 684/0.40mm | 500A | 17.9mm |

| PART NO. | DESCRIPTION | REEL LENGTH |
|-----------|-------------|-------------|
| 0-990-00F | Black | 10m |
| 0-990-05F | Red | 10m |

40MM² CROSS SECTION

| CONDUCTOR | CURRENT RATING | OUTSIDE Ø |
|-----------|----------------|-----------|
| 61/0.90mm | 300A | 11.8mm |

| PART NO. | DESCRIPTION | REEL LENGTH |
|-----------|-------------|-------------|
| 0-982-00F | Black | 10m |
| 3-982-00F | Black | 30m |
| 0-982-05F | Red | 10m |
| 3-982-05F | Red | 30m |



DOUBLE INSULATED BATTERY / WELDING CABLE

- Double Ethylenepropylene rubber sheathed
- High temperature PETP tape separator
- Copper core
- BS638 part 4 1996

35MM² CROSS SECTION

| CONDUCTOR | CURRENT RATING | OUTSIDE Ø |
|-------------|----------------|-----------|
| 1107/0.20mm | 290A | 12.4mm |

| PART NO. | DESCRIPTION | REEL LENGTH |
|----------|-------------|-------------|
| 0-984-00 | Black | 10m |
| 0-984-05 | Orange | 10m |

70MM² CROSS SECTION

| CONDUCTOR | CURRENT RATING | OUTSIDE Ø |
|-------------|----------------|-----------|
| 2214/0.20mm | 460A | 16.3mm |

| PART NO. | DESCRIPTION | REEL LENGTH |
|----------|-------------|-------------|
| 0-985-00 | Black | 10m |
| 0-985-05 | Orange | 10m |

SPECIAL CABLE

SPEAKER CABLE - TWIN CORE PVC



2 X 0.38MM² CROSS SECTION

| CONDUCTOR | CURRENT RATING | OUTSIDE Ø | REEL LENGTH |
|-------------|----------------|-----------|-------------|
| 2x12/0.20mm | 2A | 3.6x1.7mm | 100m |

| PART NO. | DESCRIPTION |
|----------|-----------------------|
| 0-954-17 | Black and black/white |

2 X 0.75MM² CROSS SECTION

| CONDUCTOR | CURRENT RATING | OUTSIDE Ø | REEL LENGTH |
|-------------|----------------|-----------|-------------|
| 2x24/0.20mm | 6A | 4.3x2.1mm | 100m |

| PART NO. | DESCRIPTION |
|----------|---------------------|
| 0-954-15 | Black and black/red |

FLEXIBLE MAINS CABLE - 3 CORE BS6500

3 X 1.0MM² CROSS SECTION, PVC INSULATED

| CONDUCTOR | CURRENT RATING | OUTSIDE Ø | REEL LENGTH |
|-----------|----------------|-----------|-------------|
| 32/0.20mm | 10A | 7.6mm | 30m |

| PART NO. | DESCRIPTION |
|----------|---|
| 0-988-00 | Blue, brown, green/yellow, sheathed white PVC |



3 X 1.5MM² CROSS SECTION, PVC INSULATED

| CONDUCTOR | CURRENT RATING | OUTSIDE Ø | REEL LENGTH |
|-----------|----------------|-----------|-------------|
| 30/0.25mm | 15A | 8.9mm | 30m |

| PART NO. | DESCRIPTION |
|----------|---|
| 0-989-00 | Blue, brown, green/yellow, sheathed white PVC |

3 X 1.0MM² CROSS SECTION, TRS INSULATED

| CONDUCTOR | CURRENT RATING | OUTSIDE Ø | REEL LENGTH |
|-----------|----------------|-----------|-------------|
| 32/0.20mm | 10A | 6.5mm | 30m |

| PART NO. | DESCRIPTION |
|----------|--|
| 0-986-10 | Blue, brown, green/yellow, sheathed black rubber |

TRS = Tough Rubber Sheathed.

IGNITION CABLE BS6862

SILICON SHEATHED, SILICON INSULATED SUPPRESSED CARBON

| REEL LENGTH |
|-------------|
| 30m |

| PART NO. | DESCRIPTION |
|----------|--------------|
| 0-961-57 | Black, Ø 7mm |
| 0-961-58 | Black, Ø 8mm |



1.5MM² PVC SHEATHED COPPER, PVC INSULATED

| CONDUCTOR | OUTSIDE Ø | REEL LENGTH |
|-----------|-----------|-------------|
| 21/0.30mm | 7mm | 30m |

| PART NO. | DESCRIPTION | PART NO. | DESCRIPTION |
|----------|-------------|----------|-------------|
| 0-961-01 | Black | 0-961-05 | Red |

SIAMESE BATTERY CABLE

50M COIL SIAMESE BATTERY CABLE

- Highly flexible
- Double-insulated & Dual-core
- Class 6 copper conductors
- Figure of 8 configuration
- Suitable for indoor, outdoor, wet and dry locations
- Suitable for battery powered equipment and motorised vehicles
- Red and black insulation with transparent PVC outer-sheath
- Nominal overall dimensions 9.1 x 20.0mm



| PART NO. | DESCRIPTION | QTY |
|----------|-------------------------------------|-----|
| 0-975-35 | 190A 2 x 35mm ² 50m coil | 1 |

 Build your own cable with alternative connectors, subject to MOQ.

POWER CABLE

170A POWER CABLE

- 12/24V
- 4m maximum working length
- Rated at 170A
- With 2 high current connectors
- 2 x 25mm² black cables

| PART NO. | DESCRIPTION | QTY |
|----------|-----------------------------------|-----|
| 4-204-06 | 1.5m cable | 1 |
| 4-204-03 | 2m cable | 1 |
| 4-204-07 | 2m cable (2 x 35mm ²) | 1 |

| PART NO. | DESCRIPTION | QTY |
|----------|-------------|-----|
| 4-204-05 | 3m cable | 1 |
| 4-204-09 | 4m cable | 1 |



175A RETRACTABLE TWISTED PAIR POWER CABLE

- 12/24V
- 3m maximum working length
- 2 x 35mm² & 1 x red & 1 x black twisted pair power cable
- Rated at 175A

| PART NO. | DESCRIPTION | QTY |
|----------|-----------------------------------|-----|
| 0-733-35 | With plain ends | 1 |
| 0-733-36 | With grey high current connectors | 1 |
| 0-733-37 | With red high current connectors | 1 |



130A RETRACTABLE TWISTED PAIR POWER CABLE

- 12/24V
- 3m maximum working length
- 2 x 25mm² & 1 x red & 1 x black twisted pair power cable
- Rated at 130A

| PART NO. | DESCRIPTION | QTY |
|----------|-----------------------------------|-----|
| 0-733-25 | With plain ends | 1 |
| 0-733-26 | With grey high current connectors | 1 |
| 0-733-27 | With red high current connectors | 1 |



CABLE & WIRING ACCESSORIES CONNECTORS & TERMINALS HIGH CURRENT CONNECTORS

80A RETRACTABLE POWER CABLE



- 12/24V
- 3m maximum working length
- 2 x red 6mm² & 2 x 6mm², insulated black sheath cable
- Rated at 80A

| PART NO. | DESCRIPTION | QTY |
|----------|--|-----|
| 0-732-00 | With red aftermarket high current connectors | 1 |
| 0-714-03 | With plain ends | 1 |

80A RETRACTABLE POWER CABLE



- 12/24V
- 3m maximum working length
- 4 x 6mm², 2 x red & 2 x black, insulated core
- Rated at 80A

| PART NO. | DESCRIPTION | QTY |
|----------|-----------------------------------|-----|
| 0-732-01 | With grey high current connectors | 1 |

ELECTRIC VEHICLE POWER CABLES

SINGLE PHASE EV TYPE 2 EXTENSION CABLE



EV only product



- 5 metre Type 2 extension cable
- Single Phase 110-230VAC
- Protected to IP54
- UKCA, CE, RoHS Approved. IEC62196-1 2014, EC62196-2 2017

| PART NO. | DESCRIPTION | QTY |
|----------|------------------|-----|
| 0-731-16 | 16A single phase | 1 |
| 0-731-32 | 32A single phase | 1 |

THREE PHASE EV TYPE 2 EXTENSION CABLE



EV only product



- 5 metre Type 2 extension cable
- Three Phase 480VAC
- Protected to IP54
- UKCA, CE, RoHS Approved. IEC62196-1 2014, EC62196-2 2017

| PART NO. | DESCRIPTION | QTY |
|----------|-----------------|-----|
| 0-731-17 | 16A three phase | 1 |
| 0-731-33 | 32A three phase | 1 |



DURITE PRODUCTS CAN BE USED ON ELECTRIC VEHICLES (EV)

Durite products are of the highest quality, making them perfect for your Electric Vehicles.



Top picks for EVs

CONNECTORS

HIGH CURRENT CONNECTORS

1 These connectors are "genderless" and are connected to each other by inverting one connector. The contacts are self-wiping.

2 POLE CONNECTORS

HIGH CURRENT CONNECTORS

Available in larger quantities.



| DESCRIPTION | GREY | | RED | |
|-------------|----------|----------|----------|----------|
| | QTY 1 | QTY 100 | QTY 1 | QTY 100 |
| Rated 50A | 0-431-05 | 3-431-05 | 0-432-05 | 3-432-05 |
| Rated 120A | 0-431-20 | - | 0-432-20 | - |
| Rated 175A | 0-431-75 | 3-431-75 | 0-432-75 | 3-432-75 |
| Rated 350A | 0-431-35 | | 0-432-35 | - |

AFTERMARKET HIGH CURRENT CONNECTORS



| DESCRIPTION | GREY | | RED | |
|------------------------------|----------|----------|----------|----------|
| | QTY 1 | QTY 100 | QTY 1 | QTY 100 |
| Rated 50A 35mm ² | 5-431-45 | 0-431-45 | 5-432-45 | 0-432-45 |
| Rated 175A 50mm ² | 5-431-55 | 0-431-55 | 5-432-55 | 0-432-55 |

CONNECTOR ACCESSORIES

POLYCARBONATE HANDLE

Polycarbonate handle.

Item shown 0-431-99.



| PART NO. | DESCRIPTION | QTY |
|----------|---|-----|
| 0-431-98 | Red for 0-431-05, 0-431-20 & 0-431-20, 0-432-05 | 1 |
| 0-431-99 | Grey for 0-431-75, 0-431-35 | 1 |
| 0-432-99 | Red for 0-432-75, 0-432-35 | 1 |

MOULDED PVC PROTECTIVE COVER

Moulded PVC protective cover for cable/connector.



| PART NO. | DESCRIPTION | QTY |
|----------|--------------------|-----|
| 0-431-85 | For 50A connector | 1 |
| 0-431-87 | For 175A connector | 1 |
| 0-431-83 | For 350A connector | 1 |

Item shown 0-431-87.

CONNECTOR PROTECTIVE COVER

Connector Protective cover.



| PART NO. | DESCRIPTION | QTY |
|----------|--------------------|-----|
| 0-431-95 | For 50A connector | 1 |
| 0-431-97 | For 175A connector | 1 |
| 0-431-93 | For 350A connector | 1 |

Item shown 0-431-97.

2 3 These connectors can be ganged together, are 'genderless' and are connected to each other by inverting one connector. The contacts are self-wiping

1 & 2 POLE CONNECTORS

30A GENDERLESS CONNECTORS


2 Polycarbonate housing with silver plated solid copper terminals.



| PART NO. | DESCRIPTION | QTY |
|----------|-------------|-----|
| 0-014-01 | Black | 10 |
| 0-014-05 | Red | 10 |

75A GENDERLESS CONNECTORS

3 Polycarbonate housing with silver plated solid copper terminals.



| PART NO. | DESCRIPTION | QTY |
|----------|-------------|-----|
| 0-014-51 | Black | 2 |
| 0-014-55 | Red | 2 |

BRASS BODY CONNECTOR

BRASS BODY CONNECTOR



With four grub screws and heat shrinkable, polyolefin sleeving

| PART NO. | DESCRIPTION | QTY |
|----------|-----------------------------------|-----|
| 0-466-00 | For cable up to 25mm ² | 10 |
| 0-466-01 | For cable up to 40mm ² | 10 |

HEAVY-DUTY BUTT SPLICE CONNECTORS

TIN PLATED BUTT SPLICE CONNECTORS



- Durite's Heavy-Duty Butt Splice Connectors are used to connect or splice two wires to lengthen, change or repair an electrical circuit
- Suitable for Automotive, Marine, Commercial and Industrial Applications
- Made from Tin Plated Copper

| PART NO. | CABLE CSA | QTY | PART NO. | CABLE CSA | QTY |
|----------|-------------------|-----|----------|-------------------|-----|
| 0-008-20 | 10mm ² | 10 | 0-008-60 | 50mm ² | 10 |
| 0-008-30 | 16mm ² | 10 | 0-008-70 | 70mm ² | 10 |
| 0-008-40 | 25mm ² | 10 | 0-008-80 | 95mm ² | 10 |
| 0-008-50 | 35mm ² | 10 | | | |

LOOKING FOR?
Crimping tools see page 289.

CSA= Cross Sectional Area.

TERMINALS

CABLE SOCKETS

TIN PLATED CABLE SOCKETS

- Tinned solid copper cable sockets
- Select cable diameter & stud size from the table below **CSA= Cross Sectional Area.**

| | QTY | CABLE Ø | CABLE CSA | STUD SIZE 5MM | STUD SIZE 6MM | STUD SIZE 8MM | STUD SIZE 10MM | STUD SIZE 12MM | STUD SIZE 14MM | STUD SIZE 16MM |
|--|-----|---------|-------------------|---------------|---------------|---------------|----------------|----------------|----------------|----------------|
| | 10 | 4.40mm | 10mm ² | 0-008-21 | 0-008-22 | 0-008-23 | 0-008-24 | 0-008-25 | - | - |
| | 100 | 4.40mm | 10mm ² | 3-008-21 | 3-008-22 | 3-008-23 | 3-008-24 | 3-008-25 | - | - |
| | 10 | 5.60mm | 16mm ² | - | 0-008-32 | 0-008-33 | 0-008-34 | 0-008-35 | - | - |
| | 100 | 5.60mm | 16mm ² | - | 3-008-32 | 3-008-33 | 3-008-34 | 3-008-35 | - | - |
| | 10 | 7.00mm | 25mm ² | - | 0-008-42 | 0-008-43 | 0-008-44 | 0-008-45 | - | - |
| | 100 | 7.00mm | 25mm ² | - | 3-008-42 | 3-008-43 | 3-008-44 | 3-008-45 | - | - |
| | 10 | 8.20mm | 35mm ² | - | 0-008-52 | 0-008-53 | 0-008-54 | 0-008-55 | - | - |
| | 100 | 8.20mm | 35mm ² | - | 3-008-52 | 3-008-53 | 3-008-54 | 3-008-55 | - | - |
| | 10 | 9.50mm | 50mm ² | - | 0-008-62 | 0-008-63 | 0-008-64 | 0-008-65 | 0-008-66 | - |
| | 100 | 9.50mm | 50mm ² | - | 3-008-62 | 3-008-63 | 3-008-64 | 3-008-65 | - | - |
| | 10 | 11.50mm | 70mm ² | - | - | 0-008-73 | 0-008-74 | 0-008-75 | 0-008-76 | 0-008-77 |
| | 100 | 11.50mm | 70mm ² | - | - | 3-008-73 | 3-008-74 | 3-008-75 | - | - |
| | 10 | 13.50mm | 95mm ² | - | - | - | 0-008-84 | 0-008-85 | 0-008-86 | 0-008-87 |

CABLE & WIRING ACCESSORIES CONNECTORS & TERMINALS BATTERY TERMINALS

BATTERY TERMINALS

DRILLED 7.5MM FOR 25MM² CABLE



- Hot stamped brass S.M.M.T battery terminals for longevity

| PART NO. | DESCRIPTION | QTY |
|----------|-------------|-----|
| 1-020-01 | Positive | 10 |
| 1-020-10 | Positive | 100 |
| 2-020-01 | Negative | 10 |
| 2-020-10 | Negative | 100 |

DRILLED 9.5MM FOR 40MM² CABLE



- Hot stamped brass S.M.M.T battery terminals for longevity

| PART NO. | DESCRIPTION | QTY |
|----------|-------------|-----|
| 1-155-01 | Positive | 10 |
| 2-155-10 | Negative | 100 |
| 2-155-01 | Negative | 10 |

DRILLED 11.1MM FOR 60MM² CABLE



- Hot stamped brass S.M.M.T battery terminals for longevity

| PART NO. | DESCRIPTION | QTY |
|----------|-------------|-----|
| 1-388-01 | Positive | 10 |
| 2-388-10 | Negative | 100 |
| 2-388-01 | Negative | 10 |

DRILLED 14.3MM FOR XL CABLE



- Heavy-duty terminals

| PART NO. | DESCRIPTION | QTY |
|----------|-------------|-----|
| 1-224-01 | Positive | 10 |
| 2-224-01 | Negative | 10 |

DRILLED 8.9MM



- For 37/0.90mm 25mm² and 61/0.90mm 40mm² cable

| PART NO. | DESCRIPTION | QTY |
|----------|-------------|-----|
| 1-018-01 | Positive | 10 |
| 1-018-10 | Positive | 100 |
| 5-018-01 | Positive | 1 |
| 2-018-01 | Negative | 10 |
| 2-018-10 | Negative | 100 |
| 6-018-01 | Negative | 1 |

DRILLED 11.1MM



- For 61/1.13mm. 60mm² cable

| PART NO. | DESCRIPTION | QTY |
|----------|-------------|-----|
| 1-558-01 | Positive | 10 |
| 1-558-10 | Positive | 100 |
| 5-558-01 | Positive | 1 |
| 2-558-01 | Negative | 10 |
| 2-558-10 | Negative | 100 |
| 6-558-01 | Negative | 1 |

DRILLED 14.3MM FOR XL CABLE

- Heavy-duty terminals

| PART NO. | DESCRIPTION | QTY |
|----------|-------------|-----|
| 2-559-01 | Negative | 10 |
| 2-559-10 | Negative | 100 |
| 6-559-01 | Negative | 1 |

| PART NO. | DESCRIPTION | QTY |
|----------|-------------|-----|
| 1-559-01 | Positive | 10 |
| 1-559-10 | Positive | 100 |
| 5-559-01 | Positive | 1 |



STUD BATTERY TERMINALS

WITH 8MM STUD



- Hot stamped brass S.M.M.T battery terminals for longevity

| PART NO. | DESCRIPTION | QTY |
|----------|-------------|-----|
| 1-102-01 | Positive | 10 |
| 1-102-10 | Positive | 100 |
| 5-102-01 | Positive | 1 |
| 2-102-01 | Negative | 10 |
| 2-102-10 | Negative | 100 |
| 6-102-01 | Negative | 1 |

WITH 10MM STUD



- Hot stamped brass S.M.M.T battery terminals for longevity

| PART NO. | DESCRIPTION | QTY |
|----------|-------------|-----|
| 1-103-01 | Positive | 10 |
| 1-103-10 | Positive | 100 |
| 5-103-01 | Positive | 1 |
| 2-103-01 | Negative | 10 |
| 2-103-10 | Negative | 100 |
| 6-103-01 | Negative | 1 |

LIGHTING TERMINALS



↗ Nut and bolt 0-394-01.

- With vertical 3/8 UNC stud, washer and nut. Same size as AC Delco batteries

| PART NO. | DESCRIPTION | QTY |
|----------|-------------|-----|
| 1-100-04 | Positive | 10 |
| 5-100-04 | Positive | 1 |
| 2-100-04 | Negative | 10 |
| 6-100-04 | Negative | 1 |

- With vertical 5/16 Whitworth stud, spring washer and nut

| PART NO. | DESCRIPTION | QTY |
|----------|-------------|-----|
| 1-100-01 | Positive | 10 |
| 1-100-10 | Positive | 100 |
| 5-100-01 | Positive | 1 |
| 2-100-01 | Negative | 10 |
| 2-100-10 | Negative | 100 |
| 6-100-01 | Negative | 1 |

OTHER BATTERY TERMINALS

SMALL JAPANESE TERMINALS



- Drilled 9.4mm for 266/0.30mm 20mm² and 37/0.90mm 25mm² cable

| PART NO. | DESCRIPTION | QTY |
|----------|-------------|-----|
| 1-017-01 | Positive | 10 |
| 5-017-01 | Positive | 1 |
| 2-017-01 | Negative | 10 |
| 6-017-01 | Negative | 1 |

↗ Non S.M.M.T battery terminals.

QUICK RELEASE TERMINALS



- A practical solution to ordinary battery terminals, by means of a quick release clamp mechanism to easily attach or detach the terminals from a vehicle battery
- These quick release battery terminals are for any vehicle battery cable 20/25mm² to 50mm²
- Made of natural brass
- Pack of 2 (1 positive and 1 negative) or sold individually

| PART NO. | DESCRIPTION | QTY |
|----------|------------------------|-----|
| 0-023-00 | Positive/Negative Pack | 2 |
| 1-023-00 | Positive only - Red | 1 |
| 2-023-00 | Negative only - Blue | 1 |

CABLE & WIRING ACCESSORIES CONNECTORS & TERMINALS BATTERY TERMINALS

FORD TYPE TERMINAL



- Battery terminals for Ford type terminal conversion
- 1 positive and 1 negative


| PART NO. | DESCRIPTION | QTY |
|----------|-------------|------|
| 0-022-00 | Ford type | pair |

DISCONNECT TYPE TERMINAL



- Green with plastic tightening wheel without fuse holder
- Ideal battery isolator or anti-theft device

| PART NO. | DESCRIPTION | QTY |
|----------|-----------------|-----|
| 2-021-00 | Disconnect type | 1 |



- With bridging fuse holder for radio memory, alarm and clock feeds, and Ford type battery terminal conversion

| PART NO. | DESCRIPTION | QTY |
|----------|-----------------|-----|
| 2-021-50 | Disconnect type | 1 |

BATTERY TERMINAL ACCESSORIES

MOULDED NATURAL RUBBER BATTERY TERMINAL COVERS

- To fit all side entry battery terminals

| PART NO. | SIZE | QTY |
|----------|-------|-----|
| 1-558-99 | Red | 10 |
| 5-558-99 | Red | 1 |
| 2-558-99 | Black | 10 |
| 6-558-99 | Black | 1 |

- To fit all standard lighting terminals

| PART NO. | SIZE | QTY |
|----------|-------|-----|
| 1-100-99 | Red | 10 |
| 5-100-99 | Red | 1 |
| 2-100-99 | Black | 10 |
| 6-100-99 | Black | 1 |



ANTI-CORROSIVE COMPOUND

- An anti-corrosive compound which kills corrosion and inhibits deterioration of terminals and metal parts on or near lead acid batteries

| PART NO. | DESCRIPTION | QTY |
|----------|--------------|-----|
| 0-139-99 | Anti-corrode | 1 |



LOOKING FOR ASSORTED PRE-INSULATED TERMINAL KIT? *See page 209*




PRE-INSULATED TERMINALS

Terminals are solid copper or solid brass and have copper insulation support sleeve.

RING TERMINALS

COPPER

Suitable for cables
0.5mm² - 1.5mm²
9 - 21/0.30mm



| PART NO. | SIZE | QTY |
|----------|------------|------|
| 0-001-01 | 3.7mm ring | 50 |
| 2-001-01 | 3.7mm ring | 100 |
| 3-001-01 | 3.7mm ring | 1000 |
| 0-001-02 | 5.3mm ring | 50 |
| 2-001-02 | 5.3mm ring | 100 |
| 3-001-02 | 5.3mm ring | 1000 |
| 0-001-20 | 6.4mm ring | 50 |
| 2-001-20 | 6.4mm ring | 100 |
| 3-001-20 | 6.4mm ring | 1000 |
| 0-001-48 | 8.4mm ring | 50 |
| 2-001-48 | 8.4mm ring | 100 |
| 3-001-48 | 8.4mm ring | 1000 |

Suitable for cables
1.5mm² - 2.5mm²
21 - 35/0.30mm



| PART NO. | SIZE | QTY |
|----------|------------|------|
| 0-001-05 | 3.7mm ring | 50 |
| 2-001-05 | 3.7mm ring | 100 |
| 3-001-05 | 3.7mm ring | 1000 |
| 0-001-06 | 5.3mm ring | 50 |
| 2-001-06 | 5.3mm ring | 100 |
| 3-001-06 | 5.3mm ring | 1000 |
| 0-001-21 | 6.4mm ring | 50 |
| 2-001-21 | 6.4mm ring | 100 |
| 3-001-21 | 6.4mm ring | 1000 |
| 0-001-45 | 8.4mm ring | 50 |
| 2-001-45 | 8.4mm ring | 100 |
| 3-001-45 | 8.4mm ring | 1000 |

Suitable for cables
3.0mm² - 6.0mm²
44 - 84/0.30mm



| PART NO. | SIZE | QTY |
|----------|-------------|------|
| 0-001-23 | 5.3mm ring | 50 |
| 2-001-23 | 5.3mm ring | 100 |
| 3-001-23 | 5.3mm ring | 1000 |
| 0-001-22 | 6.4mm ring | 50 |
| 2-001-22 | 6.4mm ring | 100 |
| 3-001-22 | 6.4mm ring | 1000 |
| 0-001-12 | 8.4mm ring | 50 |
| 2-001-12 | 8.4mm ring | 100 |
| 3-001-12 | 8.4mm ring | 1000 |
| 0-001-25 | 10.5mm ring | 50 |
| 2-001-25 | 10.5mm ring | 100 |
| 3-001-25 | 10.5mm ring | 1000 |
| 0-001-39 | 13mm ring | 50 |
| 2-001-39 | 13mm ring | 100 |
| 3-001-39 | 13mm ring | 1000 |

RING TERMINALS HEATSHRINK

COPPER

Suitable for cables
0.5mm² - 1.5mm²
9 - 21/0.30mm



| PART NO. | SIZE | QTY |
|----------|------------|-----|
| 0-001-65 | 4.3mm ring | 25 |
| 2-001-65 | 4.3mm ring | 100 |
| 0-001-68 | 5.3mm ring | 25 |
| 2-001-68 | 5.3mm ring | 100 |
| 0-001-71 | 6.4mm ring | 25 |
| 2-001-71 | 6.4mm ring | 100 |

Suitable for cables
1.5mm² - 2.5mm²
21 - 35/0.30mm



| PART NO. | SIZE | QTY |
|----------|------------|-----|
| 0-001-66 | 4.3mm ring | 25 |
| 2-001-66 | 4.3mm ring | 100 |
| 0-001-69 | 5.3mm ring | 25 |
| 2-001-69 | 5.3mm ring | 100 |
| 0-001-72 | 6.4mm ring | 25 |
| 2-001-72 | 6.4mm ring | 100 |

Suitable for cables
4.0mm² - 6.0mm²
56-84/0.30mm



| PART NO. | SIZE | QTY |
|----------|------------|-----|
| 0-001-67 | 4.3mm ring | 25 |
| 2-001-67 | 4.3mm ring | 100 |
| 0-001-70 | 5.3mm ring | 25 |
| 2-001-70 | 5.3mm ring | 100 |
| 0-001-73 | 6.4mm ring | 25 |
| 2-001-73 | 6.4mm ring | 100 |

CABLE & WIRING ACCESSORIES CONNECTORS & TERMINALS PRE-INSULATED TERMINALS

FORK TERMINALS

COPPER

Suitable for cables
0.5mm² - 1.5mm²
9 - 21/0.30mm



| PART NO. | SIZE | QTY |
|----------|------------|------|
| 0-001-03 | 3.7mm ring | 50 |
| 2-001-03 | 3.7mm ring | 100 |
| 3-001-03 | 3.7mm ring | 1000 |
| 0-001-04 | 5.3mm ring | 50 |
| 2-001-04 | 5.3mm ring | 100 |
| 3-001-04 | 5.3mm ring | 1000 |

Suitable for cables
1.5mm² - 2.5mm²
21 - 35/0.30mm



| PART NO. | SIZE | QTY |
|----------|------------|------|
| 0-001-07 | 3.7mm ring | 50 |
| 2-001-07 | 3.7mm ring | 100 |
| 3-001-07 | 3.7mm ring | 1000 |
| 0-001-08 | 5.3mm ring | 50 |
| 2-001-08 | 5.3mm ring | 100 |
| 3-001-08 | 5.3mm ring | 1000 |

LOOKING FOR?
Crimping tools
See page 289-291.

BLADE TERMINALS

BRASS

Suitable for cables
0.5mm² - 1.5mm²
9 - 21/0.30mm



| PART NO. | SIZE | QTY |
|----------|-------------|------|
| 0-001-26 | 6.3mm blade | 50 |
| 2-001-26 | 6.3mm blade | 100 |
| 3-001-26 | 6.3mm blade | 1000 |

Suitable for cables
1.5mm² - 2.5mm²
21 - 35/0.30mm



| PART NO. | SIZE | QTY |
|----------|-------------|------|
| 0-001-13 | 6.3mm blade | 50 |
| 2-001-13 | 6.3mm blade | 100 |
| 3-001-13 | 6.3mm blade | 1000 |

Suitable for cables
3.0mm² - 6.0mm²
44 - 84/0.30mm



| PART NO. | SIZE | QTY |
|----------|-------------|------|
| 0-001-28 | 6.3mm blade | 50 |
| 2-001-28 | 6.3mm blade | 100 |
| 3-001-28 | 6.3mm blade | 1000 |

MALE SPADE TERMINALS HEATSHRINK

BRASS

Suitable for cables
0.5mm² - 1.5mm²
9 - 21/0.30mm



| PART NO. | SIZE | QTY |
|----------|------------------|-----|
| 0-001-62 | 6.3mm male spade | 25 |
| 2-001-62 | 6.3mm male spade | 100 |

Suitable for cables
1.5mm² - 2.5mm²
21 - 35/0.30mm



| PART NO. | SIZE | QTY |
|----------|------------------|-----|
| 0-001-63 | 6.3mm male spade | 25 |
| 2-001-63 | 6.3mm male spade | 100 |

Suitable for cables
4.0mm² - 6.0mm²
56-84/0.30mm



| PART NO. | SIZE | QTY |
|----------|------------------|-----|
| 0-001-64 | 6.3mm male spade | 25 |
| 2-001-64 | 6.3mm male spade | 100 |

CABLE & WIRING ACCESSORIES CONNECTORS & TERMINALS PRE-INSULATED TERMINALS

PUSH ON TERMINALS

BRASS

Suitable for cables
0.5mm² - 1.5mm²
9 - 21/0.30mm



| PART NO. | SIZE | QTY |
|----------|---------------|------|
| 0-001-30 | 2.8mm push on | 50 |
| 2-001-30 | 2.8mm push on | 100 |
| 3-001-30 | 2.8mm push on | 1000 |
| 0-001-34 | 4.8mm push on | 50 |
| 2-001-34 | 4.8mm push on | 100 |
| 3-001-34 | 4.8mm push on | 1000 |
| 0-001-09 | 6.3mm push on | 50 |
| 2-001-09 | 6.3mm push on | 100 |
| 3-001-09 | 6.3mm push on | 1000 |

Suitable for cables
1.5mm² - 2.5mm²
21 - 35/0.30mm



| PART NO. | SIZE | QTY |
|----------|---------------|------|
| 0-001-29 | 4.8mm push on | 50 |
| 2-001-29 | 4.8mm push on | 100 |
| 3-001-29 | 4.8mm push on | 1000 |
| 0-001-17 | 6.3mm push on | 50 |
| 2-001-17 | 6.3mm push on | 100 |
| 3-001-17 | 6.3mm push on | 1000 |
| 0-001-40 | 8.0mm push on | 50 |
| 2-001-40 | 8.0mm push on | 100 |
| 3-001-40 | 8.0mm push on | 1000 |

Suitable for cables
3.0mm² - 6.0mm²
44 - 84/0.30mm



| PART NO. | SIZE | QTY |
|----------|---------------|------|
| 0-001-18 | 6.3mm push on | 50 |
| 2-001-18 | 6.3mm push on | 100 |
| 3-001-18 | 6.3mm push on | 1000 |
| 0-001-19 | 9.5mm push on | 50 |
| 2-001-19 | 9.5mm push on | 100 |
| 3-001-19 | 9.5mm push on | 1000 |

FEMALE SPADE TERMINAL HEATSHRINK

BRASS

Suitable for cables
0.5mm² - 1.5mm²
9 - 21/0.30mm



| PART NO. | SIZE | QTY |
|----------|--------------------|-----|
| 0-001-59 | 6.3mm female spade | 25 |
| 2-001-59 | 6.3mm female spade | 100 |

Suitable for cables
1.5mm² - 2.5mm²
21 - 35/0.30mm



| PART NO. | SIZE | QTY |
|----------|--------------------|-----|
| 0-001-60 | 6.3mm female spade | 25 |
| 2-001-60 | 6.3mm female spade | 100 |

Suitable for cables
3.0mm² - 6.0mm²
56-84/0.30mm



| PART NO. | SIZE | QTY |
|----------|--------------------|-----|
| 0-001-61 | 6.3mm female spade | 25 |
| 2-001-61 | 6.3mm female spade | 100 |

INSULATED PUSH ON TERMINALS

BRASS

Suitable for cables
0.5mm² - 1.5mm²
9 - 21/0.30mm



| PART NO. | SIZE | QTY |
|----------|---------------|------|
| 0-001-52 | 4.8mm push on | 50 |
| 2-001-52 | 4.8mm push on | 100 |
| 3-001-52 | 4.8mm push on | 1000 |
| 0-001-41 | 6.3mm push on | 50 |
| 2-001-41 | 6.3mm push on | 100 |
| 3-001-41 | 6.3mm push on | 1000 |

Suitable for cables
1.5mm² - 2.5mm²
21 - 35/0.30mm



| PART NO. | SIZE | QTY |
|----------|---------------|------|
| 0-001-27 | 6.3mm push on | 50 |
| 2-001-27 | 6.3mm push on | 100 |
| 3-001-27 | 6.3mm push on | 1000 |

Suitable for cables
3.0mm² - 6.0mm²
44 - 84/0.30mm



| PART NO. | SIZE | QTY |
|----------|---------------|------|
| 0-001-46 | 6.3mm push on | 50 |
| 2-001-46 | 6.3mm push on | 100 |
| 3-001-46 | 6.3mm push on | 1000 |
| 0-001-47 | 9.5mm push on | 50 |
| 2-001-47 | 9.5mm push on | 100 |
| 3-001-47 | 9.5mm push on | 1000 |

CABLE & WIRING ACCESSORIES CONNECTORS & TERMINALS PRE-INSULATED TERMINALS

PIGGY BACK TERMINALS

BRASS

Suitable for cables
0.5mm² - 1.5mm²
9 - 21/0.30mm



| PART NO. | SIZE | QTY |
|----------|------------------|------|
| 0-001-33 | 6.3mm piggy back | 50 |
| 2-001-33 | 6.3mm piggy back | 100 |
| 3-001-33 | 6.3mm piggy back | 1000 |

Suitable for cables
1.5mm² - 2.5mm²
21 - 35/0.30mm



| PART NO. | SIZE | QTY |
|----------|------------------|------|
| 0-001-15 | 6.3mm piggy back | 50 |
| 2-001-15 | 6.3mm piggy back | 100 |
| 3-001-15 | 6.3mm piggy back | 1000 |

NIPPLE TERMINALS

BRASS

Suitable for cables
0.5mm² - 1.5mm²
9 - 21/0.30mm



| PART NO. | SIZE | QTY |
|----------|--------------|------|
| 0-001-36 | 4.0mm nipple | 50 |
| 2-001-36 | 4.0mm nipple | 100 |
| 3-001-36 | 4.0mm nipple | 1000 |

Suitable for cables
1.5mm² - 2.5mm²
21 - 35/0.30mm



| PART NO. | SIZE | QTY |
|----------|--------------|------|
| 0-001-32 | 5.0mm nipple | 50 |
| 2-001-32 | 5.0mm nipple | 100 |
| 3-001-32 | 5.0mm nipple | 1000 |

Suitable for cables
3.0mm² - 6.0mm²
44 - 84/0.30mm



| PART NO. | SIZE | QTY |
|----------|--------------|------|
| 0-001-37 | 5.0mm nipple | 50 |
| 2-001-37 | 5.0mm nipple | 100 |
| 3-001-37 | 5.0mm nipple | 1000 |

NIPPLE TERMINALS HEATSHRINK

BRASS

Suitable for cables
0.5mm² - 1.5mm²
9 - 21/0.30mm



| PART NO. | SIZE | QTY |
|----------|--------------|-----|
| 0-001-56 | 4.0mm nipple | 25 |
| 2-001-56 | 4.0mm nipple | 100 |

Suitable for cables
1.5mm² - 2.5mm²
21 - 35/0.30mm



| PART NO. | SIZE | QTY |
|----------|--------------|-----|
| 0-001-57 | 5.0mm nipple | 25 |
| 2-001-57 | 5.0mm nipple | 100 |

Suitable for cables
4.0mm² - 6.0mm²
56-84/0.30mm



| PART NO. | SIZE | QTY |
|----------|--------------|-----|
| 0-001-58 | 5.0mm nipple | 25 |
| 2-001-58 | 5.0mm nipple | 100 |

CABLE & WIRING ACCESSORIES CONNECTORS & TERMINALS PRE-INSULATED TERMINALS

PIN TERMINALS

COPPER

Suitable for cables
0.5mm² - 1.5mm²
9 - 21/0.30mm



| PART NO. | SIZE | QTY |
|----------|-----------|------|
| 0-001-42 | 1.9mm pin | 50 |
| 2-001-42 | 1.9mm pin | 100 |
| 3-001-42 | 1.9mm pin | 1000 |

Suitable for cables
1.5mm² - 2.5mm²
21 - 35/0.30mm



| PART NO. | SIZE | QTY |
|----------|-----------|------|
| 0-001-43 | 1.9mm pin | 50 |
| 2-001-43 | 1.9mm pin | 100 |
| 3-001-43 | 1.9mm pin | 1000 |

Suitable for cables
3.0mm² - 6.0mm²
44 - 84/0.30mm



| PART NO. | SIZE | QTY |
|----------|-----------|------|
| 0-001-44 | 2.9mm pin | 50 |
| 2-001-44 | 2.9mm pin | 100 |
| 3-001-44 | 2.9mm pin | 1000 |

NIPPLE RECEPTACLES

BRASS

Suitable for cables
0.5mm² - 1.5mm²
9 - 21/0.30mm



| PART NO. | SIZE | QTY |
|----------|------------------|------|
| 0-001-35 | 4.0mm receptacle | 50 |
| 2-001-35 | 4.0mm receptacle | 100 |
| 3-001-35 | 4.0mm receptacle | 1000 |

Suitable for cables
1.5mm² - 2.5mm²
21 - 35/0.30mm



| PART NO. | SIZE | QTY |
|----------|------------------|------|
| 0-001-31 | 5.0mm receptacle | 50 |
| 2-001-31 | 5.0mm receptacle | 100 |
| 3-001-31 | 5.0mm receptacle | 1000 |

Suitable for cables
3.0mm² - 6.0mm²
44 - 84/0.30mm



| PART NO. | SIZE | QTY |
|----------|------------------|------|
| 0-001-38 | 5.0mm receptacle | 50 |
| 2-001-38 | 5.0mm receptacle | 100 |
| 3-001-38 | 5.0mm receptacle | 1000 |

NIPPLE RECEPTACLES HEATSHRINK

BRASS

Suitable for cables
0.5mm² - 1.5mm²
9 - 21/0.30mm



| PART NO. | SIZE | QTY |
|----------|------------------|-----|
| 0-001-53 | 4.0mm receptacle | 25 |
| 2-001-53 | 4.0mm receptacle | 100 |

Suitable for cables
1.5mm² - 2.5mm²
21 - 35/0.30mm



| PART NO. | SIZE | QTY |
|----------|------------------|-----|
| 0-001-54 | 5.0mm receptacle | 25 |
| 2-001-54 | 5.0mm receptacle | 100 |

Suitable for cables
4.0mm² - 6.0mm²
56-84/0.30mm



| PART NO. | SIZE | QTY |
|----------|------------------|-----|
| 0-001-55 | 5.0mm receptacle | 25 |
| 2-001-55 | 5.0mm receptacle | 100 |

CABLE & WIRING ACCESSORIES CONNECTORS & TERMINALS PRE-INSULATED TERMINALS

BUTT CONNECTORS

COPPER

Suitable for cables
0.5mm² - 1.5mm²
9 - 21/0.30mm



| PART NO. | QTY |
|----------|------|
| 0-001-10 | 50 |
| 2-001-10 | 100 |
| 3-001-10 | 1000 |

Suitable for cables
1.5mm² - 2.5mm²
21 - 35/0.30mm



| PART NO. | QTY |
|----------|------|
| 0-001-11 | 50 |
| 2-001-11 | 100 |
| 3-001-11 | 1000 |

Suitable for cables
3.0mm² - 6.0mm²
44 - 84/0.30mm



| PART NO. | QTY |
|----------|------|
| 0-001-16 | 50 |
| 2-001-16 | 100 |
| 3-001-16 | 1000 |

BUTT CONNECTORS: ADHESIVE HEAT-SHRINK

COPPER

Suitable for cables
0.5mm² - 1.5mm²
9 - 21/0.30mm



| PART NO. | QTY |
|----------|------|
| 0-001-49 | 25 |
| 2-001-49 | 100 |
| 3-001-49 | 1000 |

Suitable for cables
1.5mm² - 2.5mm²
21 - 35/0.30mm



| PART NO. | QTY |
|----------|------|
| 0-001-50 | 25 |
| 2-001-50 | 100 |
| 3-001-50 | 1000 |

Suitable for cables
3.0mm² - 6.0mm²
44 - 84/0.30mm



| PART NO. | QTY |
|----------|------|
| 0-001-51 | 25 |
| 2-001-51 | 100 |
| 3-001-51 | 1000 |

BUTT CONNECTORS: SOLDER ADHESIVE LINED HEATSHRINK

Suitable for cables
0.2mm² - 0.75mm²



| PART NO. | QTY |
|----------|-----|
| 0-001-90 | 10 |

Suitable for cables
0.6mm² - 2.0mm²



| PART NO. | QTY |
|----------|-----|
| 0-001-91 | 10 |

Suitable for cables
1.8mm² - 2.5mm²



| PART NO. | QTY |
|----------|-----|
| 0-001-92 | 10 |

Suitable for cables
2.4mm² - 4.5mm²



| PART NO. | QTY |
|----------|-----|
| 0-001-93 | 10 |

UNINSULATED TERMINALS

NIPPLE TERMINALS

✂ Use crimp tool 0-004-50.



• Crimp nipple for 0.65mm² cable

| PART NO. | DESCRIPTION | QTY |
|----------|---------------------|-----|
| 0-005-39 | 0.65mm ² | 100 |



• Crimp nipple for 1.00mm² cable

| PART NO. | DESCRIPTION | QTY |
|----------|---------------------|-----|
| 0-005-40 | 1.00mm ² | 100 |

🔍 LOOKING FOR?

Crimp tool see page 289–291.



• Crimp nipple for 2.00mm² cable

| PART NO. | DESCRIPTION | QTY |
|----------|---------------------|-----|
| 0-005-41 | 2.00mm ² | 100 |




• Solder nipple for 3.00mm² cable

| PART NO. | DESCRIPTION | QTY |
|----------|---------------------|-----|
| 0-004-70 | 3.00mm ² | 100 |

NIPPLE TERMINAL CONNECTORS


✂ Use assembly tool 0-004-00 see page 291.

- Single connector



| PART NO. | DESCRIPTION | QTY |
|----------|------------------|-----|
| 0-004-71 | Single connector | 50 |

- Double connector



| PART NO. | DESCRIPTION | QTY |
|----------|------------------|-----|
| 0-004-72 | Double connector | 50 |

ROUND TERMINALS

FEMALE RECEPTACLE

- 2.00mm bulkhead socket for 1.00 - 2.50mm² cable



| PART NO. | DESCRIPTION | QTY |
|----------|-------------|-----|
| 0-005-15 | 2.00mm | 50 |

- 3.00mm bulkhead socket for 1.00 - 2.50mm² cable



| PART NO. | DESCRIPTION | QTY |
|----------|-------------|-----|
| 0-005-14 | 3.00mm | 50 |

- 4.70mm terminal with sleeve for Ford coil



| PART NO. | DESCRIPTION | QTY |
|----------|-------------|-----|
| 0-004-74 | 4.70mm | 50 |

MALE PIN

- 2.00mm bulkhead pin for 1.00 - 2.50mm² cable



| PART NO. | DESCRIPTION | QTY |
|----------|-------------|-----|
| 0-005-11 | 2.00mm | 50 |

- 3.00mm bulkhead pin for 1.00 - 2.50mm² cable



| PART NO. | DESCRIPTION | QTY |
|----------|-------------|-----|
| 0-005-10 | 3.00mm | 50 |

- 4.70mm pin for Ford coil Ø 4.7mm



| PART NO. | DESCRIPTION | QTY |
|----------|---------------------------------|-----|
| 0-005-48 | 1.0 - 2.50mm ² cable | 50 |

BLADE TERMINALS

2.8MM RECEPTACLE

- 2.80mm push-on for 0.50 - 1.00mm² cable

✂ With locking tag.

| PART NO. | QTY |
|----------|-----|
| 0-005-16 | 50 |



4.8MM RECEPTACLE

- 4.80mm push-on for 1.00 - 2.50mm² cable

✂ With locking tag.

| PART NO. | QTY |
|----------|------|
| 0-005-18 | 50 |
| 3-005-18 | 1000 |



CABLE & WIRING ACCESSORIES CONNECTORS & TERMINALS UNINSULATED TERMINALS

6.3MM BLADE

- For 0.65 - 1.00mm² cable

| PART NO. | QTY |
|----------|------|
| 0-011-21 | 50 |
| 3-011-21 | 1000 |

 With locking tag.



- 5.00mm hole

| PART NO. | QTY |
|----------|-----|
| 0-005-28 | 50 |



- For 1.00 - 2.50mm² cable

| PART NO. | QTY |
|----------|------|
| 0-011-22 | 50 |
| 3-011-22 | 1000 |

 With locking tag.



- Double blade 3.70mm hole

| PART NO. | QTY |
|----------|-----|
| 0-005-34 | 50 |



- For 0.50 - 2.00mm² cable

| PART NO. | QTY |
|----------|------|
| 0-005-27 | 50 |
| 3-005-27 | 1000 |



- Blade x 6, 4.1mm holes

| PART NO. | QTY |
|----------|-----|
| 0-005-35 | 50 |



6.3MM RECEPTACLE

- Push-on for 0.65 - 1.00mm² cable

| PART NO. | QTY |
|----------|------|
| 0-011-23 | 50 |
| 3-011-23 | 1000 |

 With locking tag.



- Push-on with high current shoe for 2.50 - 4.00mm² cable

| PART NO. | QTY |
|----------|-----|
| 0-005-29 | 50 |



- Push-on for 1.00 - 2.50mm² cable

| PART NO. | QTY |
|----------|------|
| 0-011-24 | 50 |
| 3-011-24 | 1000 |

 With locking tag.



- Push-on 1.00 - 2.50mm² cable

| PART NO. | QTY |
|----------|-----|
| 0-005-30 | 50 |



- Push-on for 1.00 - 2.50mm² cable

| PART NO. | QTY |
|----------|------|
| 0-005-20 | 50 |
| 3-005-20 | 1000 |



6.3MM ADAPTORS

- Piggy-back push-on for 2.00 - 2.50mm² cable

| PART NO. | QTY |
|----------|-----|
| 0-005-12 | 50 |



- Blade adaptor

| PART NO. | QTY |
|----------|-----|
| 0-005-32 | 50 |



CABLE & WIRING ACCESSORIES CONNECTORS & TERMINALS UNINSULATED TERMINALS

8.0MM RECEPTACLE



- Push-on for 1.50 - 2.50mm² cable

✂ With locking tag.

| PART NO. | QTY |
|----------|-----|
| 0-005-13 | 50 |

9.5MM RECEPTACLE



- Push-on for 4.00 - 6.00mm² cable

| PART NO. | QTY |
|----------|-----|
| 0-005-22 | 50 |



- Push-on for 6.00 - 10.00mm² cable

| PART NO. | QTY |
|----------|-----|
| 0-005-24 | 50 |

✂ With locking tag.

BLADE TERMINAL INSULATORS

4.8MM INSULATOR



- Clear insulator
- 4.8mm

| PART NO. | QTY |
|----------|-----|
| 0-005-19 | 50 |

9.5MM INSULATOR



- Clear insulator
- 9.5mm

| PART NO. | QTY |
|----------|-----|
| 0-005-23 | 25 |

6.3MM INSULATORS



- Clear insulator
- 6.3mm

| PART NO. | QTY |
|----------|-----|
| 0-005-21 | 50 |



- Clear flag insulator
- 6.3mm

| PART NO. | QTY |
|----------|-----|
| 0-005-31 | 50 |



- White post-fit insulator
- 6.3mm

| PART NO. | QTY |
|----------|-----|
| 0-005-26 | 50 |

SOLDER TERMINALS

UNINSULATED RING TERMINALS



| PART NO. | TYPE | CABLE CSA | QTY |
|----------|------------|------------------|-----|
| 0-010-47 | 3.8mm Ring | 6mm ² | 50 |



| PART NO. | TYPE | CABLE CSA | QTY |
|----------|------------|------------------|-----|
| 0-010-41 | 5.0mm Ring | 3mm ² | 50 |



| PART NO. | TYPE | CABLE CSA | QTY |
|----------|------------|--------------------|-----|
| 0-010-51 | 5.3mm Ring | 4.5mm ² | 50 |

CABLE & WIRING ACCESSORIES CONNECTORS & TERMINALS UNINSULATED TERMINALS

UNINSULATED RING TERMINALS

• 10mm²

| PART NO. | TYPE | QTY |
|----------|------------|-----|
| 0-010-54 | 9.5mm Ring | 50 |



| PART NO. | TYPE | QTY |
|----------|------------|-----|
| 0-010-55 | 8.0mm Ring | 50 |



FLAG

✂ MOD 5940.99.400.8491 (0-002-62 only)

| PART NO. | HOLE | CONDUCTOR Ø | QTY |
|----------|--------|-------------|-----|
| 0-002-62 | 9.5mm | 7.9mm | 25 |
| 0-003-53 | 6.35mm | 9.5mm | 25 |
| 4-003-53 | 6.35mm | 9.5mm | 500 |



CRIMP RING TERMINALS

RING

| QTY | HOLE | CONDUCTOR 10MM ² | CONDUCTOR 16MM ² | CONDUCTOR 25MM ² |
|-----|--------|-----------------------------|-----------------------------|-----------------------------|
| 10 | 6mm | 0-010-61 | 0-010-64 | 0-010-67 |
| 100 | 6mm | 3-010-61 | 3-010-64 | 3-010-67 |
| 25 | 7.9mm | - | - | 0-003-52 |
| 10 | 8mm | 0-010-62 | 0-010-65 | 0-010-68 |
| 100 | 8mm | 3-010-62 | 3-010-65 | 3-010-68 |
| 10 | 10mm | 0-010-63 | 0-010-66 | 0-010-69 |
| 25 | 10mm | 0-003-57 | - | - |
| 100 | 10mm | 3-010-63 | 3-010-66 | 3-010-69 |
| 10 | 10.1mm | - | - | - |



INSULATING BOOT



| CABLE ENTRY | TERMINAL Ø | |
|-------------|-------------|-----|
| 6mm | 11mm | |
| PART NO. | DESCRIPTION | QTY |
| 0-003-40 | Black | 25 |



| CABLE ENTRY | TERMINAL Ø | |
|-------------|-------------|-----|
| 8mm | 15mm | |
| PART NO. | DESCRIPTION | QTY |
| 0-003-50 | Black | 25 |
| 3-003-50 | Black | 100 |



| CABLE ENTRY | TERMINAL Ø | |
|-------------|-------------|-----|
| 8x14mm | 21mm | |
| PART NO. | DESCRIPTION | QTY |
| 0-003-60 | Black | 10 |

| CABLE ENTRY | TERMINAL Ø | |
|-------------|-------------|-----|
| 8mm | 17mm | |
| PART NO. | DESCRIPTION | QTY |
| 0-003-70 | Black | 10 |
| 0-003-75 | Red | 10 |



| CABLE ENTRY | TERMINAL Ø | |
|-------------|-------------|-----|
| 13mm | 17mm | |
| PART NO. | DESCRIPTION | QTY |
| 0-003-80 | Black | 10 |
| 0-003-85 | Red | 10 |



SCOTCHLOK™ CONNECTORS



• For 0.65 - 1.5mm² cables

| PART NO. | QTY |
|----------|-----|
| 0-560-04 | 50 |



• For 3.00 - 4.50mm²,
0.65 - 2.00mm²

| PART NO. | QTY |
|----------|-----|
| 0-005-61 | 25 |



• For 1.00 - 2.00mm² cables

| PART NO. | QTY |
|----------|-----|
| 0-560-02 | 50 |

AFTERMARKET CONNECTORS



• For 0.5 - 1.0mm² cables

| PART NO. | QTY |
|----------|-----|
| 0-560-11 | 50 |



• For 4.0 to 6.0mm² cables

| PART NO. | QTY |
|----------|-----|
| 0-560-13 | 25 |



• For 0.75 to 2.5mm² cables

| PART NO. | QTY |
|----------|-----|
| 0-560-12 | 50 |

IGNITION TERMINALS

TERMINALS



| PART NO. | USAGE | QTY |
|----------|-----------------|-----|
| 0-006-03 | Distributor cap | 25 |



| PART NO. | USAGE | QTY |
|----------|-----------------|-----|
| 0-006-13 | Distributor cap | 25 |



| PART NO. | USAGE | QTY |
|----------|------------|-----|
| 0-006-10 | Spark plug | 25 |

✂ Use insulator 0-009-10.

✂ Use insulator 0-009-03.

INSULATORS



| PART NO. | TYPE | USAGE | QTY |
|----------|-----------|-----------------|-----|
| 0-009-11 | Insulator | Distributor cap | 25 |



✂ For 0-006-10.

| PART NO. | TYPE | USAGE | QTY |
|----------|-----------|------------|-----|
| 0-009-03 | Insulator | Spark plug | 25 |



✂ For 0-006-13.

| PART NO. | TYPE | USAGE | QTY |
|----------|-----------|-----------------|-----|
| 0-009-10 | Insulator | Distributor cap | 25 |

MULTIPLE CONNECTORS

ECONOSEAL CONNECTORS

✂ Use crimping tool 0-703-51 for these connectors.

WATERPROOF MALE CONNECTOR

- Supplied with terminals and seal

| PART NO. | TYPE | QTY |
|----------|-------|-----|
| 0-012-42 | 2-way | 1 |
| 0-012-43 | 3-way | 1 |



WATERPROOF FEMALE CONNECTOR

- Supplied with terminals and seal

| PART NO. | TYPE | QTY |
|----------|-------|-----|
| 0-012-52 | 2-way | 1 |
| 0-012-53 | 3-way | 1 |



JUNIOR TIMER CONNECTORS

FEMALE CONNECTOR

- Supplied with cable boot and terminals

✂ Use crimping tool 0-703-53.

| PART NO. | TYPE | QTY |
|----------|-------|-----|
| 0-012-71 | 2-way | 1 |



MALE CONNECTOR



- Supplied with cable seals and terminals

🔍 **LOOKING FOR?**
Crimping tools
See page 289-291.

| PART NO. | TYPE | QTY |
|----------|-------|-----|
| 0-012-62 | 2-way | 1 |

FEMALE CONNECTOR



- Supplied with cable seals and terminals



| PART NO. | TYPE | QTY |
|----------|-------|-----|
| 0-012-72 | 2-way | 1 |
| 0-012-73 | 3-way | 1 |
| 0-012-74 | 4-way | 1 |

JUNIOR POWER TIMER TERMINALS

JUNIOR POWER TIMER TERMINALS



| PART NO. | TYPE | QTY |
|----------|--------------------------------|-----|
| 0-012-25 | 0.5 - 1.0mm ² male | 50 |
| 0-012-26 | 1.00 - 2.5mm ² male | 50 |



| PART NO. | TYPE | QTY |
|----------|----------------------------------|-----|
| 0-012-27 | 0.5 - 1.0mm ² female | 50 |
| 0-012-28 | 1.00 - 2.5mm ² female | 50 |

SUPERSEAL CONNECTORS & TERMINALS

✂ Use crimping tool 0-703-51 for these connectors.

1.5MM MALE BLADE HOUSING

1 of = Complete kit
100 of = Housings only



| PART NO. | TYPE | QTY |
|----------|-------|-----|
| 0-011-51 | 1-way | 1 |
| 3-011-51 | 1-way | 100 |
| 0-011-52 | 2-way | 1 |
| 3-011-52 | 2-way | 100 |
| 0-011-53 | 3-way | 1 |
| 3-011-53 | 3-way | 100 |
| 0-011-54 | 4-way | 1 |
| 3-011-54 | 4-way | 100 |
| 0-011-55 | 5-way | 1 |
| 3-011-55 | 5-way | 100 |
| 0-011-56 | 6-way | 1 |
| 3-011-56 | 6-way | 100 |

1.5MM FEMALE BLADE HOUSING

1 of = Complete kit
100 of = Housings only



| PART NO. | TYPE | QTY |
|----------|-------|-----|
| 0-011-61 | 1-way | 1 |
| 3-011-61 | 1-way | 100 |
| 0-011-62 | 2-way | 1 |
| 3-011-62 | 2-way | 100 |
| 0-011-63 | 3-way | 1 |
| 3-011-63 | 3-way | 100 |
| 0-011-64 | 4-way | 1 |
| 3-011-64 | 4-way | 100 |
| 0-011-65 | 5-way | 1 |
| 3-011-65 | 5-way | 100 |
| 0-011-66 | 6-way | 1 |
| 3-011-66 | 6-way | 100 |

SUPERSEAL TERMINALS



| PART NO. | TYPE | DESCRIPTION | QTY |
|----------|------------|-----------------|------|
| 0-011-50 | 1.5mm Male | Terminal only | 10 |
| 3-011-50 | 1.5mm Male | Terminal & seal | 1000 |



| PART NO. | TYPE | DESCRIPTION | QTY |
|----------|--------------|-----------------|------|
| 0-011-60 | 1.5mm Female | Terminal only | 10 |
| 3-011-60 | 1.5mm Female | Terminal & seal | 1000 |

DELPHI CONNECTORS

2.8MM MALE BLADE HOUSING

• Supplied with terminals and seal



| PART NO. | TYPE | QTY |
|----------|-------|-----|
| 0-011-71 | 1-way | 1 |
| 0-011-72 | 2-way | 1 |
| 0-011-73 | 3-way | 1 |

2.8MM FEMALE RECEPTACLE HOUSING

• Supplied with terminals and seal



| PART NO. | TYPE | QTY |
|----------|-------|-----|
| 0-011-81 | 1-way | 1 |
| 0-011-82 | 2-way | 1 |
| 0-011-83 | 3-way | 1 |

SCHLEMMER CONNECTORS

BLACK OR BLACK/GREY NYLON


- Supplied with terminals and seals for use on 10NW tubing

| PART NO. | DESCRIPTION | TYPE | QTY |
|----------|----------------|-------|-----|
| 0-326-51 | M24 DIN 90° | 2-way | 1 |
| 0-326-52 | M27 DIN 90° | 2-way | 1 |
| 0-326-53 | Inline DIN | 4-way | 1 |
| 0-326-54 | Inline DIN 90° | 4-way | 1 |



| PART NO. | DESCRIPTION | TYPE | QTY |
|---------------------------------------|-------------------|-------|-----|
| 0-326-55 | Inline DIN male | 5-way | 1 |
| 0-326-56 | Inline DIN female | 5-way | 1 |
| 0-326-57 | Inline DIN female | 7-way | 1 |
| ✂ Fits some Volvo and Mercedes lamps. | | | |
| 0-326-58 | Inline DIN female | 8-way | 1 |
| ✂ Fits some MAN lamps. | | | |



 **LOOKING FOR?**
Tubing. See page 180.

'PACKARD' TIMER CONNECTORS

FEMALE CONNECTOR

- Supplied with cable seals and terminals

| PART NO. | TYPE | QTY |
|----------|-------|-----|
| 0-012-92 | 2-way | 1 |



| PART NO. | TYPE | QTY |
|----------|-------|-----|
| 0-012-93 | 3-way | 1 |



CAN'T FIND WHAT YOU ARE LOOKING FOR?

Contact us today. Email sales@durite.co.uk or visit www.durite.co.uk

DEUTSCH DT SERIES CONNECTORS

Get reliability and performance when you need it most with Deutsch environmentally sealed connectors from Durite designed for cable to cable applications.

- Male or Female 2, 3, 4, 6, 8 or 12 cavity arrangements
- Thermoplastic housing withstands conditions of extreme temperature and moisture
- Accommodates wire sizes up to 2.00mm²
- Kit with terminals and seals for 0.5-1.00mm² cables
- Wedgelocks and housings available in packs of 100 & terminals in packs of 4 or 250
- Separate terminals also available for 0.5-1.00mm² cables and 1.00-2.00mm² cables

MALE DEUTSCH CONNECTORS

| 2-WAY | PART NO. | DESCRIPTION | QTY |
|---------------|----------|-------------|-----|
| | 0-011-32 | Kit | 1 |
| | 3-011-32 | Housing | 100 |
| | 3-111-32 | Wedgelock | 100 |
| 3-WAY | 0-011-33 | Kit | 1 |
| | 3-011-33 | Housing | 100 |
| | 3-111-33 | Wedgelock | 100 |
| 4-WAY | 0-011-34 | Kit | 1 |
| | 3-011-34 | Housing | 100 |
| | 3-111-34 | Wedgelock | 100 |
| 6-WAY | 0-011-36 | Kit | 1 |
| | 3-011-36 | Housing | 100 |
| | 3-111-36 | Wedgelock | 100 |
| 8-WAY | 0-011-38 | Kit | 1 |
| | 3-011-38 | Housing | 100 |
| | 3-111-38 | Wedgelock | 100 |
| 12-WAY | 0-011-39 | Kit | 1 |
| | 3-011-39 | Housing | 100 |
| | 3-111-39 | Wedgelock | 100 |

FEMALE DEUTSCH CONNECTORS

| 2-WAY | PART NO. | DESCRIPTION | QTY |
|---------------|----------|-------------|-----|
| | 0-011-42 | Kit | 1 |
| | 3-011-42 | Housing | 100 |
| | 3-111-42 | Wedgelock | 100 |
| 3-WAY | 0-011-43 | Kit | 1 |
| | 3-011-43 | Housing | 100 |
| | 3-111-43 | Wedgelock | 100 |
| 4-WAY | 0-011-44 | Kit | 1 |
| | 3-011-44 | Housing | 100 |
| | 3-111-44 | Wedgelock | 100 |
| 6-WAY | 0-011-46 | Kit | 1 |
| | 3-011-46 | Housing | 100 |
| | 3-111-46 | Wedgelock | 100 |
| 8-WAY | 0-011-48 | Kit | 1 |
| | 3-011-48 | Housing | 100 |
| | 3-111-48 | Wedgelock | 100 |
| 12-WAY | 0-011-49 | Kit | 1 |
| | 3-011-49 | Housing | 100 |
| | 3-111-49 | Wedgelock | 100 |

TERMINALS FOR DEUTSCH CONNECTORS

| | PART NO. | DESCRIPTION | QTY |
|--|----------|------------------------|-----|
| | 0-011-95 | 1.0-2.0mm ² | 4 |
| | 3-011-95 | 1.0-2.0mm ² | 250 |
| | 0-011-97 | 0.5-1.0mm ² | 4 |
| | 3-011-97 | 0.5-1.0mm ² | 250 |

| | PART NO. | DESCRIPTION | QTY |
|--|----------|------------------------|-----|
| | 0-011-96 | 1.0-2.0mm ² | 4 |
| | 3-011-96 | 1.0-2.0mm ² | 250 |
| | 0-011-98 | 0.5-1.0mm ² | 4 |
| | 3-011-98 | 0.5-1.0mm ² | 250 |



✂ Use crimping tool 0-703-20 for these connectors.

CABLE & WIRING ACCESSORIES CONNECTORS & TERMINALS MULTIPLE CONNECTORS

BLADE CONNECTORS



6.3MM MALE HOUSING

• These connectors are not supplied with blade terminals, which must be ordered separately

| PART NO. | TYPE | QTY | |
|----------|--------|------|---|
| 0-011-01 | 1-way | 5 |  |
| 0-011-02 | 2-way | 5 |  |
| 3-011-02 | 2-way | 1000 |  |
| 0-011-03 | 2-way | 5 |  |
| 3-011-03 | 2-way | 1000 |  |
| 0-011-04 | 3-way | 5 |  |
| 3-011-04 | 3-way | 1000 |  |
| 0-011-05 | 4-way | 5 |  |
| 3-011-05 | 4-way | 1000 |  |
| 0-011-06 | 6-way | 5 |  |
| 3-011-06 | 6-way | 1000 | |
| 0-011-07 | 8-way | 5 | |
| 0-011-08 | 11-way | 5 | |


6.3MM FEMALE HOUSING


• These connectors are not supplied with push-on terminals, which must be ordered separately


| PART NO. | TYPE | QTY | |
|----------|--------|------|---|
| 0-011-10 | 1-way | 5 |  |
| 0-011-12 | 2-way | 5 |  |
| 3-011-12 | 2-way | 1000 |  |
| 0-011-13 | 2-way | 5 |  |
| 3-011-13 | 2-way | 1000 |  |
| 0-011-14 | 3-way | 5 |  |
| 3-011-14 | 3-way | 1000 |  |
| 0-011-15 | 4-way | 5 |  |
| 3-011-15 | 4-way | 1000 |  |
| 0-011-16 | 6-way | 5 |  |
| 3-011-16 | 6-way | 1000 | |
| 0-011-17 | 8-way | 5 |  |
| 0-011-18 | 11-way | 5 | |


TERMINALS WITH LOCKING TAG FOR 6.3MM BLADE CONNECTORS

✂ These terminals are suitable for the connectors in the relevant column above.

| PART NO. | TYPE | SUITABLE FOR CABLE | QTY | |
|----------|-------|--|------|---|
| 0-011-21 | Blade | 0.65mm ² - 1.0mm ² | 50 |  |
| 3-011-21 | Blade | 0.65mm ² - 1.0mm ² | 1000 | |

| PART NO. | TYPE | SUITABLE FOR CABLE | QTY | |
|----------|---------|--|------|---|
| 0-011-23 | Push on | 0.65mm ² - 1.0mm ² | 50 |  |
| 3-011-23 | Push on | 0.65mm ² - 1.0mm ² | 1000 | |









| PART NO. | TYPE | SUITABLE FOR CABLE | QTY | |
|----------|-------|---|------|---|
| 0-011-22 | Blade | 1.0mm ² - 2.5mm ² | 50 |  |
| 3-011-22 | Blade | 1.0mm ² - 2.5mm ² | 1000 | |

| PART NO. | TYPE | SUITABLE FOR CABLE | QTY | |
|----------|---------|---|------|---|
| 0-011-24 | Push on | 1.0mm ² - 2.5mm ² | 50 |  |
| 3-011-24 | Push on | 1.0mm ² - 2.5mm ² | 1000 | |

'MATE N LOCK' CONNECTORS & PINS






2.0MM MALE HOUSING

- These connectors are not supplied with terminals, which must be ordered separately

| | PART NO. | TYPE | QTY |
|---|----------|--------|-----|
|  | 0-013-01 | 1-way | 5 |
|  | 0-013-02 | 2-way | 5 |
|  | 0-013-03 | 3-way | 5 |
|  | 0-013-04 | 6-way | 5 |
|  | 0-013-05 | 9-way | 5 |
|  | 0-013-06 | 12-way | 5 |
|  | 0-013-07 | 15-way | 5 |
|  | 3-013-07 | 15-way | 100 |


2.0MM FEMALE HOUSING


- These connectors are not supplied with terminals, which must be ordered separately

| | PART NO. | TYPE | QTY |
|--|----------|--------|-----|
|  | 0-013-11 | 1-way | 5 |
|  | 0-013-12 | 2-way | 5 |
|  | 0-013-13 | 3-way | 5 |
|  | 0-013-14 | 6-way | 5 |
|  | 0-013-15 | 9-way | 5 |
|  | 0-013-16 | 12-way | 5 |
|  | 0-013-17 | 15-way | 5 |
|  | 3-013-17 | 15-way | 100 |

PINS SUITABLE FOR CABLES 0.5MM² - 2.5MM² WITH LOCKING TAG

- ✓ Pins and receptacles can be used in either male or female housing.

| | PART NO. | TYPE | QTY |
|---|----------|-----------|------|
|  | 0-013-21 | 2.0mm Pin | 50 |
| | 3-013-21 | 2.0mm Pin | 1000 |

| | PART NO. | TYPE | QTY |
|---|----------|------------------|------|
|  | 0-013-23 | 2.0mm receptacle | 50 |
| | 3-013-23 | 2.0mm receptacle | 1000 |

PE/PVC CONNECTORS

PE CABLE CONNECTORS, STRIP OF 12

- With steel screws and brass insert



| PART NO. | DESCRIPTION | CURRENT RATING | QTY |
|----------|-----------------------------|----------------|-----|
| 0-598-00 | for 6mm ² cable | 5A | 10 |
| 0-596-00 | for 10mm ² cable | 10A | 10 |
| 0-599-00 | for 12mm ² cable | 15A | 10 |
| 0-688-00 | for 16mm ² cable | 30A | 10 |
| 0-689-00 | for 25mm ² cable | 60A | 10 |

PVC CABLE CONNECTORS, 15A STRIP

- For 6.3mm brass push-on terminals



| PART NO. | DESCRIPTION | QTY |
|----------|-------------|-----|
| 0-675-00 | 15A strip | 10 |

TERMINAL BOXES

TERMINAL BLOCKS

- Black moulded insulated housing for cables up to 25mm²
- Contains 2 x M8 studs



| PART NO. | QTY |
|----------|-----|
| 0-466-50 | 1 |

- 7 way, 2 x Ø 5.4mm, 5 x Ø 4mm
- Single fixing hole, 3.2mm diameter



| PART NO. | QTY |
|----------|-----|
| 0-005-38 | 1 |

- Phenolic base, 25A, 2 x 4 way, 6.3mm common plated brass blade terminals
- L 12 x W 50 x H 22mm



| PART NO. | QTY |
|----------|-----|
| 0-005-52 | 1 |

- Phenolic base, 25A, 3 x 6 way, 6.3mm common plated brass blade terminals
- L 28 x W 50 x H 22mm



| PART NO. | QTY |
|----------|-----|
| 0-005-53 | 1 |

BUS BARS

- Bus bar, tin plated copper bar with 2 stainless steel 3/16" UNF studs
- ABS insulating base with recessed 5mm mounting holes



| PART NO. | DESCRIPTION | CURRENT RATING | QTY |
|----------|-------------|----------------|-----|
| 0-005-70 | 5 screws | 100A | 1 |
| 0-005-75 | 10 screws | 150A | 1 |

- Bus bar, tin plated copper bar with 4 stainless steel studs
- ABS insulating base with recessed 5mm mounting holes



| PART NO. | DESCRIPTION | CURRENT RATING | QTY |
|----------|-----------------|----------------|-----|
| 0-005-71 | 3/16" UNF studs | 100A | 1 |
| 0-005-76 | 1/4" UNF studs | 150A | 1 |

HEAVY-DUTY ENCLOSED BUS BARS

- Heavy-duty modular design bus bar for up to 48V

| PART NO. | DESCRIPTION | CURRENT RATING | QTY |
|----------|-------------------|----------------|-----|
| 0-005-57 | 4 terminal studs | 300A | 1 |
| 0-005-58 | 6 terminal studs | 300A | 1 |
| 0-005-59 | 12 terminal studs | 100A | 1 |



BUS BAR COVERS



✂ 0-005-97. ✂ 0-005-96.

| PART NO. | DESCRIPTION | QTY |
|----------|------------------|-----|
| 0-005-97 | Fits 0-005-70/71 | 1 |
| 0-005-96 | Fits 0-005-75/76 | 1 |

JUNCTION BOXES

- Universal junction box, moulded in grey plastic with removable lid and 'O' ring seal
- Protected to IP56



| PART NO. | DESCRIPTION | QTY |
|----------|---|-----|
| 0-697-10 | 100 x 100 x 50mm, accepts glands up to 17NW | 1 |
| 0-697-15 | 150 x 110 x 70mm, accepts all glands | 1 |

- Junction, 8-way, black phenolic body and lid, with waterproof cable glands at each end
- Lid has waterproof gasket all round, and is secured by a single knurled screw
- L 147 x W 73 x H 43mm



| PART NO. | QTY |
|----------|-----|
| 0-697-00 | 1 |

- 8-way junction box
- 50V DC, 15A max load per circuit, max total current 120A if all 8 connectors are used
- 50A for any single way where no other terminals are used



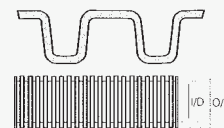
| PART NO. | QTY |
|----------|-----|
| 0-697-20 | 1 |

TUBING & SLEEVING

CONVOLUTED TUBING

- Protects cables and looms against external elements

✂ Match NW Tubing to NW Connector.



BLACK NYLON HEAVY-DUTY CONVOLUTED UN-SPLIT TUBING



| PART NO. | NOMINAL WIDTH | INSIDE ϕ | OUTSIDE ϕ | COIL |
|----------|---------------|---------------|----------------|------|
| 0-330-07 | 7.5 | 6.7mm | 10.0mm | 50m |
| 0-330-10 | 10 | 9.9mm | 13.0mm | 50m |
| 0-330-13 | 13 | 12.7mm | 15.8mm | 50m |
| 0-330-17 | 17 | 16.6mm | 21.2mm | 50m |
| 0-330-22 | 22 | 21.3mm | 25.4mm | 50m |

BLACK NYLON HEAVY-DUTY CONVOLUTED SPLIT TUBING



| PART NO. | NOMINAL WIDTH | INSIDE ϕ | OUTSIDE ϕ | COIL |
|----------|---------------|---------------|----------------|------|
| 0-331-07 | 7.5 | 6.7mm | 10.0mm | 50m |
| 0-331-10 | 10 | 9.9mm | 13.0mm | 50m |
| 0-331-13 | 13 | 12.7mm | 15.8mm | 50m |
| 0-331-17 | 17 | 16.6mm | 21.2mm | 50m |
| 0-331-22 | 22 | 21.3mm | 25.4mm | 50m |
| 0-331-26 | 26 | 25.8mm | 31.2mm | 25m |
| 0-331-37 | 37 | 36mm | 42.4mm | 25m |
| 0-331-50 | 50 | 47.7mm | 54mm | 25m |

BLACK POLYPROPYLENE DEEP SECTION CONVOLUTED SPLIT TUBING



| PART NO. | NOMINAL WIDTH | INSIDE ϕ | OUTSIDE ϕ | COIL |
|----------|----------------|---------------|----------------|------|
| 0-328-04 | 4.5 | 5.0mm | 7.1mm | 100m |
| 0-328-54 | 4.5 (un-split) | 5.0mm | 7.1mm | 100m |
| 0-328-07 | 7.5 | 6.9mm | 9.9mm | 50m |
| 0-328-10 | 10 | 8.5mm | 12.9mm | 50m |
| 0-328-11 | 11 | 10.1mm | 17.7mm | 50m |

| PART NO. | NOMINAL WIDTH | INSIDE ϕ | OUTSIDE ϕ | COIL |
|----------|---------------|---------------|----------------|------|
| 0-328-13 | 13 | 11.1mm | 15.7mm | 50m |
| 0-328-17 | 17 | 15.0mm | 21.2mm | 50m |
| 0-328-22 | 22 | 19.1mm | 25.7mm | 50m |
| 0-328-26 | 26 | 26.3mm | 31.4mm | 25m |
| 0-328-29 | 29 | 29.3mm | 33.9mm | 25m |

BLACK POLYAMIDE 6 CONVOLUTED UN-SPLIT TUBING



Extra flexible

| NOMINAL WIDTH | INSIDE ϕ | OUTSIDE ϕ | COIL LENGTH |
|---------------|---------------|----------------|-------------|
| | | | 100M |
| 7.5 | 6.5mm | 10.0mm | 3-330-38 |
| 8.5 | 8.7mm | 11.5mm | 3-330-40 |
| 10 | 10.1mm | 13.0mm | 3-330-42 |
| 13 | 11.8mm | 16.0mm | 3-330-46 |
| 17 | 16.9mm | 21.2mm | 3-330-51 |
| 22 | 21.3mm | 25.6mm | 3-330-55 |
| 23 | 23.1mm | 28.5mm | 3-330-58 |

BLACK POLYAMIDE 6 CONVOLUTED SPLIT TUBING



Extra flexible

| NOMINAL WIDTH | INSIDE ϕ | OUTSIDE ϕ | COIL LENGTH |
|---------------|---------------|----------------|-------------|
| | | | 100M |
| 4.5 | 4.4mm | 7.2mm | 3-331-36 |
| 7.5 | 6.5mm | 10.0mm | 3-331-38 |
| 8.5 | 8.7mm | 11.5mm | 3-331-40 |
| 10 | 10.1mm | 13.0mm | 3-331-42 |
| 13 | 11.8mm | 16.0mm | 3-331-46 |
| 17 | 16.9mm | 21.2mm | 3-331-51 |
| 22 | 21.3mm | 25.6mm | 3-331-55 |
| 23 | 23.1mm | 28.5mm | 3-331-58 |

CONVOLUTED TUBING ACCESSORIES

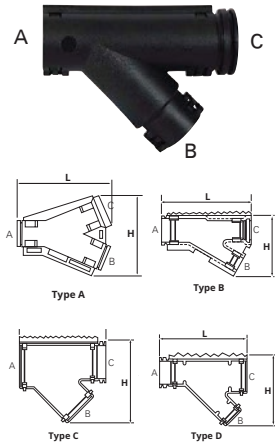
CABLE FEEDING TOOL



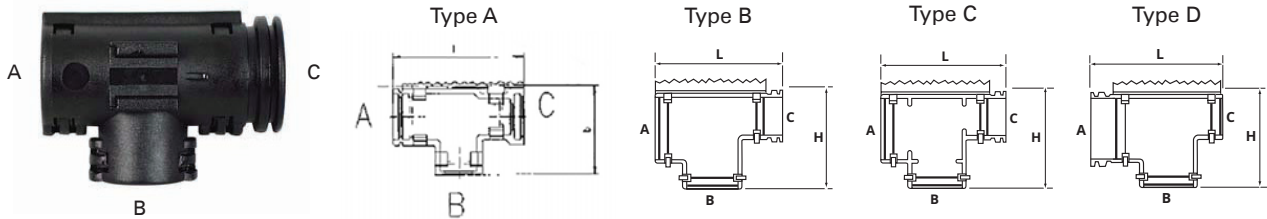
| PART NO. | DESCRIPTION | QTY |
|----------|-----------------------------|-----|
| 0-331-98 | For split tubing up to 10NW | 1 |
| 0-331-99 | For split tubing from 13NW | 1 |

BLACK NYLON UNSEALED 'Y' PIECE CONNECTORS

| PART NO. | NOMINAL WIDTH | | | TYPE | H | L | QTY |
|----------|---------------|-----|-----|------|------|------|-----|
| | A | B | C | | | | |
| 0-327-10 | 7.5 | 7.5 | 7.5 | A | 40.1 | 46.9 | 1 |
| 0-327-11 | 10 | 10 | 10 | D | 43.0 | 54.4 | 1 |
| 0-327-12 | 13 | 7.5 | 10 | C | 39.5 | 47.3 | 1 |
| 0-327-13 | 13 | 10 | 10 | C | 45.4 | 59.9 | 1 |
| 0-327-14 | 13 | 10 | 13 | C | 45.6 | 59.9 | 1 |
| 0-327-15 | 13 | 13 | 13 | C | 46.6 | 59.9 | 1 |
| 0-327-16 | 17 | 13 | 10 | C | 46.9 | 59.9 | 1 |
| 0-327-17 | 17 | 13 | 17 | B | 58.4 | 78.8 | 1 |
| 0-327-19 | 22 | 13 | 17 | B | 55.1 | 60.3 | 1 |
| 0-327-20 | 26 | 22 | 22 | C | 64.7 | 69.4 | 1 |




BLACK NYLON UNSEALED 'T' PIECE CONNECTORS



| PART NO. | NOMINAL WIDTH | | | TYPE | H | L | QTY |
|----------|---------------|-----|-----|------|------|------|-----|
| | A | B | C | | | | |
| 0-327-30 | 7.5 | 7.5 | 7.5 | A | 24.7 | 33.4 | 1 |
| 0-327-40 | 10 | 7.5 | 7.5 | D | 28.7 | 39.7 | 1 |
| 0-327-41 | 10 | 7.5 | 10 | B | 28.7 | 39.4 | 1 |
| 0-327-42 | 10 | 10 | 10 | B | 28.8 | 42.4 | 1 |
| 0-327-50 | 13 | 7.5 | 13 | B | 31.7 | 40.1 | 1 |
| 0-327-51 | 13 | 10 | 10 | D | 31.9 | 43.6 | 1 |
| 0-327-52 | 13 | 10 | 13 | B | 31.6 | 43.6 | 1 |
| 0-327-53 | 13 | 13 | 13 | C | 31.9 | 46.6 | 1 |
| 0-327-60 | 17 | 7.5 | 13 | B | 31.6 | 41.0 | 1 |
| 0-327-61 | 17 | 7.5 | 17 | B | 31.9 | 40.8 | 1 |
| 0-327-62 | 17 | 10 | 13 | B | 36.9 | 43.6 | 1 |
| 0-327-63 | 17 | 10 | 17 | B | 37.0 | 43.8 | 1 |
| 0-327-64 | 17 | 13 | 13 | B | 36.9 | 46.0 | 1 |
| 0-327-65 | 17 | 13 | 17 | B | 36.3 | 50.1 | 1 |
| 0-327-66 | 17 | 22 | 17 | B | 39.3 | 59.9 | 1 |
| 0-327-67 | 17 | 17 | 17 | A | 35.0 | 45.0 | 1 |

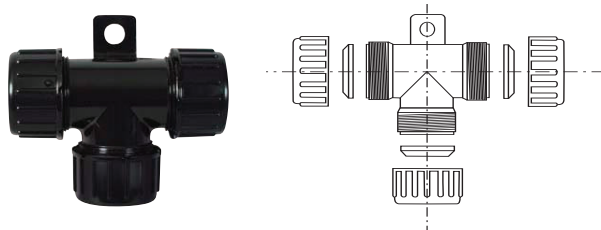
| PART NO. | NOMINAL WIDTH | | | TYPE | H | L | QTY |
|----------|---------------|-----|----|------|------|------|-----|
| | A | B | C | | | | |
| 0-327-70 | 22 | 7.5 | 22 | B | 41.4 | 39.5 | 1 |
| 0-327-71 | 22 | 10 | 10 | B | 47.0 | 66.3 | 1 |
| 0-327-72 | 22 | 10 | 22 | B | 66.4 | 47.0 | 1 |
| 0-327-73 | 22 | 13 | 17 | B | 41.4 | 46.7 | 1 |
| 0-327-74 | 22 | 13 | 22 | B | 41.4 | 46.4 | 1 |
| 0-327-76 | 22 | 22 | 22 | B | 42.4 | 56.2 | 1 |

BLACK NYLON UNSEALED INTERFACES FOR AMP CONNECTORS



| PART NO. | NOMINAL WIDTH | TYPE | CONNECTOR | QTY |
|----------|---------------|---------|-----------------|-----|
| 0-326-11 | 7.5 | in-line | Superseal 2-way | 1 |
| 0-326-12 | 10 | in-line | Superseal 2-way | 1 |
| 0-326-13 | 10 | in-line | Superseal 3-way | 1 |
| 0-326-14 | 10 | 90° | Superseal 3-way | 1 |
| 0-326-15 | 10 | in-line | Superseal 4-way | 1 |
| 0-326-16 | 10 | in-line | Superseal 5-way | 1 |
| 0-326-17 | 10 | in-line | Superseal 6-way | 1 |

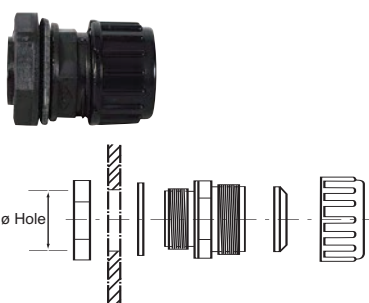
BLACK POLYCARBONATE SEALED 'T' FITTING



- Comes with nylon cap nuts and sealing rings to provide protection to IP67, use with un-split tubing

| PART NO. | NOMINAL WIDTH | QTY |
|----------|---------------|-----|
| 0-330-57 | 7.5 | 1 |
| 0-330-60 | 10 | 1 |
| 0-330-67 | 17 | 1 |
| 0-330-72 | 22 | 1 |

BLACK NYLON SEALED CONNECTION GLAND



- Comes with sealing rings to provide protection to IP67, use with un-split tubing

| PART NO. | NOMINAL WIDTH | HOLE Ø | QTY |
|----------|---------------|--------|-----|
| 0-330-77 | 7.5 | 16mm | 1 |
| 0-330-80 | 10 | 16mm | 1 |
| 0-330-83 | 13 | 20mm | 1 |
| 0-330-87 | 17 | 20mm | 1 |
| 0-330-92 | 22 | 25mm | 1 |

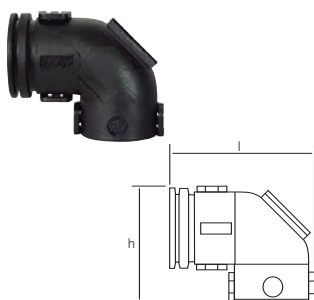
STRENGTHENING COLLARS



- Black nylon
- For strengthening open tube ends

| PART NO. | NOMINAL WIDTH | QTY |
|----------|---------------|-----|
| 0-326-30 | 4.5 | 10 |
| 0-326-31 | 7.5 | 10 |
| 0-326-32 | 10 | 10 |
| 0-326-33 | 13 | 10 |
| 0-326-34 | 17 | 10 |
| 0-326-35 | 22 | 10 |

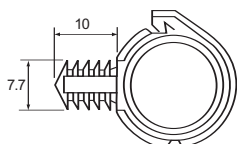
BLACK NYLON UNSEALED 90° ELBOW CONNECTORS



| PART NO. | NOMINAL WIDTH | H | L | QTY |
|----------|---------------|------|------|-----|
| 0-327-01 | 10 | 28 | 35.2 | 1 |
| 0-327-02 | 13 | 30.5 | 37.5 | 1 |
| 0-327-03 | 17 | 38.3 | 43.7 | 1 |
| 0-327-04 | 22 | 44.3 | 49.1 | 1 |

CABLE & WIRING ACCESSORIES CABLE MANAGEMENT CONVOLUTED TUBING ACCESSORIES

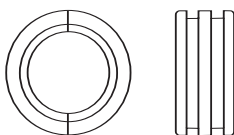
CLAMPING CHASSIS CLIPS



- Black nylon
- For all types of tubing

| PART NO. | NOMINAL WIDTH | QTY |
|----------|---------------|-----|
| 0-326-40 | 7.5 | 25 |
| 0-326-41 | 10 | 25 |
| 0-326-42 | 13 | 25 |
| 0-326-43 | 17 | 25 |
| 0-326-44 | 22 | 25 |

CONVOLUTED TUBE REDUCERS



- Black nylon

| PART NO. | NOMINAL WIDTH | QTY |
|----------|---------------|-----|
| 0-326-01 | 10 - 7.5 | 10 |
| 0-326-02 | 13 - 7.5 | 10 |
| 0-326-03 | 13 - 10 | 10 |
| 0-326-04 | 17 - 13 | 10 |
| 0-326-05 | 22 - 13 | 10 |
| 0-326-06 | 22 - 17 | 10 |
| 0-326-07 | 26 - 22 | 10 |

CONDUIT END CAPS

6 outlets



single outlet



5 outlets



- Black PVC
- For convoluted tubing

| PART NO. | DESCRIPTION | QTY |
|----------|---------------------------|-----|
| 0-326-90 | NW10 with 5 cable outlets | 10 |
| 0-326-91 | NW13 with 6 cable outlets | 10 |
| 0-326-92 | NW17 with single outlet | 10 |
| 0-326-93 | NW22 with single outlet | 10 |

CABLE SLEEVING

HEAT SHRINK POLYOLEFIN TUBING



- Shrink ratio 2:1. Minimum shrink temperature 70°C
- Operating temperature of -55°C to 125°C

| INSIDE Ø | WALL THICKNESS | COIL | RED | | BLACK | | BLACK | | BLACK | |
|----------|----------------|------|----------|----------|-------|----------|-------|----------|-------|--|
| | | | PART NO. | PART NO. | BOX | PART NO. | REEL | PART NO. | | |
| 2.4mm | 0.20mm | 5m | 0-333-52 | 0-333-02 | 11m | 2-333-02 | 150m | 3-333-02 | | |
| 3.2mm | 0.25mm | 5m | 0-333-53 | 0-333-03 | 11m | 2-333-03 | 150m | 3-333-03 | | |
| 4.8mm | 0.25mm | 5m | 0-333-54 | 0-333-04 | 10m | 2-333-04 | 60m | 3-333-04 | | |
| 6.4mm | 0.28mm | 5m | 0-333-56 | 0-333-06 | 9m | 2-333-06 | 60m | 3-333-06 | | |
| 9.5mm | 0.30mm | 5m | 0-333-59 | 0-333-09 | 7m | 2-333-09 | 60m | 3-333-09 | | |
| 12.7mm | 0.30mm | 5m | 0-333-62 | 0-333-12 | 6m | 2-333-12 | 60m | 3-333-12 | | |
| 19.0mm | 0.40mm | 1m | 0-333-69 | 0-333-19 | 5m | 2-333-19 | 60m | 3-333-19 | | |
| 25.4mm | 0.45mm | 1m | 0-333-75 | 0-333-25 | 3.5m | 2-333-25 | 30m | 3-333-25 | | |
| 38.0mm | 0.50mm | 1m | 0-333-88 | 0-333-38 | - | - | 30m | 3-333-38 | | |

HEAT SHRINK ADHESIVE LINED POLYOLEFIN TUBING



- Shrink ratio 3:1. Minimum shrink temperature 80°C
- Operating temperature -45°C to 110°C

| PART NO. | INSIDE Ø | WALL THICKNESS | COIL | PART NO. | INSIDE Ø | WALL THICKNESS | COIL |
|----------|----------|----------------|--------|----------|----------|----------------|--------|
| 0-329-03 | 3.0mm | 0.35mm | 4x30cm | 0-329-09 | 9.0mm | 0.50mm | 4x30cm |
| 0-329-04 | 4.5mm | 0.35mm | 4x30cm | 0-329-12 | 12.7mm | 0.60mm | 4x30cm |
| 0-329-06 | 6.0mm | 0.40mm | 4x30cm | 0-329-19 | 19.1mm | 0.70mm | 4x30cm |

POLYETHYLENE SPIRAL BINDING



- Ideal for electrical harnesses and wiring looms
- Protects cables against chafing

| PART NO. | | OUTSIDE Ø | INSIDE Ø | WALL THICKNESS | COIL |
|----------|----------|-----------|------------|----------------|------|
| BLACK | WHITE | | | | |
| 0-332-55 | 0-332-65 | 6.0mm | 4.0 - 50mm | 0.5mm | 25m |
| 0-332-56 | 0-332-66 | 8.0mm | 6.0 - 60mm | 0.5mm | 25m |
| 0-332-57 | 0-332-67 | 12mm | 9.0 - 65mm | 0.9mm | 25m |
| 0-332-58 | 0-332-68 | 15mm | 12 - 70mm | 1.0mm | 25m |



LOOKING FOR ASSORTED HEATSHRINK KITS? See page 209.



BLACK P.V.C. SLEEVING



- For use on electrical harnesses

| PART NO. | INSIDE Ø | WALL THICKNESS | COIL | PART NO. | INSIDE Ø | WALL THICKNESS | COIL |
|----------|----------|----------------|------|----------|----------|----------------|------|
| 0-332-03 | 3mm | 0.5mm | 25m | 0-332-06 | 6mm | 0.5mm | 25m |
| 0-332-04 | 4mm | 0.5mm | 25m | 0-332-07 | 7mm | 0.5mm | 25m |
| 0-332-05 | 5mm | 0.5mm | 25m | 0-332-09 | 9mm | 0.5mm | 25m |
| | | | | 0-332-11 | 11mm | 0.5mm | 25m |
| | | | | 0-332-14 | 14mm | 0.5mm | 25m |
| | | | | 0-332-16 | 16mm | 0.5mm | 25m |

ALUMINIUM SLEEVING



- Woven fibreglass sleeving
- Protects cables and looms against heat up to 815°C and abrasion

| PART NO. | INSIDE Ø | COIL |
|----------|----------|------|
| 0-334-63 | 12.7mm | 1.5m |
| 0-334-75 | 25.0mm | 1.5m |

CABLE & WIRING ACCESSORIES CABLE MANAGEMENT GROMMETS

BLACK EXPANDABLE BRAIDED SLEEVING

- Flame retardant PET monofilament yarn
- Operating temperature -40°C to 125°C

| PART NO. | ID | MIN ID Ø | MAX ID Ø | COIL |
|----------|--------|----------|----------|------|
| 0-325-07 | 6.4mm | 3.2mm | 9.5mm | 10m |
| 0-325-10 | 9.5mm | 4.8mm | 15.9mm | 10m |
| 0-325-13 | 12.7mm | 6.4mm | 19.0mm | 10m |
| 0-325-19 | 19.1mm | 12.7mm | 31.7mm | 10m |
| 0-325-32 | 31.8mm | 19.0mm | 38.1mm | 10m |
| 0-325-38 | 38.1mm | 25.4mm | 57.1mm | 10m |

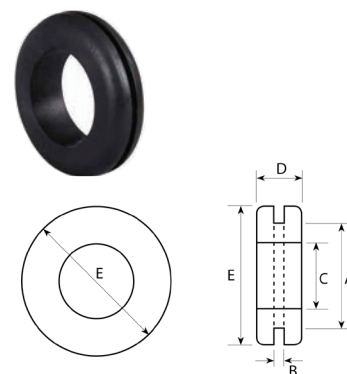


GROMMETS

BLACK PVC WIRING GROMMETS

| PART NO. | A | B | C | D | E | QTY |
|----------|-------|-----|-------|-------|------|-----|
| 0-447-36 | 6.4 | 1.6 | 4 | 3.8 | 8.5 | 50 |
| 0-447-39 | 9.3 | 1.6 | 7.7 | 6 | 13.4 | 50 |
| 0-447-42 | 12.3 | 1.6 | 9.5 | 6.4 | 16.2 | 50 |
| 0-447-46 | 15.8 | 1.6 | 12.20 | 5.9 | 19 | 50 |
| 0-447-50 | 20 | 1.6 | 15.8 | 6.2 | 23 | 50 |
| 0-447-55 | 25 | 1.6 | 19.5 | 7.3 | 29.2 | 25 |
| 0-447-62 | 31.70 | 1.6 | 24 | 8.0 | 38.1 | 10 |
| 0-447-68 | 37.4 | 1.6 | 31.5 | 9.5 | 46.0 | 10 |
| 0-447-70 | 50.5 | 1.6 | 44.5 | 11.21 | 60.3 | 10 |

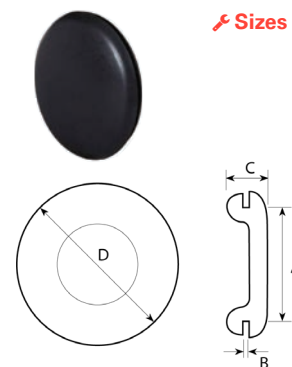
✂ Sizes in mm.



BLACK PVC BLANKING GROMMETS

| PART NO. | A | B | C | D | QTY |
|----------|------|-----|-----|------|-----|
| 0-452-36 | 6.4 | 1.6 | 3.8 | 8.5 | 50 |
| 0-452-39 | 9.3 | 1.6 | 6 | 13.4 | 50 |
| 0-452-42 | 12.3 | 1.6 | 6.4 | 16.2 | 50 |
| 0-452-46 | 15.8 | 1.6 | 5.9 | 19.0 | 50 |
| 0-452-50 | 20.2 | 1.6 | 6.2 | 24.2 | 50 |
| 0-452-55 | 25.0 | 1.6 | 7.3 | 29.2 | 25 |
| 0-452-62 | 31.7 | 1.6 | 7.2 | 38.1 | 10 |
| 0-452-68 | 37.7 | 1.6 | 8.3 | 44.4 | 10 |
| 0-452-70 | 50.5 | 1.6 | 7.3 | 57.2 | 10 |


✂ Sizes in mm.



FIXINGS & ACCESSORIES

CABLE TIES

STANDARD NYLON 6.6 CABLE TIES



✂ Save when you order 10 or more packs.

| WHITE | BLACK | SIZE | QTY |
|----------|----------|--------------|-----|
| 0-002-30 | 0-002-52 | 100 x 2.5mm | 100 |
| 0-002-31 | 0-002-50 | 120 x 4.8mm | 100 |
| - | 0-002-40 | 140 x 3.6mm | 100 |
| 0-002-32 | 0-002-53 | 160 x 2.5mm | 100 |
| - | 0-002-59 | 200 x 7.6mm | 100 |
| 0-002-33 | 0-002-54 | 200 x 2.5mm | 100 |
| 0-002-28 | 0-002-46 | 200 x 4.8mm | 100 |
| 0-002-34 | 0-002-65 | 250 x 4.8mm | 100 |
| 0-002-35 | 0-002-55 | 295 x 3.6mm | 100 |
| 0-002-29 | 0-002-47 | 300 x 4.8mm | 100 |
| - | 0-002-48 | 300 x 7.6mm | 100 |
| - | 0-002-56 | 370 x 4.8mm | 100 |
| - | 0-002-49 | 370 x 7.6mm | 100 |
| 0-002-37 | 0-002-57 | 430 x 9.0mm | 100 |
| 0-002-38 | 0-002-68 | 550 x 9.0mm | 100 |
| - | 0-002-09 | 730 x 12.7mm | 100 |
| - | 0-002-69 | 762 x 9.0mm | 100 |
| - | 0-002-58 | 200 x 3.6mm | 100 |

| PART NO. | COLOUR | SIZE | QTY |
|----------|--------|-------------|-----|
| 0-002-12 | Blue | 200 x 4.8mm | 100 |
| 0-002-13 | Brown | 200 x 4.8mm | 100 |
| 0-002-14 | Green | 200 x 4.8mm | 100 |
| 0-002-15 | Red | 200 x 4.8mm | 100 |
| 0-002-18 | Yellow | 200 x 4.8mm | 100 |
| 0-002-20 | Silver | 300 x 4.8mm | 100 |
| 0-002-21 | Silver | 370 x 4.8mm | 100 |

MOULDED NYLON FIXING BASES FOR CABLE TIES



✂ Save when you order 10 or more packs.

- Adhesive backed
- For cable ties up to 5mm
- Base 28 x 28mm
- Screw fixing

| PART NO. | DESCRIPTION | QTY |
|----------|-------------|-----|
| 0-002-41 | Black | 25 |
| 0-002-51 | White | 25 |



- For cable ties up to 4.8mm
- Base 19 x 9.5mm
- Screw fixing

| PART NO. | DESCRIPTION | QTY |
|----------|-------------|-----|
| 0-002-42 | Black | 25 |



- For cable ties up to 9mm
- Base 23 x 15mm
- Screw fixing

| PART NO. | DESCRIPTION | QTY |
|----------|-------------|-----|
| 0-002-44 | Black | 25 |
| 0-002-45 | White | 25 |

CABLE CLIPS

CHASSIS CLIPS

- Zinc plated spring steel



✂ 0-004-75



✂ 0-004-76



✂ 0-004-77



✂ 0-004-79



✂ 0-004-80

| PART NO. | DESCRIPTION | QTY |
|----------|-------------|-----|
| 0-004-75 | 56 x 12.7mm | 25 |
| 0-004-76 | 66 x 12.7mm | 25 |
| 0-004-77 | 41 x 12.7mm | 25 |
| 0-004-79 | 40 x 12.7mm | 25 |
| 0-004-80 | 30 x 12.7mm | 25 |

CABLE & WIRING ACCESSORIES CABLE MANAGEMENT CABLE TIES & ACCESSORIES

ADHESIVE BACKED NYLON CABLE CLIPS

 Save when you order 10 or more packs.

| PART NO. | FOR CABLE UP TO | SIZE | QTY |
|----------|-----------------|-----------|-----|
| 0-004-83 | 3 - 5mm Ø | 16 x 16mm | 25 |
| 0-004-82 | 3 - 7mm Ø | 25 x 25mm | 25 |
| 0-004-81 | 8 - 12mm Ø | 25 x 25mm | 25 |



"P" CLIPS

• Fixing 6.6mm, zinc plated steel and TPE liner



| PART NO. | FOR CABLE UP TO | QTY |
|----------|-----------------|-----|
| 0-002-81 | Ø 5mm | 25 |
| 0-002-82 | Ø 8mm | 25 |
| 0-002-83 | Ø 10mm | 25 |
| 0-002-84 | Ø 13mm | 25 |
| 0-002-85 | Ø 16mm | 25 |
| 0-002-86 | Ø 21mm | 25 |
| 0-002-87 | Ø 25mm | 25 |
| 0-002-88 | Ø 32mm | 25 |

• Nylon, adjustable with 5mm fixing hole

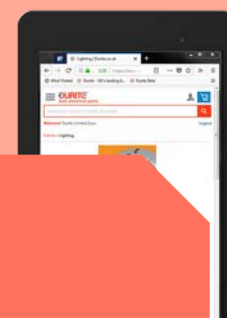


| WHITE | BLACK | FOR CABLE UP TO | QTY |
|----------|----------|-----------------|-----|
| 0-002-71 | 0-002-91 | For Ø 4 - 6mm | 25 |
| 0-002-72 | 0-002-92 | For Ø 6 - 9mm | 25 |
| 0-002-73 | 0-002-93 | For Ø 9 - 14mm | 25 |
| 0-002-74 | 0-002-94 | For Ø 14 - 22mm | 25 |
| 0-002-75 | 0-002-95 | For Ø 22 - 30mm | 25 |

• Solid brass



| PART NO. | FOR CABLE UP TO | FIXING HOLE | QTY |
|----------|-----------------|-------------|-----|
| 0-002-66 | Ø 5mm | 3.2mm | 25 |
| 0-002-67 | Ø 10mm | 5.0mm | 25 |
| 0-002-63 | Ø 15mm | 5.0mm | 25 |
| 0-002-64 | Ø 20mm | 6.4mm | 25 |
| 0-003-59 | Ø 25mm | 5.0mm | 25 |



FOR MORE INFO, VISIT WWW.DURITE.CO.UK
OR CONTACT INFO@DURITE.CO.UK

HARNESS ACCESSORIES & TAPE

PVC TAPE

COLOURED PVC ADHESIVE TAPE



✂ 0-557-00 Two each of black, blue, green, red, white and yellow.

- 19mm x 5m roll

| DESCRIPTION | PART NO. | QTY | PART NO. | | PART NO. | | | |
|-------------|----------|-----|--------------|----------|----------|---------------------|----------|----------|
| | | | QTY 1 | QTY 12 | QTY 1 | QTY 12 | | |
| | | | BLACK | 5-557-01 | 0-557-01 | RED | 5-557-05 | 0-557-05 |
| | | | BLUE | 5-557-02 | 0-557-02 | WHITE | 5-557-07 | 0-557-07 |
| | | | GREEN | 5-557-04 | 0-557-04 | YELLOW | 5-557-08 | 0-557-08 |
| Assorted | 0-557-00 | 12 | GREY | 5-557-09 | 0-557-09 | GREEN/YELLOW | 5-557-48 | 0-557-48 |

BLACK PVC ADHESIVE TAPE



- 19mm x 20m roll

| PART NO. | QTY |
|----------|-----|
| 0-615-00 | 10 |
| 5-615-00 | 1 |

BLACK PVC NON-ADHESIVE LOOM TAPE



- 19mm x 40m roll

| PART NO. | QTY |
|----------|-----|
| 0-592-00 | 10 |
| 5-592-00 | 1 |

SELF AMALGAMATING TAPE

SELF AMALGAMATING (PIB) TAPE



- Self amalgamating tape, 25mm x 3m roll
- Black Polyisobutylene

| PART NO. | QTY |
|----------|-----|
| 0-557-50 | 1 |

SELF AMALGAMATING/ HIGH VOLTAGE TAPE



- Self amalgamating tape, 19mm x 10m roll
- Black

| PART NO. | QTY |
|----------|-----|
| 0-557-52 | 1 |

HAZARD WARNING TAPE

ADHESIVE HAZARD WARNING TAPE



- 50mm x 33m roll

| PART NO. | DESCRIPTION | QTY |
|----------|--------------|-----|
| 0-557-75 | Red/white | 1 |
| 0-557-78 | Black/yellow | 1 |

CABLE & WIRING ACCESSORIES CABLE MANAGEMENT HARNESS ACCESSORIES & TAPE

ALUMINIUM TAPE

ALUMINIUM FOIL TAPE


- Aluminium foil tape



| PART NO. | DESCRIPTION | QTY |
|----------|-----------------|-----|
| 0-557-37 | 48mm x 50m tape | 1 |

ALUMINIUM COVERED TAPE & MAT

- Woven fibreglass adhesive tape or mat
- Protects cables, looms and pipes against abrasion and heat up to 815°C



| PART NO. | DESCRIPTION | QTY |
|----------|------------------|-----|
| 0-557-38 | 37mm x 4.5m tape | 1 |
| 0-557-39 | 300 x 600mm mat | 1 |

WOVEN EGYPTIAN COTTON TAPE

- Field coil tape with red centre guideline

| DESCRIPTION | QTY 1 | QTY 5 |
|-----------------|----------|----------|
| 13mm x 50m roll | 5-527-00 | 0-527-00 |
| 16mm x 50m roll | 5-528-00 | 0-528-00 |



OTHER TAPE

FLEECE TAPE

- Black fleece tape
- For wiring looms



| PART NO. | DESCRIPTION | QTY |
|----------|-----------------|-----|
| 0-527-50 | 19mm x 20m roll | 1 |

DOUBLE SIDED FOAM TAPE

- Adhesive both sides

| PART NO. | DESCRIPTION | QTY |
|----------|-----------------|-----|
| 0-557-80 | 12mm x 10m roll | 1 |
| 0-557-81 | 19mm x 10m roll | 1 |
| 0-557-82 | 25mm x 10m roll | 1 |
| 0-557-83 | 50mm x 10m roll | 1 |



DUCT TAPE

- 48mm x 50m
- General purpose
- Strong adhesive



| PART NO. | DESCRIPTION | QTY |
|----------|-------------|-----|
| 0-557-21 | Black | 1 |
| 0-557-29 | Silver | 1 |

MASKING TAPE

- Strong edges
- Easy tear



| PART NO. | DESCRIPTION | QTY |
|----------|-------------|-----|
| 0-557-60 | 25mm x 50m | 1 |
| 0-557-61 | 50mm x 50m | 1 |

POWER TRANSFER

CHARGING CLIPS

5A CLIPS



- 5A alligator clip, nickel plated steel
- 44mm long
- Jaw opening 13mm
- Ministry Ref. 5940.99.940.0856

| PART NO. | QTY |
|----------|-----|
| 0-140-05 | 50 |
| 0-261-00 | 10 |



- Insulating sleeves, red and black, moulded in soft PVC, for use on part 0-140-05 and 0-261-00 clips

| PART NO. | QTY |
|----------|---------|
| 0-140-01 | 5 pairs |

25A CLIPS

- 25A crocodile clip, plated steel
- 76mm long
- Jaw opening 32mm
- Ministry Ref. 5940.99.940.0859



| PART NO. | QTY |
|----------|-----|
| 0-187-25 | 50 |
| 0-263-00 | 10 |

- One pair of 25A crocodile clips with one black and one red insulation sleeve
- 6.3mm male blade terminals

| PART NO. | QTY |
|----------|--------|
| 0-187-00 | 1 pair |



- 25A crocodile clip, plated steel
- 76mm long
- Jaw opening 32mm
- 6.3mm male blade terminal

| PART NO. | QTY |
|----------|-----|
| 0-187-27 | 50 |
| 0-263-27 | 10 |



25A CLIPS



- Insulation sleeves moulded in soft PVC
- For use only on Part 0-187-27 and 0-263-27

| PART NO. | COLOUR | QTY |
|----------|--------|-----|
| 0-187-01 | Black | 10 |
| 0-187-05 | Red | 10 |

40A CLIP



- 40A crocodile clip, plated steel
- 82mm long
- Jaw opening 19mm
- Fitted with red and black plastic handles

| PART NO. | QTY |
|----------|--------|
| 0-186-00 | 1 pair |

50A CLIP



- 50A crocodile clip, plated steel
- 102mm long
- Jaw opening 50mm

| PART NO. | QTY |
|----------|-----|
| 0-187-50 | 25 |
| 0-263-50 | 10 |

100A CLIP



- 100A crocodile clip, plated steel
- 183mm long
- Jaw opening 40mm
- Supplied with terminal, nut, bolt and red and black plastic covers

| PART NO. | COLOUR | QTY |
|----------|----------------|---------|
| 0-153-00 | 2 red, 2 black | 2 pairs |
| 0-153-01 | Black only | 1 clip |
| 0-153-05 | Red only | 1 clip |

200A CLIP



- 200A crocodile clip, solid copper
- 183mm long
- Jaw opening 40mm
- Supplied with terminal, nut, bolt and red and black plastic handles

| PART NO. | COLOUR | QTY |
|----------|----------------|---------|
| 0-153-50 | 2 red, 2 black | 2 pairs |
| 0-153-51 | Black only | 1 clip |
| 0-153-55 | Red only | 1 clip |

BOOSTER CABLES

135A LEADS



- Set of two slave leads, 266/0.30mm, 20mm², 135A PVC insulated cable
- Fitted with plated steel crocodile clips

| PART NO. | LENGTH | QTY |
|----------|-----------|-------|
| 0-204-00 | 2.5m long | 1 set |
| 0-205-00 | 5m long | 1 set |

170A LEADS



- Set of two heavy-duty slave leads, 322/0.30mm, 25mm², 170A PVC insulated cable
- Fitted with plated steel crocodile clips

| PART NO. | LENGTH | QTY |
|----------|-----------|-------|
| 0-204-10 | 2.5m long | 1 set |
| 0-205-10 | 5m long | 1 set |

170A WITH CONNECTORS



- Set of two heavy-duty slave leads, 322/0.30mm, 25mm², 170A PVC insulated cable with plated steel crocodile clips
- Fitted with 0-431-75 connectors at 1 metre in line

| PART NO. | LENGTH | QTY |
|----------|---------|-------|
| 0-205-11 | 5m long | 1 set |

300A INSULATED LEADS

- Set of two extra heavy-duty slave leads, 539/0.30mm, 40mm², 300A PVC insulated cable
- Fitted with plated steel crocodile clips with copper braid bonded jaws

| PART NO. | LENGTH | QTY |
|----------|-----------|-------|
| 0-204-20 | 2.5m long | 1 set |
| 0-205-20 | 5m long | 1 set |



LOOKING FOR A BOOSTER PACK OR A HEAVY-DUTY TROLLEY CHARGER FOR 12V OR 24V VEHICLES. See pages 274-277.

BATTERY LEADS

BATTERY TO BATTERY LEADS

25MM² CROSS SECTION



| CONDUCTOR | CURRENT RATING | QTY |
|-----------|----------------|-----|
| 37/0.90mm | 170A | 5 |

AS ILLUSTRATED

| PART NO. | LENGTH |
|----------|--------|
| 0-622-06 | 150mm |
| 0-622-09 | 225mm |
| 0-622-12 | 300mm |

40MM² CROSS SECTION



| CONDUCTOR | CURRENT RATING | QTY |
|-----------|----------------|-----|
| 61/0.90mm | 300A | 5 |

AS ILLUSTRATED

| PART NO. | LENGTH |
|----------|--------|
| 0-621-06 | 150mm |
| 0-621-09 | 225mm |
| 0-621-12 | 300mm |

REVERSE OF ILLUSTRATED

| PART NO. | LENGTH |
|----------|--------|
| 0-621-59 | 225mm |
| 0-621-62 | 300mm |

60MM² CROSS SECTION



| CONDUCTOR | CURRENT RATING | QTY |
|-----------|----------------|-----|
| 61/1.13mm | 415A | 5 |

AS ILLUSTRATED

| PART NO. | LENGTH |
|----------|--------|
| 0-623-06 | 150mm |
| 0-623-09 | 225mm |
| 0-623-12 | 300mm |

REVERSE OF ILLUSTRATED

| PART NO. | LENGTH |
|----------|--------|
| 0-623-59 | 225mm |
| 0-623-62 | 300mm |

UNIVERSAL BATTERY LEADS

20MM² CROSS SECTION



| CONDUCTOR | CURRENT RATING | TERMINAL | QTY |
|------------|----------------|----------|-----|
| 266/0.30mm | 135A | 8mm | 5 |

| PART NO. | LENGTH | PART NO. | LENGTH |
|----------|--------|----------|--------|
| 0-574-12 | 300mm | 0-574-18 | 450mm |
| 0-574-15 | 375mm | 0-574-24 | 600mm |

STARTER TO SWITCH LEADS

25MM² CROSS SECTION



| CONDUCTOR | CURRENT RATING | TERMINALS |
|-----------|----------------|-----------|
| 37/0.90mm | 170A | 8mm |

| QTY 1 | | QTY 5 | |
|----------|----------|--------|--|
| PART NO. | PART NO. | LENGTH | |
| 5-662-12 | 0-662-12 | 300mm | |
| 5-662-18 | 0-662-18 | 450mm | |
| 5-662-24 | 0-662-24 | 600mm | |

40MM² CROSS SECTION



| CONDUCTOR | CURRENT RATING | TERMINALS |
|-----------|----------------|-----------|
| 61/0.90mm | 300A | 10mm |

| QTY 1 | | QTY 5 | |
|----------|----------|--------|--|
| PART NO. | PART NO. | LENGTH | |
| 5-661-12 | 0-661-12 | 300mm | |
| 5-661-18 | 0-661-18 | 450mm | |
| 5-661-24 | 0-661-24 | 600mm | |

60MM² CROSS SECTION



| CONDUCTOR | CURRENT RATING | TERMINALS |
|-----------|----------------|-----------|
| 61/1.13mm | 415A | 10mm |

| QTY 5 | |
|----------|--------|
| PART NO. | LENGTH |
| 0-663-12 | 300mm |
| 0-663-18 | 450mm |

EARTH STRAPS

EARTH STRAPS, HEAVY-DUTY ROUND, TINNED COPPER



| CONDUCTOR | CURRENT RATING | Ø | HOLE | QTY |
|--------------|----------------|------|------|-----|
| 16/32/0.30mm | 260A | 13mm | 1mm | 5 |

| PART NO. | LENGTH | PART NO. | LENGTH |
|----------|--------|----------|--------|
| 0-232-12 | 300mm | 0-232-18 | 450mm |
| 0-232-15 | 375mm | 0-232-24 | 600mm |

EARTH STRAPS, ROUND, HEAVY-DUTY, TINNED COPPER



| CONDUCTOR | CURRENT RATING | Ø | TERMINAL | QTY |
|--------------|----------------|------|----------|-----|
| 16/32/0.30mm | 260A | 13mm | 9.5mm | 5 |

| PART NO. | LENGTH |
|----------|--------|
| 2-742-12 | 300mm |
| 2-742-21 | 525mm |

BONDING STRAPS, FLAT, TINNED COPPER



| CONDUCTOR | CURRENT RATING | WIDTH | HOLE | QTY |
|--------------|----------------|-------|------|-----|
| 32/16/0.20mm | 110A | 24mm | 10mm | 5 |

| PART NO. | LENGTH | PART NO. | LENGTH |
|----------|--------|----------|--------|
| 0-568-06 | 150mm | 0-568-15 | 375mm |
| 0-568-09 | 225mm | 0-568-18 | 450mm |
| 0-568-12 | 300mm | 0-568-21 | 525mm |

BONDING STRAPS, ROUND, TINNED COPPER



| CONDUCTOR | CURRENT RATING | Ø | TERMINAL | QTY |
|-------------|----------------|------|----------|-----|
| 24/9/0.30mm | 110A | 10mm | 8mm | 5 |

| PART NO. | LENGTH | PART NO. | LENGTH |
|----------|--------|----------|--------|
| 0-567-09 | 225mm | 0-567-15 | 375mm |
| 0-567-12 | 300mm | 0-567-18 | 450mm |

BONDING STRAPS, ROUND, HEAVY-DUTY, TINNED COPPER

| CONDUCTOR | CURRENT RATING | Ø | TERMINAL | QTY |
|--------------|----------------|------|----------|-----|
| 16/32/0.30mm | 260A | 13mm | 9.5mm | 5 |

| PART NO. | LENGTH | PART NO. | LENGTH |
|----------|--------|----------|--------|
| 0-393-06 | 150mm | 0-393-18 | 450mm |
| 0-393-09 | 225mm | 0-393-21 | 525mm |
| 0-393-12 | 300mm | | |



COPPER BRAIDS

FLAT 8MM WIDE, TINNED COPPER



| CONDUCTOR | CURRENT RATING | CROSS SECTIONAL AREA | COIL |
|-------------|----------------|----------------------|------|
| 24/5/0.20mm | 35A | 4mm ² | 5M |

| PART NO. | LENGTH |
|----------|--------|
| 0-190-00 | 8mm |

FLAT 24MM WIDE, TINNED COPPER



| CONDUCTOR | CURRENT RATING | CROSS SECTIONAL AREA | COIL |
|--------------|----------------|----------------------|------|
| 32/16/0.20mm | 110A | 16mm ² | 10M |

| PART NO. | LENGTH |
|----------|--------|
| 0-189-00 | 24mm |

Ø10MM, TINNED COPPER



| CONDUCTOR | CURRENT RATING | CROSS SECTIONAL AREA | COIL |
|-------------|----------------|----------------------|------|
| 24/9/0.30mm | 110A | 16mm ² | 10M |

| PART NO. | LENGTH |
|----------|--------|
| 0-288-00 | 10mm |

Ø13MM, TINNED COPPER



| CONDUCTOR | CURRENT RATING | CROSS SECTIONAL AREA | COIL |
|--------------|----------------|----------------------|------|
| 16/32/0.30mm | 260A | 37mm ² | 10M |

| PART NO. | LENGTH |
|----------|--------|
| 0-566-00 | 13mm |



LOOKING FOR BATTERY TERMINALS?

See pages 159–161.

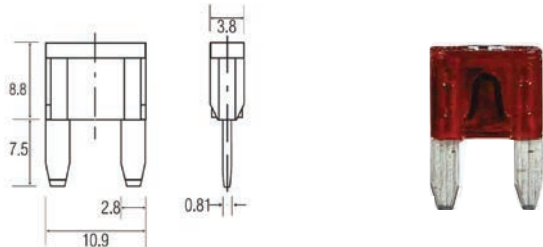


With over 2000 parts, Durite is your one-stop shop for vehicle wiring. We supply high quality products at affordable prices. Whether you are repairing or building a new harness, we have 100s of terminals, connectors, fuses, sleeves and more. In fact, over 99% of Durite Customers are satisfied with the quality and diversity of our 'Wiring Accessories' range.

CIRCUIT PROTECTION

BLADE FUSES

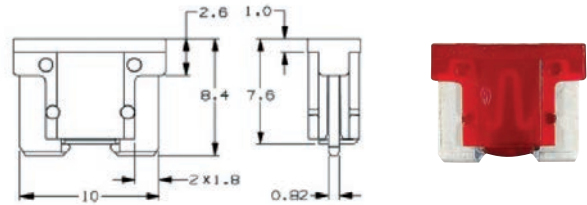
MINI BLADE TYPE



32V DC RATED ISO8820 UL248

| QTY 10 | QTY 50 | QTY 200 | | |
|----------|----------|----------|----------|----------|
| PART NO. | PART NO. | PART NO. | RATING | COLOUR |
| 0-372-02 | 0-372-52 | 3-372-02 | 2A | Grey |
| 0-372-03 | 0-372-53 | 3-372-03 | 3A | Violet |
| 0-372-04 | 0-372-54 | - | 4A | Pink |
| 0-372-05 | 0-372-55 | 3-372-05 | 5A | Tan |
| 0-372-07 | 0-372-57 | 3-372-07 | 7.5A | Brown |
| 0-372-10 | 0-372-60 | 3-372-10 | 10A | Red |
| 0-372-15 | 0-372-65 | 3-372-15 | 15A | Blue |
| 0-372-20 | 0-372-70 | 3-372-20 | 20A | Yellow |
| 0-372-25 | 0-372-75 | 3-372-25 | 25A | Neutral |
| 0-372-30 | 0-372-80 | 3-372-30 | 30A | Green |
| 0-372-50 | - | - | Assorted | Assorted |

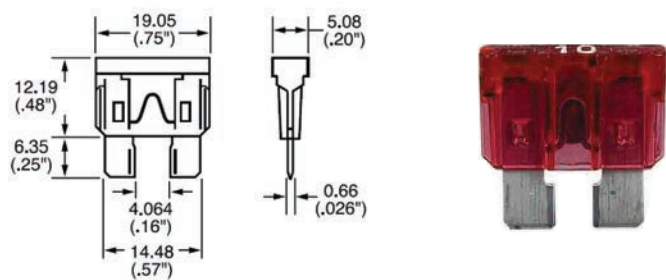
LOW PROFILE MINI BLADE TYPE



58V DC RATED

| QTY 10 | | |
|----------|--------|---------|
| PART NO. | RATING | COLOUR |
| 0-371-02 | 2A | Grey |
| 0-371-05 | 5A | Tan |
| 0-371-07 | 7.5A | Brown |
| 0-371-10 | 10A | Red |
| 0-371-15 | 15A | Blue |
| 0-371-20 | 20A | Yellow |
| 0-371-25 | 25A | Neutral |
| 0-371-30 | 30A | Green |

BLADE TYPE



32V DC RATED ISO8820-3 UL24


| QTY 10 | QTY 50 | QTY 200 | | |
|----------|----------|----------|--------|--------|
| PART NO. | PART NO. | PART NO. | RATING | COLOUR |
| 0-375-01 | 0-375-51 | 3-375-01 | 1A | Black |
| 0-375-02 | 0-375-52 | 3-375-02 | 2A | Grey |
| 0-375-03 | 0-375-53 | 3-375-03 | 3A | Violet |
| 0-375-04 | 0-375-54 | 3-375-04 | 4A | Pink |
| 0-375-05 | 0-375-55 | 3-375-05 | 5A | Tan |
| 0-375-07 | 0-375-57 | 3-375-07 | 7.5A | Brown |
| 0-375-10 | 0-375-60 | 3-375-10 | 10A | Red |

| QTY 10 | QTY 50 | QTY 200 | | |
|----------|----------|----------|----------|----------|
| PART NO. | PART NO. | PART NO. | RATING | COLOUR |
| 0-375-15 | 0-375-65 | 3-375-15 | 15A | Blue |
| 0-375-20 | 0-375-70 | 3-375-20 | 20A | Yellow |
| 0-375-25 | 0-375-75 | 3-375-25 | 25A | Neutral |
| 0-375-30 | 0-375-80 | 3-375-30 | 30A | Green |
| 0-375-35 | 0-375-85 | - | 35A | B/Green |
| 0-375-40 | 0-375-90 | 3-375-40 | 40A | Orange |
| 0-375-50 | - | - | Assorted | Assorted |

CABLE & WIRING ACCESSORIES CIRCUIT PROTECTION FUSES

MICRO 3 BLADE TYPE

32V DC RATED ISO8820-3 SAE2741

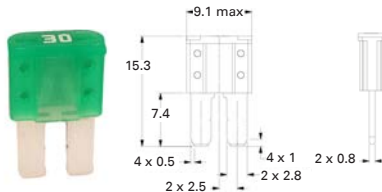


- 3 terminals with 2 fuse elements and common centre terminal
- Used on new Ford/Chrysler/Fiat vehicles

| QTY 1 | | QTY 10 | |
|----------|----------|--------|--------|
| PART NO. | PART NO. | RATING | COLOUR |
| 0-371-55 | 0-371-56 | 5A | Tan |
| 0-371-58 | 0-371-59 | 7.5A | Brown |
| 0-371-60 | 0-371-61 | 10A | Red |
| 0-371-65 | 0-371-66 | 15A | Blue |

MICRO 2 BLADE TYPE

32V DC RATED ISO8820-3 SAE2741

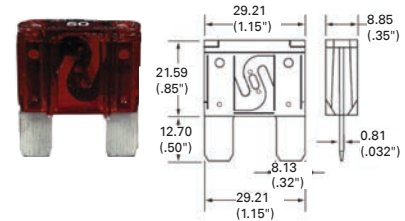


- Silver plated terminals
- Used on Vauxhall, Ford, JLR, Volvo, Fiat, Nissan vehicles

| QTY 10 | | QTY 50 | |
|----------|----------|--------|--------|
| PART NO. | PART NO. | RATING | COLOUR |
| 0-376-65 | 1-376-65 | 5A | Tan |
| 0-376-67 | 1-376-67 | 7.5A | Brown |
| 0-376-70 | 1-376-70 | 10A | Red |
| 0-376-75 | 1-376-75 | 15A | Blue |
| 0-376-80 | 1-376-80 | 20A | Yellow |
| 0-376-82 | 1-376-82 | 25A | White |
| 0-376-83 | 1-376-83 | 30A | Green |

MAXI BLADE TYPE

32V DC RATED ISO8820-3 DIN 72581-3E



| PART NO. | RATING | COLOUR | QTY |
|----------|--------|---------|-----|
| 0-377-20 | 20A | Yellow | 2 |
| 0-377-30 | 30A | Green | 2 |
| 0-377-40 | 40A | Orange | 2 |
| 0-377-50 | 50A | Red | 2 |
| 0-377-60 | 60A | Blue | 2 |
| 0-377-70 | 70A | Tan | 2 |
| 0-377-80 | 80A | Neutral | 2 |

FUSE PULLER



- For standard and mini blade fuses

| PART NO. | DESCRIPTION | QTY |
|----------|-------------|-----|
| 0-375-99 | Fuse puller | 10 |

FUSE TESTER PULLER



- Tests different size fuses
- LED light helps identify working fuses
- Tweezer end helps pull out faulty fuse

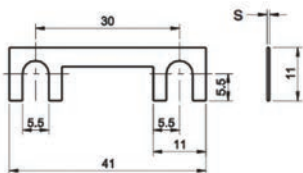
| PART NO. | DESCRIPTION | QTY |
|----------|--------------------|-----|
| 0-534-29 | Fuse tester puller | 1 |



LOOKING FOR FUSE BOXES?
SEE PAGES 206-208.

BOLT DOWN FUSES

STRIP LINK FUSES



36V DC RATED DIN 72581/2

| PART NO. | RATING | QTY |
|----------|--------|-----|
| 0-378-30 | 30A | 10 |
| 0-378-40 | 40A | 10 |
| 0-378-50 | 50A | 10 |
| 0-378-60 | 60A | 10 |
| 0-378-80 | 80A | 10 |
| 0-378-10 | 100A | 10 |



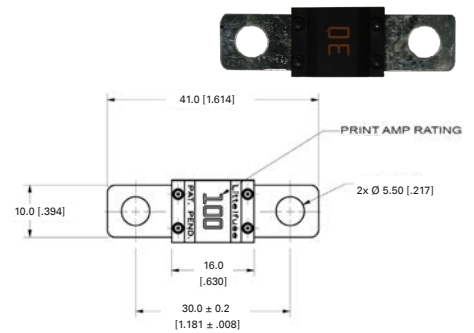
LOOKING FOR A MATCHING FUSE HOLDER? SEE PAGE 205.

CABLE & WIRING ACCESSORIES CIRCUIT PROTECTION FUSES

MIDI TYPE FUSES

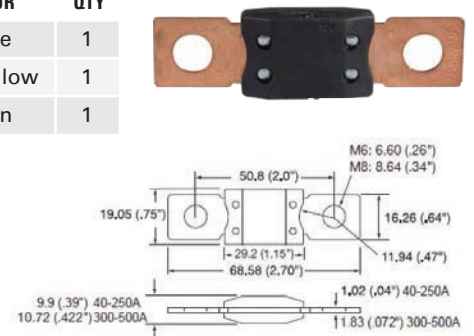
32V DC RATED ISO8820-5 UL248

| QTY 1 | | QTY 100 | | QTY 1 | | |
|----------|----------|---------|--------|----------|--------|--------|
| PART NO. | PART NO. | RATING | COLOUR | PART NO. | RATING | COLOUR |
| 0-378-13 | 3-378-13 | 30A | Orange | 0-378-18 | 80A | White |
| 0-378-14 | 3-378-14 | 40A | Green | 0-378-20 | 100A | Blue |
| 0-378-15 | - | 50A | Red | 0-378-22 | 125A | Pink |
| 0-378-16 | - | 60A | Yellow | 0-378-25 | 150A | Grey |
| 0-378-17 | 3-378-17 | 70A | Brown | 0-378-33 | 200A | Violet |



MEGA TYPE FUSES

| PART NO. | RATING | COLOUR | QTY | PART NO. | RATING | COLOUR | QTY |
|----------|--------|------------|-----|----------|--------|-------------|-----|
| 0-376-10 | 100A | Yellow | 1 | 0-376-40 | 400A | Purple | 1 |
| 0-376-12 | 125A | Green | 1 | 0-376-45 | 450A | Dark yellow | 1 |
| 0-376-15 | 150A | Orange | 1 | 0-376-55 | 500A | Brown | 1 |
| 0-376-17 | 175A | White | 1 | | | | |
| 0-376-20 | 200A | Blue | 1 | | | | |
| 0-376-22 | 225A | Tan | 1 | | | | |
| 0-376-25 | 250A | Pink | 1 | | | | |
| 0-376-30 | 300A | Grey | 1 | | | | |
| 0-376-35 | 350A | Dark green | 1 | | | | |



AFTERMARKET FUSES

AFTERMARKET MIDI TYPE FUSES

32V DC RATED PBT HOUSING ZINC BLADE

| PART NO. | RATING | COLOUR | QTY |
|----------|--------|--------|-----|
| 0-368-13 | 30A | Orange | 1 |
| 0-368-14 | 40A | Green | 1 |
| 0-368-15 | 50A | Red | 1 |
| 0-368-16 | 60A | Yellow | 1 |
| 0-368-17 | 70A | Brown | 1 |
| 0-368-18 | 80A | White | 1 |
| 0-368-20 | 100A | Blue | 1 |
| 0-368-22 | 125A | Pink | 1 |



AFTERMARKET BLADE TYPES

32V DC RATED TIN PLATED ZINC ALLOY

| PART NO. | RATING | COLOUR | QTY |
|----------|--------|---------|-----|
| 0-365-02 | 2A | Grey | 50 |
| 0-365-03 | 3A | Violet | 50 |
| 0-365-04 | 4A | Pink | 50 |
| 0-365-05 | 5A | Tan | 50 |
| 0-365-07 | 7.5A | Brown | 50 |
| 0-365-10 | 10A | Red | 50 |
| 0-365-15 | 15A | Blue | 50 |
| 0-365-20 | 20A | Yellow | 50 |
| 0-365-25 | 25A | Natural | 50 |
| 0-365-30 | 30A | Green | 50 |
| 0-365-40 | 40A | Orange | 50 |



CABLE & WIRING ACCESSORIES CIRCUIT PROTECTION FUSES

AFTERMARKET MINI BLADE TYPE



32V DC RATED TIN PLATED ZINC ALLOY

QTY 50

| PART NO. | RATING | COLOUR |
|----------|--------|---------|
| 0-362-03 | 3A | Violet |
| 0-362-04 | 4A | Pink |
| 0-362-05 | 5A | Tan |
| 0-362-07 | 7.5A | Brown |
| 0-362-10 | 10A | Red |
| 0-362-15 | 15A | Blue |
| 0-362-20 | 20A | Yellow |
| 0-362-25 | 25A | Natural |
| 0-362-30 | 30A | Green |

AFTERMARKET MEGA TYPE FUSE



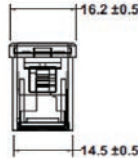
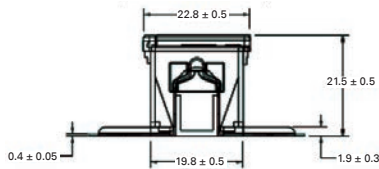
32V DC RATED PBT HOUSING ZINC BLADE

| PART NO. | RATING | COLOUR | QTY |
|----------|--------|--------|-----|
| 0-366-10 | 100A | Yellow | 1 |
| 0-366-12 | 125A | Green | 1 |
| 0-366-15 | 150A | Orange | 1 |
| 0-366-17 | 175A | White | 1 |
| 0-366-20 | 200A | Blue | 1 |
| 0-366-22 | 225A | Tan | 1 |
| 0-366-25 | 250A | Pink | 1 |
| 0-366-55 | 500A | Brown | 1 |

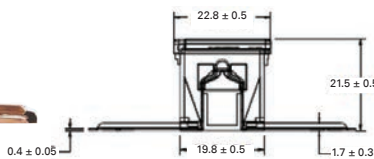
PAL TYPE FUSES, 32V DC RATED, JASO 0612

PAL TYPE MALE, SHORT OR LONG LEGS

Short Legs

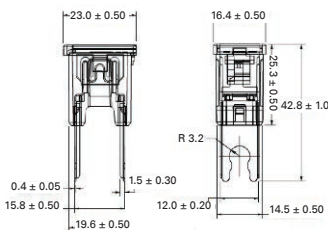


Long Legs



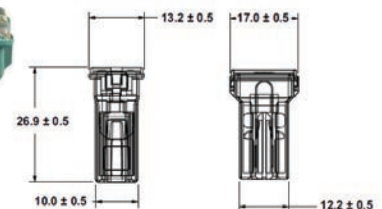
| SHORT LEGS | LONG LEGS | RATING | COLOUR | QTY |
|------------|-----------|--------|--------|-----|
| - | 0-379-73 | 30A | Pink | 1 |
| 0-379-64 | 0-379-74 | 40A | Green | 1 |
| 0-379-65 | 0-379-75 | 50A | Red | 1 |
| 0-379-66 | 0-379-76 | 60A | Yellow | 1 |
| 0-379-67 | 0-379-77 | 70A | Brown | 1 |
| - | 0-379-78 | 80A | Black | 1 |
| 0-379-70 | 0-379-80 | 100A | Blue | 1 |
| - | 0-379-82 | 120A | White | 1 |

PAL TYPE MALE



| PART NO. | RATING | COLOUR | QTY |
|----------|--------|--------|-----|
| 0-379-53 | 30A | Pink | 1 |
| 0-379-54 | 40A | Green | 1 |
| 0-379-55 | 50A | Red | 1 |
| 0-379-56 | 60A | Yellow | 1 |
| 0-379-57 | 70A | Tan | 1 |
| 0-379-58 | 80A | Black | 1 |
| 0-379-60 | 100A | Blue | 1 |
| 0-379-62 | 120A | White | 1 |

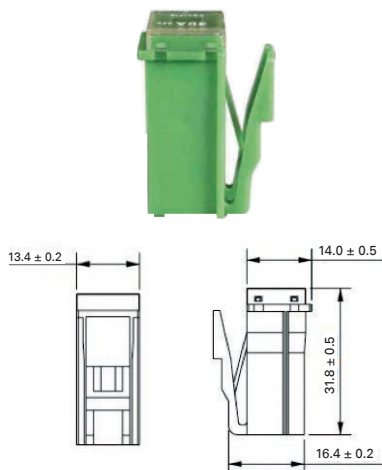
PAL TYPE FEMALE



| PART NO. | RATING | COLOUR | QTY |
|----------|--------|--------|-----|
| 0-379-13 | 30A | Pink | 1 |
| 0-379-14 | 40A | Green | 1 |

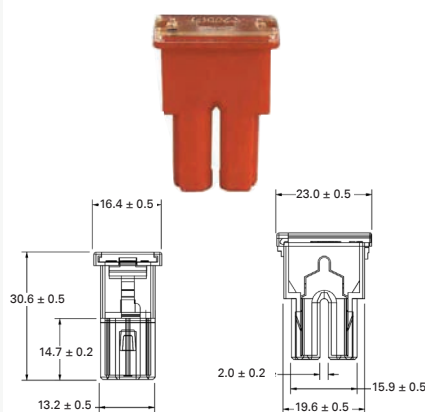
CABLE & WIRING ACCESSORIES CIRCUIT PROTECTION FUSES

PAL TYPE FEMALE



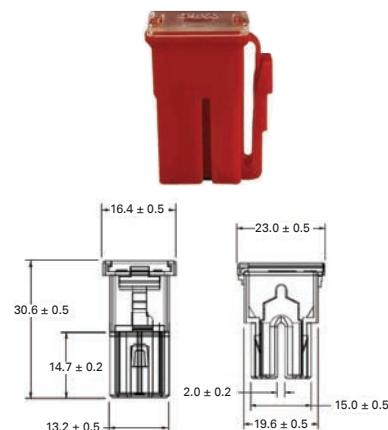
| PART NO. | RATING | COLOUR | QTY |
|----------|--------|--------|-----|
| 0-379-30 | 30A | Green | 1 |

PAL TYPE FEMALE



| PART NO. | RATING | COLOUR | QTY |
|----------|--------|--------|-----|
| 0-379-02 | 20A | Blue | 1 |
| 0-379-03 | 30A | Pink | 1 |
| 0-379-04 | 40A | Green | 1 |
| 0-379-05 | 50A | Red | 1 |
| 0-379-06 | 60A | Yellow | 1 |

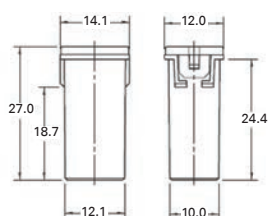
PAL TYPE FEMALE



| PART NO. | RATING | COLOUR | QTY |
|----------|--------|--------|-----|
| 0-379-44 | 45A | Red | 1 |
| 0-379-46 | 65A | Black | 1 |
| 0-379-47 | 75A | Grey | 1 |

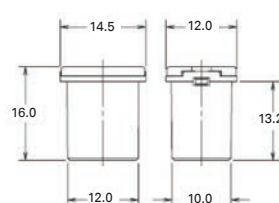
JCASE TYPE FUSES

JCASE FEMALE CARTRIDGE



| PART NO. | RATING | COLOUR | QTY |
|----------|--------|--------|-----|
| 0-379-32 | 20A | Blue | 1 |
| 0-379-33 | 30A | Pink | 1 |
| 0-379-34 | 40A | Green | 1 |
| 0-379-35 | 50A | Red | 1 |
| 0-379-36 | 60A | Yellow | 1 |

JCASE FEMALE CARTRIDGE LOW PROFILE



| PART NO. | RATING | COLOUR | QTY |
|----------|--------|--------|-----|
| 0-379-15 | 20A | Blue | 1 |
| 0-379-16 | 25A | White | 1 |
| 0-379-17 | 30A | Pink | 1 |
| 0-379-18 | 40A | Green | 1 |
| 0-379-19 | 50A | Red | 1 |
| 0-379-20 | 60A | Yellow | 1 |



FOR MORE INFO, VISIT WWW.DURITE.CO.UK
OR CONTACT INFO@DURITE.CO.UK



CABLE & WIRING ACCESSORIES CIRCUIT PROTECTION FUSES

MCASE+ TYPE FUSES

MCASE+

32V DC RATED ISO8820-4 SAE2741



- Used on Vauxhall, Ford, JLR, Volvo, Fiat, Nissan

| QTY 1 | | QTY 10 | |
|----------|----------|--------|---------|
| PART NO. | PART NO. | RATING | COLOUR |
| 0-379-08 | 1-379-08 | 15A | Grey |
| 0-379-09 | 1-379-09 | 20A | Blue |
| 0-379-10 | 1-379-10 | 25A | Natural |
| 0-379-11 | 1-379-11 | 30A | Pink |
| 0-379-12 | 1-379-12 | 40A | Green |

CONTINENTAL

25MM CONTINENTAL

36V DC RATED DIN 72581-1



| QTY 10 | | QTY 50 | |
|----------|----------|--------|--------|
| PART NO. | PART NO. | RATING | COLOUR |
| 0-230-05 | 0-230-55 | 5A | Yellow |
| 0-230-08 | 0-230-58 | 8A | White |
| 0-230-16 | 0-230-66 | 16A | Red |
| 0-230-25 | 0-230-75 | 25A | Blue |

MAINS TYPE FUSES

MAINS TYPE TO BS1362



| PART NO. | RATING | COLOUR | QTY |
|----------|--------|--------|-----|
| 0-696-03 | 3A | Red | 10 |
| 0-696-53 | 3A | Red | 50 |
| 0-696-05 | 5A | Black | 10 |
| 0-696-55 | 5A | Black | 50 |
| 0-696-13 | 13A | Brown | 10 |
| 0-696-63 | 13A | Brown | 50 |
| 3-696-13 | 13A | Brown | 200 |



LOOKING FOR FUSE HOLDER OR BOX FOR 25MM CONTINENTAL?

FUSE HOLDER 0-591-50 | FUSE BOXES 0-234-00 | See page 206 & 208.



GLASS FUSES

32MM FLAT ENDED X 6.3MM Ø



⚡ Blow rating is specified as double the continuous rating.

| PART NO. | CONTINUOUS RATING | QTY |
|----------|-------------------|-----|
| 0-374-01 | 1A | 10 |
| 0-374-02 | 2A | 10 |
| 0-374-03 | 3A | 10 |
| 0-374-04 | 4A | 10 |
| 0-374-05 | 5A | 10 |
| 0-374-07 | 7.5A | 10 |
| 0-374-10 | 10A | 10 |

| PART NO. | CONTINUOUS RATING | QTY |
|----------|-------------------|-----|
| 0-374-15 | 15A | 10 |
| 0-374-25 | 25A | 10 |
| 0-374-30 | 30A | 10 |
| 0-374-40 | 20A | 10 |
| 0-374-50 | 50A | 10 |

29MM FLAT ENDED X 6.3MM Ø



⚡ Blow rating is specified as double the continuous rating.

| PART NO. | CONTINUOUS RATING | QTY |
|----------|-------------------|-----|
| 0-355-50 | 25A | 10 |

CABLE & WIRING ACCESSORIES CIRCUIT PROTECTION FUSES

20MM X 5.0MM Ø RADIO, RAPID BLOW

| PART NO. | RATING | QTY |
|----------|--------|-----|
| 0-373-01 | 1A | 10 |
| 0-373-51 | 1A | 50 |
| 0-373-02 | 2A | 10 |
| 0-373-52 | 2A | 50 |
| 0-373-03 | 3A | 10 |

| PART NO. | RATING | QTY |
|----------|--------|-----|
| 0-373-53 | 3A | 50 |
| 0-373-05 | 5A | 10 |
| 0-373-55 | 5A | 50 |
| 0-373-08 | 8A | 10 |
| 0-373-58 | 8A | 50 |



| PART NO. | RATING | QTY |
|----------|--------|-----|
| 0-373-15 | 15A | 10 |
| 0-373-20 | 20A | 10 |
| 0-373-70 | 20A | 50 |



LOOKING FOR ASSORTED FUSE KITS?

See page 209.



DIODES

MINI DIODE

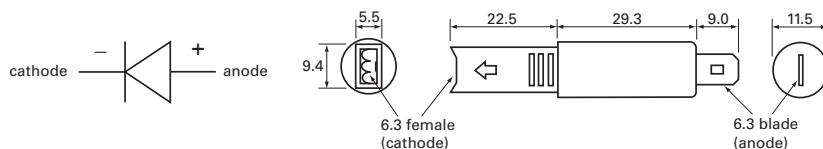


- Diode, mini fuse size, 1A 150V

| PART NO. | QTY |
|----------|-----|
| 0-372-00 | 10 |

UNIVERSAL INLINE DIODE

- Universal in-line diode, 10A 50VDC, with male (-) and female (+) 6.30mm Lucar terminals



| PART NO. | QTY |
|----------|-----|
| 0-834-10 | 10 |

⚡ For current to flow the diode must be forward biased by connecting the anode to positive and cathode to negative.



@ WWW.DURITE.CO.UK

+44 (0) 1255 555 200

✉ SALES@DURITE.CO.UK

CIRCUIT BREAKERS

CIRCUIT BREAKER FOR 12/24 VOLT DC SYSTEMS

MINI BLADE FUSE TYPE



- Thermal with manual re-set
- Will replace standards mini blade fuses in many fuseholders and boxes

| PART NO. | RATED AT | COLOUR | QTY |
|----------|----------|--------|-----|
| 0-380-55 | 5A | Tan | 1 |
| 0-380-60 | 10A | Red | 1 |
| 0-380-65 | 15A | Blue | 1 |

BLADE FUSE TYPE



- Thermal bi-metallic with manual re-set
- Will replace standard blade fuses in many fuseholders and boxes

| PART NO. | RATED AT | COLOUR | QTY |
|----------|----------|-------------|-----|
| 0-380-06 | 6A | Green | 1 |
| 0-380-08 | 8A | Tan | 1 |
| 0-380-10 | 10A | Red | 1 |
| 0-380-15 | 15A | Blue | 1 |
| 0-380-20 | 20A | Yellow | 1 |
| 0-380-25 | 25A | White | 1 |
| 0-380-30 | 30A | Light green | 1 |

TALL BLADE FUSE TYPE



- Thermal bi-metallic high performance double contact mechanism with manual re-set and manual trip
- Will replace standard blade fuses in many fuseholders and boxes

| PART NO. | RATED AT | COLOUR | QTY |
|----------|----------|--------|-----|
| 0-381-06 | 6A | Green | 1 |
| 0-381-08 | 8A | Tan | 1 |
| 0-381-10 | 10A | Red | 1 |
| 0-381-15 | 15A | Blue | 1 |
| 0-381-20 | 20A | Yellow | 1 |

CIRCUIT BREAKERS 12/24 VOLT



- Thermal bi-metallic with manual re-set and manual trip
- For panel hole, 11.2 x 10mm
- Supplied with 1 x hex nut, 1 x knurled ring

⚡ Screw connections.

| PART NO. | RATED AT | QTY |
|----------|--------------------------|-----|
| 0-381-55 | 5A | 1 |
| 0-381-60 | 10A | 1 |
| 0-381-65 | 15A | 1 |
| 0-381-70 | 20A | 1 |
| 0-381-75 | 25A | 1 |
| 0-381-80 | 30A | 1 |
| 0-381-85 | 35A | 1 |
| 0-381-90 | 40A | 1 |
| 0-381-95 | 45A | 1 |
| 0-381-99 | Circuit breaker dust cap | 1 |

FLUSH MOUNT CIRCUIT BREAKERS

- 12/24V



| PART NO. | RATED AT | QTY |
|----------|------------------|-----|
| 0-382-55 | 50A flush mount | 1 |
| 0-382-56 | 60A flush mount | 1 |
| 0-382-58 | 80A flush mount | 1 |
| 0-382-60 | 100A flush mount | 1 |
| 0-382-65 | 150A flush mount | 1 |
| 0-382-70 | 200A flush mount | 1 |
| 0-383-99 | Mounting bracket | 1 |

PANEL MOUNT HI-AMP CIRCUIT BREAKERS

- 12/24V



| PART NO. | RATED AT | QTY |
|----------|--------------------------------|-----|
| 0-383-55 | 50A panel mount | 1 |
| 0-383-58 | 80A panel mount | 1 |
| 0-383-60 | 100A panel mount | 1 |
| 0-383-98 | Spare panel mount mounting pad | 1 |
| 0-383-99 | Mounting bracket | 1 |

CABLE & WIRING ACCESSORIES CIRCUIT PROTECTION CIRCUIT BREAKERS

MANUAL RESET & TRIP TYPE



- Thermal bi-metallic with re-set push button and manual trip
- For panel hole, 13.8 x 16mm

| PART NO. | RATED AT | QTY |
|----------|------------------------------|-----|
| 0-382-10 | 10A | 1 |
| 0-382-15 | 15A | 1 |
| 0-382-97 | Splash proof cover for above | 1 |

PANEL / BASE MOUNT TYPE

- Thermal bi-metallic with manual re-set and manual trip
- For panel mounting in 9.6mm diameter hole or on 6.3mm blade base, part numbers 0-384-98 blade or 0-384-99 screw



| PART NO. | RATED AT | QTY |
|----------|------------------------------|-----|
| 0-384-05 | 5A | 1 |
| 0-384-07 | 7A | 1 |
| 0-384-10 | 10A | 1 |
| 0-384-15 | 15A | 1 |
| 0-384-20 | 20A | 1 |
| 0-384-25 | 25A | 1 |
| 0-384-97 | Splash proof cover for above | 1 |

PANEL MOUNT TYPE

- Thermal bi-metallic with manual re-set
- For panel mounting in 12mm diameter hole

| PART NO. | RATED AT | QTY |
|----------|------------------------------|-----|
| 0-388-20 | 20A | 1 |
| 0-388-30 | 30A | 1 |
| 0-388-40 | 40A | 1 |
| 0-388-50 | 50A | 1 |
| 0-388-60 | 60A | 1 |
| 0-388-70 | 70A | 1 |
| 0-388-97 | Splash proof cover for above | 1 |



MOUNTING BLOCKS FOR CIRCUIT BREAKERS

CABLE CONNECTION 6.3MM BLADES

- Moulded plastic mounting bases accommodating 2 circuit breakers
- Can be joined together to form a bank



| PART NO. | DESCRIPTION | QTY |
|----------|----------------------|-----|
| 0-384-98 | Accepts 6.3mm blades | 1 |

CABLE CONNECTION SCREW TERMINALS

- Moulded plastic mounting bases accommodating 2 circuit breakers
- Can be joined together to form a bank



| PART NO. | DESCRIPTION | QTY |
|----------|----------------------|-----|
| 0-384-99 | Accepts 6.3mm blades | 1 |

FUSE HOLDERS

BLADE FUSE HOLDERS

MINI BLADE FUSE HOLDERS



- With flying leads
- Snap-on splash proof cover
- Maximum fuse rating 15A continuous

| PART NO. | QTY | PART NO. | QTY |
|----------|-----|----------|-----|
| 0-372-90 | 5 | 3-372-90 | 100 |
| 5-372-90 | 1 | | |



- 'Add a Circuit' type mini blade fuse holder, adds one extra fuse when use to replace a blade fuse in a fuse box
- Maximum fuse rating 10A continuous

| PART NO. | QTY | PART NO. | QTY |
|----------|-----|----------|-----|
| 0-372-99 | 5 | 3-372-99 | 100 |
| 5-372-99 | 1 | | |

PANEL MOUNT BLADE FUSE HOLDER



- For mounting into a hole 22 x 11mm
- 6.3mm blade terminal
- Maximum fuse rating 30A continuous

| PART NO. | QTY |
|----------|-----|
| 0-376-50 | 10 |

MAXI BLADE IN-LINE FUSE HOLDER



- With flying leads
- Splash proof cover
- Maximum fuse rating of 100A continuous

| PART NO. | QTY |
|----------|-----|
| 0-377-90 | 1 |

MAXI BLADE FUSE HOLDER



- Supplied with 2 sizes of terminal for 4 - 10mm² cable
- Mounting bracket
- Can be clipped together to make multiple fuse block

| PART NO. | QTY |
|----------|-----|
| 0-377-00 | 1 |

BLADE FUSE HOLDERS



- With bracket
- Supplied with terminals
- Can be clipped together to make multiple fuse blocks
- Can also be gang mounted to relay bulkhead sockets
- Max cable size 1.25mm²
- Max fuse 15A

| PART NO. | QTY |
|----------|-----|
| 0-376-02 | 1 |
| 3-376-02 | 100 |



- Splash proof
- Complete with terminals for 0.5 - 1.5mm cable, silicon cable seals and bulkhead mounting plate
- Suitable for up to 30A blade fuses with a maximum continuous current 21A
- Can be clipped together to make multiple fuse block

| PART NO. | QTY |
|----------|-----|
| 0-376-03 | 1 |



- 6.3mm blade terminal
- Can be clipped together to make multiple fuse block

| PART NO. | DESCRIPTION | QTY |
|----------|--------------------------|-----|
| 0-376-00 | Fuse holder | 10 |
| 3-376-00 | Fuse holder | 250 |
| 0-376-01 | Mounting plate for above | 10 |

CABLE & WIRING ACCESSORIES CIRCUIT PROTECTION FUSE HOLDERS

BLADE FUSE HOLDERS



- 30A continuous rating
- With flying leads

| PART NO. | QTY |
|----------|-----|
| 0-376-60 | 5 |
| 3-376-60 | 100 |
| 5-376-60 | 1 |



- With flying leads
- Snap-on splash proof cover
- Maximum fuse rating 30A continuous

| PART NO. | QTY |
|----------|-----|
| 0-376-90 | 5 |
| 3-376-90 | 100 |
| 5-376-90 | 1 |



- 'Add a Circuit' type blade fuse holder, adds one extra fuse when used to replace a blade fuse in a fuse box
- Maximum fuse rating 10A continuous

| PART NO. | QTY |
|----------|-----|
| 0-376-99 | 5 |
| 5-376-99 | 1 |

STRIP LINK/MIDI FUSE HOLDERS

FOR MIDI FUSES

- For 0-378-xx range and MIDI range of fuses
- M5 studs

| PART NO. | QTY |
|----------|-----|
| 0-378-00 | 1 |
| 3-378-00 | 100 |
| 0-378-85 | 1 |
| 3-378-85 | 100 |



MEGA FUSE HOLDERS

FOR MEGA FUSES UP TO 500A

- For the MEGA range of fuses up to 500A rating
- M8 studs
- Side stackable & surface mounted

| PART NO. | QTY |
|----------|-----|
| 0-376-85 | 1 |
| 3-376-85 | 100 |



MICRO 2 & 3 FUSE HOLDER & FUSE TAP

FOR MICRO 3 FUSES UP TO 20A

- Maximum fuse rating of 20A
- Fuse tap add-on 20A



| PART NO. | DESCRIPTION | QTY |
|----------|------------------|-----|
| 0-371-99 | FuseTap | 5 |
| 0-371-90 | Splash proof | 5 |
| 0-371-91 | Waterproof. IP67 | 5 |

FOR MICRO 2 FUSES UP TO 30A

- Maximum fuse rating of 30A
- Fuse tap add-on 25A



| PART NO. | DESCRIPTION | QTY |
|----------|--------------|-----|
| 0-376-89 | FuseTap | 5 |
| 0-376-91 | Splash proof | 5 |

IN-LINE FUSE HOLDERS

FOR 32MM FUSES



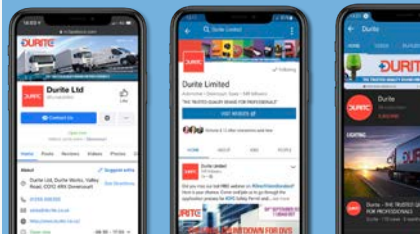
- Moulded in black phenol
- Screw terminal cable connections
- Supplied with 35A fuse

| PART NO. | QTY |
|----------|-----|
| 0-591-00 | 5 |



- Splash proof - protected to IP66
- For fuses up to 10A rating
- Moulded in polybutylene with PVC grommets and a nitrile "O" ring
- Nickel plated brass screw terminal cable connection

| PART NO. | QTY |
|----------|-----|
| 0-584-90 | 5 |



WE'RE ON SOCIAL MEDIA
FOLLOW US
@DURITELIMITED

PANEL MOUNTED FUSE HOLDERS

FOR 32MM FUSES



- For fuses up to 10A rating
- For mounting into Ø 13mm hole
- Bayonet retaining cap for fuse
- 6.3mm blade terminal cable connections
- Length 60mm

| PART NO. | QTY |
|----------|-----|
| 0-591-50 | 5 |
| 5-591-50 | 1 |

MEGA & MIDI TYPE FUSE BOX

FUSE BOX - 5 WAY



- Fuse box for bolt down fuses
- 1 x mega fuse and 4 x midi fuses
- Rated at 32V 500A mega fuse
- Rated at 200A for midi fuses
- M8 & M5, nuts and washers included

NEW

| PART NO. | QTY |
|----------|-----|
| 0-234-80 | 1 |

CABLE & WIRING ACCESSORIES CIRCUIT PROTECTION FUSES BOXES

BLADE TYPE FUSE BOXES

BOTTOM CABLE ENTRY

- 6.3mm blade terminal cable connections with 2 hole fixing
- Supplied without fuses

 Cable entry from underneath.



| PART NO. | DESCRIPTION | QTY |
|----------|-------------|-----|
| 0-234-14 | 4-way fuse | 1 |
| 0-234-16 | 6-way fuse | 1 |

SIDE CABLE ENTRY

- 6.3mm blade terminal cable connections with 2 hole fixing
- Supplied without fuses



| PART NO. | DESCRIPTION | QTY |
|----------|-------------|--------------|
| 0-234-24 | 4-way fuse | 1 |
| 0-234-26 | 6-way fuse | 1 |
| 0-234-28 | 8-way fuse | 1 |
| 0-234-20 | 10-way fuse | 1 NEW |

FUSE BOX, 8-WAY



- Blade fuse box, through panel mounting
- 6.3mm blade terminals cable connections
- Supplied without fuses
- Cable entry from underneath

| PART NO. | DESCRIPTION | QTY |
|----------|-------------|-----|
| 0-234-18 | 8-way | 1 |

FUSE BOX, 10-WAY



- Splash proof blade fuse box with LED indicators, max 25A per fuse, 150A total fuse box

| PART NO. | DESCRIPTION | QTY |
|----------|-------------|-----|
| 0-234-60 | 10-way | 1 |

FUSE HOLDER, 16-WAY



- 16-way blade fuse holder
- Supplied complete with terminals with removable mounting feet

| PART NO. | DESCRIPTION | QTY |
|----------|-------------|-----|
| 0-234-66 | 16-way | 1 |

BUSBAR FUSE BOXES - MINI BLADE

- For mini blade type fuses
- Common busbar for input with M5 stud and 6.3mm blade terminal outputs
- Maximum load 100A



| PART NO. | DESCRIPTION | QTY |
|----------|-------------|-----|
| 0-234-34 | 4-way fuse | 1 |
| 0-234-36 | 6-way fuse | 1 |
| 0-234-30 | 10-way fuse | 1 |

BUSBAR FUSE BOXES - BLADE

- For blade type fuse
- Common busbar for input with M5 stud and 6.3mm blade terminal outputs
- Maximum busbar load 100A



| PART NO. | DESCRIPTION | QTY |
|----------|-------------|-----|
| 0-234-44 | 4-way fuse | 1 |
| 0-234-46 | 6-way fuse | 1 |
| 0-234-40 | 10-way fuse | 1 |

LED FUSE BOXES AND BUSBARS

LED FUSE BOX, 6-WAY



- 32V
- 100A max
- 6-Way fuse box for input with M5 stud
- Wire input #4-6AWG, Output #12-16AWG
- Output terminal 30A max per circuit

| PART NO. | DESCRIPTION | QTY |
|----------|-------------|-----|
| 0-234-56 | 6-way | 1 |

LED FUSE BOX, 10-WAY



- 32V
- 100A max
- 10-Way fuse box for input with M5 stud
- Wire input #4-6AWG, Output #12-16AWG
- Output terminal 30A max per circuit

| PART NO. | DESCRIPTION | QTY |
|----------|-------------|-----|
| 0-234-50 | 10-way | 1 |

LED FUSE BOX & BUSBAR



- 32V
- 100A max
- 6-Way LED fuse box & bus bar
- M4 & M5 stud
- Output terminal 30A max per circuit

| PART NO. | DESCRIPTION | QTY |
|----------|-------------|-----|
| 0-234-76 | 6-way | 1 |

LED FUSE BOX & BUSBAR



- 32V
- 100A max
- 12-Way LED fuse box & bus bar
- M4 & M5 stud
- Output terminal 30A max per circuit

| PART NO. | DESCRIPTION | QTY |
|----------|-------------|-----|
| 0-234-82 | 12-way | 1 |

LUCAS REPLICA

4-WAY SURFACE MOUNT



- Surface mounting with screw terminals
- Supplied without fuses
- Replaces 54038067, SF4
- For 29mm glass fuses

Lucas Replica.

| PART NO. | DESCRIPTION | QTY |
|----------|-------------|-----|
| 0-237-01 | 4-way | 1 |



LOOKING FOR RELAY BOXES?

0-729-05 & 0-729-06 | See page 270.

CONTINENTAL BOX

8A CONTINENTAL FUSES



- Continental type fuse box with screw terminals
- Supplied with 8A continental fuses

| PART NO. | DESCRIPTION | QTY |
|----------|-------------|-----|
| 0-234-00 | 4-way fuse | 1 |

ASSORTMENT BOXES

ASSORTED PRE-INSULATED TERMINALS

RED PRE-INSULATED TERMINALS



- Suitable for cables 0.5-1.0mm²

| PART NO. | PCS |
|----------|-----|
| 0-203-01 | 260 |

BLUE PRE-INSULATED TERMINALS



- Suitable for cables 1.5-2.5mm²

| PART NO. | PCS |
|----------|-----|
| 0-203-02 | 280 |

YELLOW PRE-INSULATED TERMINALS



- Suitable for cables 3.0-6.0mm²

| PART NO. | PCS |
|----------|-----|
| 0-203-03 | 110 |

PUSH-ON ASSORTED PRE-INSULATED TERMINALS



- Suitable for cables 0.5-6.0mm²

| PART NO. | PCS |
|----------|-----|
| 0-203-04 | 221 |

RING & FORK ASSORTED PRE-INSULATED TERMINALS



- Suitable for cables 0.5-6.0mm²

| PART NO. | PCS |
|----------|-----|
| 0-203-05 | 205 |

ASSORTED PRE-INSULATED TERMINALS



- Suitable for cables 0.5-6.0mm²

| PART NO. | PCS |
|----------|-----|
| 0-203-06 | 365 |

HEATSHRINK PRE-INSULATED TERMINALS



| PART NO. | PCS |
|----------|-----|
| 0-203-07 | 160 |

ASSORTED GROMMETS

ASSORTED SIZED WIRING GROMMETS



- Wiring grommets in a sectionalised plastic box, 280 piece comprises of:
0-447-36 x 50, 0-447-39 x 50,
0-447-42 x 50, 0-447-46 x 50,
0-447-50 x 50, 0-447-55 x 30

| PART NO. | PCS |
|----------|-----|
| 0-447-30 | 280 |

ASSORTED SIZED BLANKING GROMMETS



- Blanking grommets in a sectionalised plastic box, 280 piece comprises of:
0-452-36 x 50, 0-452-39 x 50,
0-452-42 x 50, 0-452-46 x 50,
0-452-50 x 50, 0-452-55 x 30

| PART NO. | PCS |
|----------|-----|
| 0-452-30 | 280 |

ASSORTED CONNECTOR BOXES

ASSORTED SUPERSEAL CONNECTORS

- Assorted superseal connectors, in a sectional plastic box, 180 pieces comprises of:
3-011-62 x 5, 3-011-63 x 2, 3-011-64 x 1,
3-011-65 x 1, 3-011-66 x 1, 3-011-60 x 40,
3-011-60 x 40, 3-011-52 x 5, 3-011-53 x
2, 3-011-54 x 1, 3-011-55 x 1, 3-011-56 x 1,
3-011-50 x 40



| PART NO. | PCS |
|----------|-----|
| 0-011-69 | 180 |

ASSORTED DEUTSCH DT CONNECTORS

- Assorted Deutsch DT connectors, in a sectional plastic box 152 pieces comprises of:
3-011-42 & 3-111-42 x 5, 3-011-43 & 3-111-43 x 2, 3-011-44
& 3-111-44 x 4, 3-011-46 & 3-111-46 x 1, 3-011-48 &
3-111-48 x 1, 3-011-96 x 50, 3-001-32 & 3-111-32 x 5,
3-011-33 & 3-111-33 x 2, 3-011-34 & 3-111-34 x 4, 3-011-36
& 3-111-36 x 1, 3-011-38 & 3-111-38 x 1, 3-011-95 x 50



| PART NO. | PCS |
|----------|-----|
| 0-011-30 | 152 |

ASSORTED BLADE MULTIPLE CONNECTORS

- Assorted blade multi connectors, in a sectional plastic box, 286 pieces comprises of:
0-011-16 x 2, 0-011-15 x 2, 0-011-14 x 4, 0-011-13 x 5,
0-011-12 x 5, 0-011-10 x 5, 0-011-23 x 60, 0-011-24 x 60,
0-011-06 x 2, 0-011-05 x 2, 0-011-04 x 4, 0-011-03 x 5,
0-011-02 x 5, 0-011-01 x 5, 0-011-21 x 60, 0-011-22 x 60



| PART NO. | PCS |
|----------|-----|
| 0-011-00 | 286 |

ASSORTED MATE-N-LOCK CONNECTORS

- Assorted mate-n-lock connectors, in a sectional plastic box, 226 pieces comprises of:
0-013-12 x 4, 0-013-13 x 3, 0-013-14 x 2, 0-013-16 x 2,
0-013-17 x 2, 0-013-23 x 100, 0-013-02 x 4,
0-013-03 x 3, 0-013-04 x 2, 0-013-06 x 2, 0-013-07 x 2,
0-013-21 x 100



| PART NO. | PCS |
|----------|-----|
| 0-013-00 | 226 |

CABLE & WIRING ACCESSORIES CIRCUIT PROTECTION ASSORTMENT BOXES

ASSORTED HEATSHRINK BOXES

ADHESIVE LINED HEATSHRINK ASSORTMENT

- Contents: 0-329-09 x 15, 0-329-06 x 12, 0-329-04 x 25, 0-329-03 x 30, 0-329-12 x 15, 0-329-19 x 10
- Suitable for cables with inside Ø 3.2-19.0mm



| PART NO. | PCS |
|----------|-----|
| 0-329-00 | 175 |

HEATSHRINK ASSORTMENT

- Contents: 0-333-03 x 30, 0-333-04 x 30, 0-333-06 x 50, 0-333-09 x 25, 0-333-19 x 20, 0-333-12 x 20
- Suitable for cables with inside Ø 3.0-19.1mm



| PART NO. | PCS |
|----------|-----|
| 0-333-00 | 175 |

MINI, BLADE & MAXI FUSE KIT

- 3A-60A
- Mini, blade & maxi fuse kit in a sectionalised plastic box contents:
0-372-05 x 15, 0-372-10 x 15, 0-372-15 x 15, 0-372-20 x 15, 0-372-30 x 15, 0-375-03 x 10, 0-375-05 x 20, 0-375-07 x 10, 0-375-10 x 20, 0-375-15 x 20, 0-375-20 x 20, 0-375-30 x 10, 0-377-30 x 3, 0-377-40 x 3, 0-377-50 x 3, 0-377-60 x 3



| PART NO. | PCS |
|----------|-----|
| 0-235-01 | 197 |

ASSORTED MICRO 2, MICRO 3 & M-CASE FUSES

- Assorted Micro 2, Micro 3 & M-case fuses, in a sectional plastic box, 89 pieces comprises of:
0-376-67 x 8, 0-376-75 x 8, 0-376-82 x 8, 0-371-55 x 5, 0-371-60 x 5, 0-379-08 x 2, 0-379-10 x 2, 0-379-12 x 2, 0-376-65 x 8, 0-376-70 x 8, 0-376-80 x 8, 0-376-83 x 8, 0-371-58 x 5, 0-371-65 x 5, 0-379-09 x 2, 0-379-11 x 2



| PART NO. | PCS |
|----------|-----|
| 0-235-05 | 86 |

MIDI, MEGA & STRIPLINK FUSE KIT

- 30A-250A
- Midi, mega & striplink fuse kit in a sectionalised plastic box contents:
0-376-10 x 3, 0-376-15 x 3, 0-376-20 x 3, 0-376-25 x 3, 0-378-13 x 5, 0-378-14 x 5, 0-378-15 x 5, 0-378-16 x 5, 0-378-20 x 5, 0-378-30 x 10, 0-378-40 x 10, 0-378-50 x 10



| PART NO. | PCS |
|----------|-----|
| 0-235-04 | 67 |

J-CASE & PAL FUSE KIT

- 20A-120A
- J-Case & PAL fuse kit in a sectionalised plastic box contents:
0-379-32 x 4, 0-379-33 x 4, 0-379-34 x 4, 0-379-36 x 4, 0-379-15 x 4, 0-379-17 x 4, 0-379-18 x 4, 0-379-20 x 4, 0-379-58 x 2, 0-379-60 x 2, 0-379-62 x 2, 0-379-03 x 2, 0-379-04 x 2, 0-379-44 x 2, 0-379-05 x 2, 0-379-06 x 2



| PART NO. | PCS |
|----------|-----|
| 0-235-02 | 48 |

CABLE & WIRING ACCESSORIES CIRCUIT PROTECTION ASSORTMENT BOXES
20MM, 32MM GLASS & CONTINENTAL FUSE KIT


- 1A-25A
- 20mm, 32mm Glass & continental fuse kit in a sectionalised plastic box contents: 0-230-05 x 20, 0-230-08 x 20, 0-230-16 x 20, 0-230-25 x 20, 0-373-01 x 20, 0-373-02 x 20, 0-373-03 x 20, 0-373-05 x 20, 0-373-08 x 20, 0-373-15 x 20, 0-374-05 x 10, 0-374-10 x 10, 0-374-15 x 10, 0-374-25 x 10, 0-374-40 x 10, 0-374-50 x 10

| PART NO. | PCS |
|----------|-----|
| 0-235-03 | 260 |

ASSORTED COPPER TUBE BOXES
ASSORTED COPPER BUTT CONNECTORS


- For cables 10-95mm².
- Assorted copper butt connectors in a sectionalised plastic box, 100 pieces comprises of: 0-008-20 x 20, 0-008-30 x 30, 0-008-40 x 30, 0-008-50 x 5, 0-008-60 x 5, 0-008-70 x 5, 0-008-80 x 5

| PART NO. | PCS |
|----------|-----|
| 0-008-10 | 100 |

ASSORTED COPPER TUBE TERMINALS


- For cables 10mm²-95mm²
- Assorted copper tube terminals in a sectionalised plastic box, 78 pieces comprises of: 0-008-22 x 8, 0-008-23 x 8, 0-008-32 x 8, 0-008-33 x 8, 0-008-43 x 5, 0-008-44 x 5, 0-008-53 x 5, 0-008-54 x 5, 0-008-63 x 5, 0-008-64 x 5, 0-008-74 x 4, 0-008-75 x 4

| PART NO. | PCS |
|----------|-----|
| 0-008-15 | 78 |

ASSORTMENT BOX STAND
ASSORTMENT BOX STAND


- H 470 x W 295 x D 220mm
- Holds up to 10 assortment kit boxes

| PART NO. | QTY |
|----------|-----|
| STAND10 | 1 |

05

POWER CONVERSION



| | |
|--------------------------------------|------------|
| MODIFIED WAVE INVERTERS | 214 |
| SINE WAVE INVERTERS | 216 |
| VOLTAGE CONVERTERS | 222 |

**OVER 45 MODELS TO
CHOOSE FROM. GET
POWER ANYWHERE,
ANYTIME!**



POWER INVERTERS

A power inverter converts DC Battery power to Mains AC power. This enables anyone to power electrical devices remotely. Power inverters are commonly used in both the commercial and the leisure markets.

“ Get AC power anywhere, anytime. ”

MODIFIED WAVE OR SINE WAVE?



MODIFIED

- ✓ Economical option
- ✓ Ideal for simpler current loads such as lighting and motors
- ✓ Works with most equipment
- ✓ An approximate reproduction of Mains power



SINE

- ✓ Suitable for all applications
- ✓ Ideal for sensitive electronic devices such as laptops and TVs
- ✓ An exact reproduction of Mains power

MODIFIED WAVE INVERTERS

COMPACT MODIFIED WAVE INVERTERS

- 110VAC or 230VAC output
- Suitable for smart charging vehicles
- Fast USB charging 2.1A output
- Protected against overload, over temperature, low battery & short-circuits with warning light
- 230VAC inverters are supplied with 2 x standard 3-pin BS1363 UK socket outlet, on/off/remote switch. (Only 1 socket on 140W model)
- 110VAC inverter supplied with 1 x IEC 60909-2 socket, rated 32A and on/off/remote switch (Supports EURO 6 Requirements)
- E-Marked, EMC, R10 approved



3000W, 110VAC



3000W

2000W



1500W

1000W



140W

| | PART NO. | WATTS | QUIESCENT CURRENT | VAC | QTY |
|-----|----------|-------|-------------------|--------|-----|
| 12V | 0-856-00 | 140W | <0.45A | 230VAC | 1 |
| | 0-856-20 | 1000W | <0.35A | 230VAC | 1 |
| | 0-856-25 | 1500W | <0.4A | 230VAC | 1 |
| | 0-856-27 | 2000W | <0.5A | 230VAC | 1 |
| | 0-856-42 | 3000W | <0.6A | 230VAC | 1 |
| | 0-856-41 | 3000W | <0.5A | 110VAC | 1 |
| 24V | 0-856-70 | 1000W | <0.35A | 230VAC | 1 |
| | 0-856-75 | 1500W | <0.4A | 230VAC | 1 |
| | 0-856-77 | 2000W | <0.35A | 230VAC | 1 |



Smaller in size & more economical



Fast USB Charging

FULL TECHNICAL SPECIFICATIONS CAN BE FOUND ON PAGES 218–219.

POWER CONVERSION MODIFIED WAVE INVERTERS


APPLICATIONS

| | 125W | 250W | 500W | 1000W | 1500W | 2000W | 2500W | 3000W |
|--|------|------|------|-------|-------|-------|-------|-------|
| Radio Laptop Phone charger | ✓ | ✓ | ✓ | ✓ | ✓ | ✓ | ✓ | ✓ |
| Television DVD player | | ✓ | ✓ | ✓ | ✓ | ✓ | ✓ | ✓ |
| Electric drills Work lights | | | ✓ | ✓ | ✓ | ✓ | ✓ | ✓ |
| Power tools Coffee maker | | | | ✓ | ✓ | ✓ | ✓ | ✓ |
| Microwave (>600W) Kettle | | | | | ✓ | ✓ | ✓ | ✓ |
| Large power tool Combination of appliances | | | | | | ✓ | ✓ | ✓ |
| Small fridge Freezer Combination of appliances | | | | | | | ✓ | ✓ |
| Electric heaters Combination of appliances | | | | | | | | ✓ |

HEAVY-DUTY MODIFIED WAVE INVERTERS

- Input 10-16VDC or 22-33VDC to 230VAC 50Hz output
- Protected against over load, over temperature, low battery and short circuit
- Supplied with 1 or 2 standard UK 3-pin socket outlets, on/off switch

| | PART NO. | WATTS | VAC | QUIESCENT CURRENT | QTY |
|-----|----------|-------|--------|-------------------|-----|
| 12V | 0-856-01 | 125W | 230VAC | <0.25A | 1 |
| | 0-856-02 | 250W | 230VAC | <0.65A | 1 |
| | 0-856-05 | 500W | 230VAC | <0.95A | 1 |
| | 0-856-10 | 1000W | 230VAC | <0.45A | 1 |
| | 0-856-16 | 1500W | 110VAC | <0.40A | 1 |
| | 0-856-15 | 1500W | 230VAC | <0.60A | 1 |
| | 0-856-22 | 2200W | 230VAC | <1.2A | 1 |
| | 0-856-30 | 3000W | 230VAC | <1.0A | 1 |
| 24V | 0-856-51 | 125W | 230VAC | <0.25A | 1 |
| | 0-856-52 | 250W | 230VAC | <0.65A | 1 |
| | 0-856-55 | 500W | 230VAC | <0.95A | 1 |
| | 0-856-60 | 1000W | 230VAC | <0.30A | 1 |
| | 0-856-66 | 1500W | 110VAC | <0.35A | 1 |
| | 0-856-65 | 1500W | 230VAC | <0.30A | 1 |
| | 0-856-72 | 2200W | 230VAC | <0.70A | 1 |
| | 0-856-80 | 3000W | 230VAC | <0.90A | 1 |



3000W & 2200W



1500W



1500W, 110VAC



1000W



500W



250W



125W



Remote control with 6m cable (0-856-97), with 5m cable (0-856-98) for 24V modified wave inverters.

SINE WAVE INVERTERS

COMPACT SINE WAVE INVERTER

ROBUST & POWERFUL

- 230VAC output
- LCD Panel Display with fault code reader / diagnostics (2000W, 2500W & 3000W only)
- 11-15.5VDC (Supports EURO 6 Requirements)
- Protected against overload, over temperature, low battery & short-circuits with warning light
- Fast USB charging 2.1A output
- Supplied with 2 x standard 3-pin BS1363 UK socket outlets, on/off/remote switch and remote control
- E-Marked, EMC, R10.05 approved



Light & compact



USB fast charging



High peak capacity for start-up demands



600W, 1000W, 1500W, 2000W, 2500W, 3000W



LCD display (excl. 600W)

| PART NO. | WATTS | QUIESCENT CURRENT | VOLTAGE | QTY |
|----------|-------|-------------------|---------|-----|
| 0-857-60 | 600W | <0.85A | 12V | 1 |
| 0-857-10 | 1000W | ≤1.0A | 12V | 1 |
| 0-857-16 | 1500W | ≤1.0A | 12V | 1 |
| 0-857-20 | 2000W | ≤1.0A | 12V | 1 |
| 0-857-25 | 2500W | ≤1.5A | 12V | 1 |
| 0-857-30 | 3000W | ≤1.5A | 12V | 1 |
| 0-857-66 | 1500W | ≤0.7A | 24V | 1 |
| 0-857-75 | 2500W | ≤1.0A | 24V | 1 |



2000W, 2500W & 3000W display



24V display



1000W & 1500W display



3000W, 2500W, 2000W



1500W, 2500W (24V)



1500W



1000W



600W

FULL TECHNICAL SPECIFICATIONS CAN BE FOUND ON PAGES 220–221.

HEAVY-DUTY SINE WAVE INVERTERS

- Range from 125W to 2700W
- Protected against overload, over temperature, low battery & short-circuits with warning light
- Supplied with up to 2 x standard 3-pin BS1363 UK socket outlet, on/off/remote switch
- E-Marked, EMC, R10 approved



| PART NO. | WATTS | QUIESCENT CURRENT | VOLTAGE | CIGARETTE LIGHTER PLUG | QTY |
|----------|-------|-------------------|---------|------------------------|-----|
| 0-857-01 | 125W | <0.6A | 12V | Yes | 1 |
| 0-857-02 | 250W | <0.8A | 12V | - | 1 |
| 0-857-05 | 500W | <0.9A | 12V | - | 1 |
| 0-857-08 | 800W | <1.3A | 12V | - | 1 |
| 0-857-15 | 1500W | <1.3A | 12V | - | 1 |
| 0-857-22 | 2200W | <1.5A | 12V | - | 1 |
| 0-857-27 | 2700W | <2A | 12V | - | 1 |
| 0-857-51 | 125W | <0.5A | 24V | Yes | 1 |
| 0-857-52 | 250W | <0.6A | 24V | - | 1 |
| 0-857-58 | 800W | <0.7A | 24V | - | 1 |
| 0-857-65 | 1500W | <0.7A | 24V | - | 1 |
| 0-857-72 | 2200W | <1.0A | 24V | - | 1 |
| 0-857-77 | 2700W | <1.5A | 24V | - | 1 |




2700W



2200W



1500W



800W



500W



250W



125W

POWER CONVERSION MODIFIED WAVE INVERTERS SPECIFICATIONS

12V MODIFIED WAVE INVERTERS SPECIFICATIONS

| | 0-856-01 (12V) | 0-856-00 (12V) | 0-856-02 (12V) | 0-856-05 (12V) | 0-856-10 (12V) | 0-856-20 (12V) | 0-856-16 (12V) |
|--------------------------|------------------|-----------------|------------------|------------------|------------------|---------------------|------------------|
| | Heavy-duty | Compact | Heavy-duty | Heavy-duty | Heavy-duty | Compact | Heavy-duty |
| OUTPUT POWER | 125W | 140W | 250W | 500W | 1000W | 1000W | 1500W |
| OUTPUT SURGE (5 SEC) | 450W | 280W | 1000W | 1500W | 2000W | 2000W | 3000W |
| AC OUTPUT V | 230V | 230V | 230V | 230V | 230V | 230V | 110V |
| REGULATION | ±10% | ±5% | ±10% | ±10% | ±5% | ±10% | ±5% |
| OUTPUT WAVEFORM | Modified | Modified | Modified | Modified | Modified | Modified | Modified |
| DC INPUT V | 12-15V | 10-15V | 12-15V | 12-15V | 12-15V | 11-15.5V | 12-15V |
| LOW BATTERY ALARM | 10.5V ± 0.5V | 10V ± 0.5V | 10.5V ± 0.5V | 10.5V ± 0.5V | 10.5V ± 0.5V | 10.2V - 10.8V | 10.5V ± 0.5V |
| LOW V SHUTDOWN | 10V ± 0.5V | 9.5V ± 0.5V | 10V ± 0.5V | 10V ± 0.5V | 10V ± 0.5V | 9.2V - 9.8V | 10V ± 0.5V |
| FREQUENCY ±1% | 50Hz | 50Hz | 50Hz | 50Hz | 50Hz | 50Hz ± 3Hz | 50Hz |
| EFFICIENCY | 90% | 85% | 90% | 90% | 90% | 85% Max | 90% |
| NO-LOAD CURRENT | < 0.25A | < 0.45A | < 0.65A | < 0.95A | < 0.45A | < 0.35A | < 0.4A |
| OVERTEMP PROTECTION | 55°C ± 5°C | 60° + 10°C | 55°C ± 5°C | 55°C ± 5°C | 55°C ± 5°C | 60° ± 5°C | 55°C ± 5°C |
| COOLING FAN | No | No | Yes | Yes | Yes | Yes | Yes |
| OVERLOAD PROTECTION | Yes | Yes | Yes | Yes | Yes | Yes | Yes |
| SHORT CIRCUIT PROTECTION | Yes | Yes | Yes | Yes | Yes | Yes | Yes |
| DIMENSIONS (L X W X H) | 138 x 240 x 76mm | 160 x 70 x 70mm | 158 x 240 x 76mm | 303 x 240 x 76mm | 363 x 240 x 76mm | 238 x 165 x 69mm | 408 x 240 x 76mm |
| NET WEIGHT | 1.5Kg | 0.428Kg | 1.77Kg | 3.16Kg | 3.84Kg | 1.701Kg | 4.6Kg |
| APPROVALS | E-Marked | CE Marked, EMC | E-Marked | E-Marked | E-Marked | CE Marked, EMC, R10 | E-Marked |

| | 0-856-15 (12V) | 0-856-25 (12V) | 0-856-27 (12V) | 0-856-41 (12V) | 0-856-22 (12V) | 0-856-30 (12V) | 0-856-42 (12V) |
|--------------------------|------------------|---------------------|----------------------|-------------------|-------------------|-------------------|-----------------------|
| | Heavy-duty | Compact | Compact | Compact | Heavy-duty | Heavy-duty | Compact |
| OUTPUT POWER | 1500W | 1500W | 2000W | 3000W | 2200W | 3000W | 3000W |
| OUTPUT SURGE (5 SEC) | 3000W | 3000W | 4000W | 6000W | 4400W | 6000W | 6000W |
| AC OUTPUT V | 230V | 230V | 230V | 110V | 230V | 230V | 230V |
| REGULATION | ±5% | ±10% | ±10% | ±10% | ±5% | ±5% | ±10% |
| OUTPUT WAVEFORM | Modified | Modified | Modified | Modified | Modified | Modified | Modified |
| DC INPUT V | 12-15V | 11-15.5V | 11-15.5V | 11-15V | 10-16V | 12-15V | 11-15.5V |
| LOW BATTERY ALARM | 10.5V ± 0.5V | 10.2V - 10.8V | 10.2V - 10.8V | 10.5V ± 0.3V | 11V ± 0.5V | 11V ± 0.5V | 10.2V - 10.8V |
| LOW V SHUTDOWN | 10V ± 0.5V | 9.2V - 9.8V | 9.2V - 9.8V | 9.5V ± 0.3V | 10.5V ± 0.5V | 10V ± 0.5V | 9.2V - 9.8V |
| FREQUENCY ±1% | 50Hz | 50Hz ± 3Hz | 50Hz ± 3Hz | 50Hz ± 3Hz | 50Hz | 50Hz | 50Hz ± 3Hz |
| EFFICIENCY | 90% | 85% Max | 85% Max | 85% | 90% | 90% | 85% |
| NO-LOAD CURRENT | < 0.6A | < 0.4A | < 0.5A | < 0.5A | < 1.2A | < 1A | < 0.6A |
| OVERTEMP PROTECTION | 55°C ± 5°C | 60° ± 5°C | 60° ± 5°C | 60° ± 5°C | 55°C ± 5°C | 55°C ± 5°C | 60° ± 5°C |
| COOLING FAN | Yes | Yes | Yes | Yes | Yes | Yes | Yes |
| OVERLOAD PROTECTION | Yes | Yes | Yes | Yes | Yes | Yes | Yes |
| SHORT CIRCUIT PROTECTION | Yes | Yes | Yes | Yes | Yes | Yes | Yes |
| DIMENSIONS (L X W X H) | 408 x 240 x 76mm | 261 x 165 x 69mm | 367.6 x 218 x 98.5mm | 455 x 220 x 100mm | 470 x 203 x 116mm | 400 x 135 x 148mm | 424.6x 218.4 x 98.5mm |
| NET WEIGHT | 4.6Kg | 2.153Kg | 4.32Kg | 6.1Kg | 4.9Kg | 5.9Kg | 5.26Kg |
| APPROVALS | E-Marked | CE Marked, EMC, R10 | CE Marked, EMC, R10 | RoHS | CE Marked, EMC | CE Marked, EMC | CE Marked, EMC, R10 |

POWER CONVERSION MODIFIED WAVE INVERTERS SPECIFICATIONS

24V MODIFIED WAVE INVERTERS SPECIFICATIONS

| | 0-856-51 (24V) | 0-856-52 (24V) | 0-856-55 (24V) | 0-856-60 (24V) | 0-856-70 (24V) | 0-856-66 (24V) | 0-856-65 (24V) |
|---------------------------------|------------------|------------------|------------------|------------------|------------------|------------------|------------------|
| | Heavy-duty | Heavy-duty | Heavy-duty | Heavy-duty | Compact | Heavy-duty | Heavy-duty |
| OUTPUT POWER | 125W | 250W | 500W | 1000W | 1000W | 1500W | 1500W |
| OUTPUT SURGE (5 SEC) | 450W | 1000W | 1500W | 2000W | 2000W | 3000W | 3000W |
| AC OUTPUT V | 230V | 230V | 230V | 230V | 230V | 110V | 230V |
| REGULATION | ±10% | ±10% | ±10% | ±5% | ±10% | ±5% | ±5% |
| OUTPUT WAVEFORM | Modified | Modified | Modified | Modified | Modified | Modified | Modified |
| DC INPUT V | 20-33V | 20-33V | 20-33V | 20-33V | 22-32.5V | 20-33V | 20-33V |
| LOW BATTERY ALARM | 21V ± 1.0V | 21V ± 1.0V | 21V ± 1.0V | 21V ± 1.0V | 20.4V - 21.6V | 21V ± 1.0V | 21V ± 1.0V |
| LOW V SHUTDOWN | 20V ± 1.0V | 20V ± 1.0V | 20V ± 1.0V | 20V ± 1.0V | 18.4V - 19.6V | 20V ± 1.0V | 20V ± 1.0V |
| FREQUENCY ±1% | 50Hz | 50Hz | 50Hz | 50Hz | 50Hz ± 3Hz | 50Hz | 50Hz |
| EFFICIENCY | 90% | 90% | 90% | 90% | 85% Max | 90% | 90% |
| NO-LOAD CURRENT | < 0.25A | < 0.65A | < 0.95A | < 0.3A | < 0.35A | < 0.35A | < 0.30A |
| OVERTEMP PROTECTION | 55°C ± 5°C | 55°C ± 5°C | 55°C ± 5°C | 55°C ± 5°C | 60° ± 5°C | 55°C ± 5°C | 55°C ± 5°C |
| COOLING FAN | No | Yes | Yes | Yes | Yes | Yes | Yes |
| OVERLOAD PROTECTION | Yes | Yes | Yes | Yes | Yes | Yes | Yes |
| SHORT CIRCUIT PROTECTION | Yes | Yes | Yes | Yes | Yes | Yes | Yes |
| DIMENSIONS (L X W X H) | 138 x 240 x 76mm | 158 x 240 x 76mm | 303 x 240 x 76mm | 363 x 240 x 76mm | 238 x 165 x 69mm | 408 x 240 x 76mm | 408 x 240 x 76mm |
| NET WEIGHT | 1.5Kg | 1.77Kg | 3.16Kg | 3.84Kg | 1.686Kg | 4.6Kg | 4.6Kg |
| APPROVALS | E-Marked | E-Marked | E-Marked | E-Marked | CE Marked, EMC | E-Marked | E-Marked |

| | 0-856-75 (24V) | 0-856-77 (24V) | 0-856-72 (24V) | 0-856-80 (24V) |
|---------------------------------|------------------|------------------------|-------------------|-------------------|
| | Compact | Compact | Heavy-duty | Heavy-duty |
| OUTPUT POWER | 1500W | 2000W | 2200W | 3000W |
| OUTPUT SURGE (5 SEC) | 3000W | 4000W | 4400W | 6000W |
| AC OUTPUT V | 230V | 230V | 230V | 230V |
| REGULATION | ± 10% | ± 10% | ± 5% | ± 5% |
| OUTPUT WAVEFORM | Modified | Modified | Modified | Modified |
| DC INPUT V | 22-32.5V | 22-30V | 20-33V | 20-33V |
| LOW BATTERY ALARM | 20.4V - 21.6V | 20.4V - 21.6V | 21V ± 1V | 21V ± 1V |
| LOW V SHUTDOWN | 18.4V - 19.6V | 18.4V - 19.6V | 20V ± 1V | 20V ± 1V |
| FREQUENCY ±1% | 50Hz ± 3Hz | 50Hz ± 3Hz | 50Hz | 50Hz |
| EFFICIENCY | 85% Max | 85% Max | 90% | 90% |
| NO-LOAD CURRENT | < 0.4A | < 0.5A | < 0.7A | < 0.9A |
| OVERTEMP PROTECTION | 60° ± 5°C | 60° ± 5°C | 55°C ± 5°C | 55°C ± 5°C |
| COOLING FAN | Yes | Yes | Yes | Yes |
| OVERLOAD PROTECTION | Yes | Yes | Yes | Yes |
| SHORT CIRCUIT PROTECTION | Yes | Yes | Yes | Yes |
| DIMENSIONS (L X W X H) | 261 x 165 x 69mm | 367.6 x 218.4 x 98.5mm | 470 x 203 x 116mm | 400 x 135 x 148mm |
| NET WEIGHT | 2.133Kg | 4.32Kg | 4.9Kg | 5.9Kg |
| APPROVALS | CE Marked, EMC | CE Marked, EMC, R10 | CE Marked, EMC | CE Marked, EMC |

POWER CONVERSION SINE WAVE INVERTERS SPECIFICATIONS

12V SINE WAVE INVERTERS SPECIFICATIONS

| | 0-857-01 (12V) Heavy-duty | 0-857-02 (12V) Heavy-duty | 0-857-05 (12V) Heavy-duty | 0-857-60 (12V) Compact | 0-857-08 (12V) Heavy-duty | 0-857-10 (12V) Compact | 0-857-15 (12V) Heavy-duty |
|--------------------------------|------------------------------|------------------------------|------------------------------|---------------------------|------------------------------|---------------------------|------------------------------|
| OUTPUT POWER | 125W | 250W | 500W | 600W | 800W | 1000W | 1500W |
| OUTPUT SURGE (5 SEC) | 375W | 750W | 1500W | 1200W | 1600W | 2000W | 3000W |
| AC OUTPUT V | 230V | 230V | 230V | 230V | 230V | 230V | 230V |
| REGULATION | ±3% | ±3% | ±3% | ±10% | 5% | ±10% | ±5% |
| OUTPUT WAVEFORM | Pure sine | Pure sine | Pure sine | Pure sine | Pure sine | Pure sine | Pure sine |
| DC INPUT V | 12-15V | 12-15V | 12-15V | 11-15.5V | 10-16V | 11V-15V | 10-16.5V |
| LOW BATTERY ALARM | 10.5V ± 0.5V | 10.5V ± 0.5V | 10.5V ± 0.5V | 10.2V - 0.8V | 10.5V ± 0.5V | 10.5V ± 0.3V | 10.5V ± 0.5V |
| LOW V SHUTDOWN | 10V ± 0.5V | 10V ± 0.5V | 10V ± 0.5V | 9.2V - 9.8V | 10V ± 0.5V | 9.5V ± 0.3V | 10V ± 0.5V |
| HIGH V SHUTDOWN | 16V ± 0.5V | 16V ± 0.5V | 16V ± 0.5V | 16V ± 0.5V | 16.0V ± 0.5V | 15.5V ± 0.5V | 16V ± 0.5V |
| FREQUENCY ±1% | 50Hz | 50Hz | 50Hz | 50Hz ± 0.5Hz | 50Hz | 50Hz ± 1Hz | 50Hz |
| EFFICIENCY | 85% | 85% | 85% | 85% Max | 85% | 85% Max | 85% |
| NO-LOAD CURRENT | < 0.6A | < 0.8A | < 0.9A | < 0.85A | < 1.3A | ≤1A | <1.3A |
| OVERTEMP PROTECTION | 60°C ± 10°C | 60°C ± 10°C | 60°C ± 10°C | 60°C ± 5°C | 60°C ± 10°C | 60°C ± 10°C | 60°C ± 10°C |
| COOLING FAN | No | Yes | Yes | Yes | Yes | Yes | Yes |
| OVERLOAD ALARM | > 150W | > 300W | > 600W | > 690W | > 960W | Yes | > 1500W |
| OVERLOAD SHUTDOWN | 150 ~ 195W | 300 ~ 390W | 600 ~ 780W | 690W ~ 755W | 960W ~ 1280W | 1100W ~ 1350W | 1500W ~ 1700W |
| RESET | 1 ~ 5 sec | 1 ~ 5 sec | 1 ~ 5 sec | 1 ~ 2 sec | 1 ~ 5 sec | 1 ~ 5 sec | 1 ~ 5 sec |
| SHORT CIRCUIT PROTECTED | Yes | Yes | Yes | Yes | Yes | Yes | Yes |
| DIMENSIONS (L X W X H) | 230 x 170 x 76mm | 300 x 170 x 76mm | 375 x 170 x 76mm | 245 x 201 x 93.9mm | 390 x 223 x 103mm | 290 x 201 x 92.7mm | 420 x 223 x 103mm |
| NET WEIGHT | 1.91Kg | 2.35Kg | 3.12Kg | 2.196Kg | 6.18Kg | 3.93Kg | 6.2Kg |
| APPROVALS | CE EMC | CE EMC | CE EMC R10 | CE EMC R10 | CE EMC | CE EMC R10.05 | CE EMC R10 |

| | 0-857-16 (12V) Compact | 0-857-20 (12V) Compact | 0-857-22 (12V) Heavy-duty | 0-857-25 (12V) Compact | 0-857-27 (12V) Heavy-duty | 0-857-30 (12V) Compact |
|--------------------------------|---------------------------|---------------------------|------------------------------|---------------------------|------------------------------|---------------------------|
| OUTPUT POWER | 1500W | 2000W | 2200W | 2500W | 2700W | 3000W |
| OUTPUT SURGE (5 SEC) | 3000W | 4000W | 4400W | 5000W | 5400W | 6000W |
| AC OUTPUT V | 230V | 230V | 230V | 230V | 230V | 230V |
| REGULATION | ±10% | ±10% | 5% | ±10% | 5% | ±10% |
| OUTPUT WAVEFORM | Pure sine | Pure sine | Pure sine | Pure sine | Pure sine | Pure sine |
| DC INPUT V | 11V-15V | 11V-15V | 10-16V | 11V-15V | 10-15V | 11V-15V |
| LOW BATTERY ALARM | 10.5V ± 0.3V | 10.5V ± 0.3V | 10.5V ± 0.5V | 10.5V ± 0.3V | 10.5V ± 0.5V | 10.5V ± 0.3V |
| LOW V SHUTDOWN | 9.5V ± 0.3V | 9.5V ± 0.3V | 10V ± 0.5V | 9.5V ± 0.3V | 10V ± 0.5V | 9.5V ± 0.3V |
| HIGH V SHUTDOWN | 15.5V ± 0.5V | 16V ± 0.3V | 16V ± 0.5V | 16V ± 0.3V | 16V ± 0.5V | 16V ± 0.3V |
| FREQUENCY ±1% | 50Hz ± 1Hz | 50Hz ± 0.5Hz | 50Hz | 50Hz ± 0.5Hz | 50Hz | 50Hz ± 0.5Hz |
| EFFICIENCY | 85% Max | 85% Max | 85% | 85% Max | 85% | 85% Max |
| NO-LOAD CURRENT | ≤1A | ≤1A | < 1.5A | ≤1.5A | < 2.0A | ≤1.5A |
| OVERTEMP PROTECTION | 60°C ± 10°C | 60°C ± 10°C | 60°C ± 10°C | 60°C ± 10°C | 60°C ± 10°C | 60°C ± 10°C |
| COOLING FAN | Yes | Yes | Yes | Yes | Yes | Yes |
| OVERLOAD ALARM | Yes | Yes | > 2640W | Yes | > 3240W | Yes |
| OVERLOAD SHUTDOWN | 1550W ~ 1700W | 2050W ~ 2100W | 2640W ~ 3540W | 2550W ~ 2600W | 3240W ~ 4320W | 3050W ~ 3100W |
| RESET | 1 ~ 5 sec | 1 ~ 5 sec | 1 ~ 5 sec | 1 ~ 5 sec | 1 ~ 5 sec | 1 ~ 5 sec |
| SHORT CIRCUIT PROTECTED | Yes | Yes | Yes | Yes | Yes | Yes |
| DIMENSIONS (L X W X H) | 325.8 x 201 x 92.7mm | 495 x 270 x 139mm | 480 x 289 x 100mm | 495 x 270 x 139mm | 540 x 289 x 100mm | 495 x 270 x 139mm |
| NET WEIGHT | 4.08Kg | 9.70Kg | 9.41Kg | 10.57Kg | 10.4Kg | 10.55Kg |
| APPROVALS | CE EMC R10.05 | CE EMC R10.05 | CE EMC | CE EMC R10.05 | CE EMC | CE EMC R10.05 |

POWER CONVERSION SINE WAVE INVERTERS SPECIFICATIONS

24V SINE WAVE INVERTERS SPECIFICATIONS

| | 0-857-51 (24V) | 0-857-52 (24V) | 0-857-58 (24V) | 0-857-65 (24V) | 0-857-66 (24V) | 0-857-72 (24V) | 0-857-75 (24V) |
|--------------------------------|------------------|------------------|-------------------|-------------------|------------------------|-------------------|------------------------|
| | Heavy-duty | Heavy-duty | Heavy-duty | Heavy-duty | Compact | Heavy-duty | Compact |
| OUTPUT POWER | 125W | 250W | 800W | 1500W | 1500W | 2200W | 2500W |
| OUTPUT SURGE (5 SEC) | 375W | 750W | 1600W | 3000W | 3000W | 4400W | 5000W |
| AC OUTPUT V | 230V | 230V | 230V | 230V | 230V | 230V | 230V |
| REGULATION | ±3% | ±3% | 5% | ±5% | ±10% | 5% | ±10% |
| OUTPUT WAVEFORM | Pure sine | Pure sine | Pure sine | Pure sine | Pure sine | Pure sine | Pure sine |
| DC INPUT V | 20-33V | 20-33V | 20-33V | 20-33V | 22-30V | 20-33V | 22V-30V |
| LOW BATTERY ALARM | 20.5V ± 1.0V | 21V ± 1V | 21V ± 1V | 21V ± 1V | 21V ± 0.4V | 21V ± 1V | 21V ± 0.4V |
| LOW V SHUTDOWN | 20V ± 1.0V | 20V ± 1V | 20V ± 1V | 20V ± 1V | 19V ± 0.4V | 20V ± 1V | 19V ± 0.4V |
| HIGH V SHUTDOWN | 32.V ± 1.0V | 32V ± 1V | 32V ± 1V | 32V ± 1V | 32V ± 0.4V | 32V ± 1V | 32V ± 0.4V |
| FREQUENCY ±1% | 50Hz | 50Hz | 50Hz | 50Hz | 50Hz | 50Hz | 50Hz |
| EFFICIENCY | 85% | 85% | 85% | 85% | 85% | 85% | 85% |
| NO-LOAD CURRENT | < 0.5A | < 0.6A | < 0.7A | 0.7A | 0.7A | < 1.0A | < 1.0A |
| OVERTEMP PROTECTION | 60°C ± 10°C | 60°C ± 10°C | 60°C ± 10°C | 60°C ± 10°C | 60°C ± 10°C | 60°C ± 10°C | 60°C ± 10°C |
| COOLING FAN | No | Yes | Yes | Yes | Yes | Yes | Yes |
| OVERLOAD ALARM | > 150W | > 300W | > 960W | > 1500W | > 1500W | > 2640W | > 2500W |
| OVERLOAD SHUTDOWN | 150 ~ 195W | 300 ~ 390W | 960W ~ 1280W | 1500W ~ 1700W | 1500W ~ 1800W | 2640W ~ 3540W | 2660W ~ 2850W |
| RESET | 1 ~ 5 sec | 1 ~ 5 sec | 1 ~ 5 sec | 1 ~ 5 sec | 1 ~ 5 sec | 1 ~ 5 sec | 1 ~ 5 sec |
| SHORT CIRCUIT PROTECTED | Yes | Yes | Yes | Yes | Yes | Yes | Yes |
| DIMENSIONS (L X W X H) | 230 x 170 x 76mm | 300 x 170 x 76mm | 390 x 223 x 103mm | 420 x 223 x 103mm | 374 x 210 x 101mm | 480 x 289 x 100mm | 495 x 270 x 139mm |
| NET WEIGHT | 1.91Kg | 2.35Kg | 6.18Kg | 6.2Kg | 4.5Kg | 9.4Kg | 10.6Kg |
| APPROVALS | CE EMC | CE EMC | CE EMC | CE EMC R10 | E-Marked EMC R10.06 | CE EMC | E-Marked EMC R10.06 |

| | 0-857-77 (24V) |
|--------------------------------|-------------------|
| | Heavy-duty |
| OUTPUT POWER | 2700W |
| OUTPUT SURGE (5 SEC) | 5400W |
| AC OUTPUT V | 230V |
| REGULATION | 5% |
| OUTPUT WAVEFORM | Pure sine |
| DC INPUT V | 20-33V |
| LOW BATTERY ALARM | 21V ± 1V |
| LOW V SHUTDOWN | 20V ± 1V |
| HIGH V SHUTDOWN | 32V ± 1V |
| FREQUENCY ±1% | 50Hz |
| EFFICIENCY | 85% |
| NO-LOAD CURRENT | < 1.5A |
| OVERTEMP PROTECTION | 60°C ± 10°C |
| COOLING FAN | Yes |
| OVERLOAD ALARM | > 3240W |
| OVERLOAD SHUTDOWN | 3240W ~ 4320W |
| RESET | 1 ~ 5 sec |
| SHORT CIRCUIT PROTECTED | Yes |
| DIMENSIONS (L X W X H) | 540 x 289 x 100mm |
| NET WEIGHT | 10.4Kg |
| APPROVALS | CE EMC |

VOLTAGE CONVERTERS

24V TO 12V

A range of 24V to 12V voltage converters featuring silicon encapsulated components in a proven design, for reliability and low quiescent current. Type approved to 72/245/EEC as amended by 95/54/EEC, e11.

1.5A CONTINUOUS, 2A INTERMITTENT LOAD



- For radio
- Linear construction

| PART NO. | DESCRIPTION | QTY |
|----------|---------------------------------|-----|
| 0-578-00 | Non-isolated return switch mode | 1 |

5A CONTINUOUS, 7A INTERMITTENT LOAD



- For radios & phones

| PART NO. | DESCRIPTION | QTY |
|----------|---|-----|
| 0-578-05 | Isolated return switch mode | 1 |
| 0-578-55 | 40mA output Isolated return switch mode | 1 |

10A CONTINUOUS, 15A INTERMITTENT LOAD



- For most applications including heavy-duty communications

| PART NO. | DESCRIPTION | QTY |
|----------|-----------------------------|-----|
| 0-578-10 | Isolated return switch mode | 1 |

22A CONTINUOUS, 28A INTERMITTENT LOAD



- For most applications including heavy-duty communications

| PART NO. | DESCRIPTION | QTY |
|----------|-----------------------------|-----|
| 0-578-22 | Isolated return switch mode | 1 |

12V TO 24V

12V to 24V voltage converter featuring silicon encapsulated components in a proven design, for reliability and low quiescent current. Type approved to 72/245/EEC as amended by 95/54/EEC.

10A CONTINUOUS, 15A INTERMITTENT



- Quiescent current consumption 190mA
- L 150 x W 85 x H 38mm

| PART NO. | DESCRIPTION | QTY |
|----------|---------------------------------|-----|
| 0-578-20 | Non-isolated return switch mode | 1 |

POWER CONVERSION VOLTAGE CONVERTERS 12V TO 24V & 24V TO 12V

24V TO 12V

A range of 24 to 12V voltage converters of a reliable established design, featuring the latest technology to give high conversion efficiency, typically greater than 85%, low quiescent current, and excellent reliability. Installed with a single, clip-on bracket. CE, EMC, e11, e13 and ISO approved for automotive applications.

3A CONTINUOUS, 6A INTERMITTENT LOAD

- For radios, CD players and mobile telephones



| PART NO. | DESCRIPTION | QTY |
|----------|---------------------------------|-----|
| 0-578-03 | Non-isolated return switch mode | 1 |

6A CONTINUOUS, 10A INTERMITTENT LOAD

- For radio, CD players and mobile telephones



| PART NO. | DESCRIPTION | QTY |
|----------|-------------------------------------|-----|
| 0-578-06 | Non-isolated return switch mode | 1 |
| 0-578-56 | Isolated return version switch mode | 1 |

12A CONTINUOUS, 18A INTERMITTENT LOAD

- Switch mode non-isolated return
- For multiple applications or some high power audio systems



| PART NO. | DESCRIPTION | QTY |
|----------|---------------------------------|-----|
| 0-578-12 | Non-isolated return switch mode | 1 |

18A CONTINUOUS, 21A INTERMITTENT LOAD

- For multiple applications or high power audio systems



| PART NO. | DESCRIPTION | QTY |
|----------|---------------------------------|-----|
| 0-578-18 | Non-isolated return switch mode | 1 |

24A CONTINUOUS, 30A INTERMITTENT LOAD

- For high power audio systems and high frequency radio transmission
- Meeting Petroleum Institute recommendations



| PART NO. | DESCRIPTION | QTY |
|----------|-------------------------------------|-----|
| 0-578-24 | Non-isolated return switch mode | 1 |
| 0-578-74 | Isolated return version switch mode | 1 |



@ WWW.DURITE.CO.UK

+44 (0) 1255 555 200

✉ SALES@DURITE.CO.UK

VOLTAGE CONVERTERS SPECIFICATIONS

| | MODEL 0-578-XX | 00 | 05 | 55 | 10 | 22 | 20 | 03 | 06 | 12 | 18 | 24 | 56 | 74 |
|------------------------------|----------------------------------|--|-----|-----|-----|------|--|------------------------------|-----|-----|-----|-----|-----|-----|
| TYPE | LINEAR, NON-ISOLATED RETURN | • | | | | | | | | | | | | |
| | SWITCH MODE, ISOLATED RETURN | | • | • | • | • | | | | | | | • | • |
| | SWITCH MODE, NON-ISOLATED RETURN | | | | | | • | • | • | • | • | • | | |
| LOAD | CONTINUOUS A | 1.5 | 5 | 5 | 10 | 22 | 10 | 3 | 6 | 12 | 18 | 24 | 6 | 24 |
| | INTERMITTENT A | 2 | 7 | 7 | 15 | 28 | 15 | 6 | 10 | 18 | 21 | 30 | 10 | 30 |
| QUIESCENT CURRENT MILLI-AMPS | | 6 | 100 | 350 | 100 | 120 | 110 | 15 | 15 | 15 | 15 | 15 | 15 | 15 |
| INPUT VOLTAGE VDC | | 20-32 | | | | | 10 -15 | 20-32 | | | | | | |
| OUTPUT VOLTAGE VDC | | ½ THE INPUT VOLTAGE | | | | | 24V ±5% | 13.6 VDC +15% -20% REGULATED | | | | | | |
| EMC | | TYPE APPROVED TO 72/245/EEC AS AMENDED IN 95/94/EC, e11 | | | | | CE, e11, e13, 2006/96/EC, 2004/108/EC, 93/68/EEC, VIDG5 AES | | | | | | | |
| PROTECTION | OVERCURRENT | • | • | • | • | • | • | • | • | • | • | • | • | • |
| | OVERHEAT | • | • | • | • | • | • | • | • | • | • | • | • | • |
| | OVERVOLTAGE | | | | | | | • | • | • | • | • | • | • |
| | TRANSIENTS | • | • | • | • | • | • | • | • | • | • | • | • | • |
| | REVERSE CONNECTION | | | | | | | • | • | • | • | • | • | • |
| DIMENSIONS | LENGTH (MM) | 85 | 95 | 95 | 150 | 180 | 150 | 68 | 88 | 126 | 166 | 166 | 126 | 218 |
| | WIDTH (MM) | 100 | 85 | 85 | 85 | 123 | 85 | 87 | 87 | 87 | 87 | 87 | 87 | 87 |
| | HEIGHT (MM) | 30 | 46 | 46 | 46 | 46 | 38 | 50 | 50 | 50 | 50 | 50 | 50 | 50 |
| | WEIGHT (G) | 220 | 465 | 465 | 726 | 1240 | 520 | 205 | 260 | 410 | 600 | 600 | 500 | 600 |



**SIGN UP TO DURITE'S E-NEWS FOR THE LATEST PRODUCT,
INDUSTRY & REGULATORY NEWS. WWW.DURITE.CO.UK**



06

EQUIPMENT & ACCESSORIES



**VAST RANGE OF
ACCESSORIES
COVERING 12V AND
24V APPLICATIONS.**

| | |
|--|------------|
| SPLIT CHARGING | 226 |
| POWER PLUGS & SOCKETS..... | 230 |
| TRAILER PLUGS..... | 233 |
| GAUGES | 238 |
| RETRACTABLE CABLES..... | 243 |
| WIPER BLADES & EQUIPMENT..... | 246 |
| HORNS | 252 |
| FANS | 254 |
| SPEAKERS | 255 |
| AERIALS..... | 255 |
| OIL & FUEL PUMPS..... | 256 |

SPLIT CHARGING VOLTAGE SENSITIVE RELAYS

VOLTAGE SENSITIVE RELAY

PROGRAMMABLE, 12V, 200A

“ 200A smart relay. ”



12V, 200A



Suitable for split charging



9 programmes



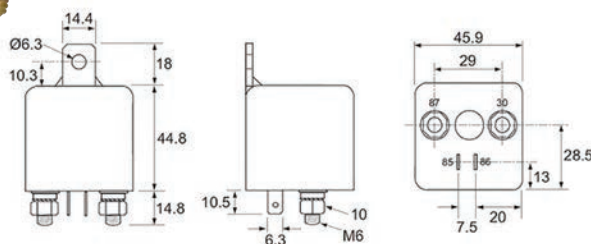
LED programme indication



12V

SMART CAPABILITIES NOW ALLOW FOR USE WITH THE LATEST RANGE OF VEHICLES FITTED WITH SMART ALTERNATORS AND REGENERATIVE BRAKING SYSTEMS

- 12V, 200A capacity
- Microprocessor control with 9 available programmes
- Manual override function
- Suitable for split charging or battery saving duties
- L 45.9 x W 45.9 x H 77.6mm



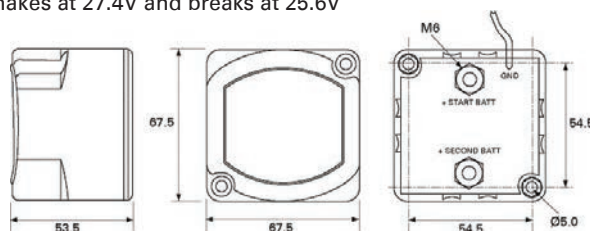
| PART NO. | DESCRIPTION | QTY |
|----------|-------------|-----|
| 0-727-43 | 12V | 1 |

VOLTAGE SENSITIVE RELAY, 140A WITH RED LED INDICATOR



The Durite Voltage Sensitive relay allows split charging of second battery bank without discharging the primary/start battery. They are available in both 12V and 24V.

- 12V sensitive relay. Relay makes at 13.3V and breaks at 12.65V
- 24V sensitive relay. Relay makes at 27.4V and breaks at 25.6V
- L 68 x W 54 x H 68mm
- CE approved



| PART NO. | DESCRIPTION | QTY |
|----------|-------------|-----|
| 0-727-33 | 12V | 1 |
| 0-727-83 | 24V | 1 |

Additional information:

A 5 second delay operates when the voltage falls below the cut-out voltage to prevent nuisance cut-out due to high intermittent loads on the battery. Supplied with self tapping screws and ring crimp terminal for ground lead.

ELECTRONIC SPLIT CHARGERS

“
Designed to work
with stop-start
technology.
”

UNIVERSAL SPLIT CHARGERS

12VDC TO 12VDC OR 24VDC TO 12VDC, 30A



30A



3 stage micro
processor



Compatible

USING INTELLIGENT SOFTWARE TO CONTROL THE MICROPROCESSOR, THE DURITE UNIVERSAL SPLIT CHARGER AUTOMATICALLY CONTROLS THE CHARGING OF A SECONDARY OR AUXILIARY BATTERY.

- Monitor the voltage and ensure the battery is charged in the most efficient manner once the main battery is fully charged
- Designed to be compatible with EURO6 vehicles and all those fitted with smart alternators
- Supplied with 500mm flying leads
- CE, EMC R10



12VDC to 12VDC or
24VDC to 12VDC

| PART NO. | DESCRIPTION | QTY |
|----------|----------------------------------|-----|
| 0-852-62 | 12VDC to 12VDC 30A split charger | 1 |
| 0-852-72 | 24VDC to 12VDC 30A split charger | 1 |

40A DC TO DC BATTERY CHARGER

The Durite DC to DC battery charger has excellent efficiency, is compact & robust. Workable for both 12V and 24V alternators. Suits 12V lead acid batteries and 12V LiFePO4 batteries. Supports solar panel input and has maximum power point tracking (MPPT); allowing solar panels to work at the maximum power point.

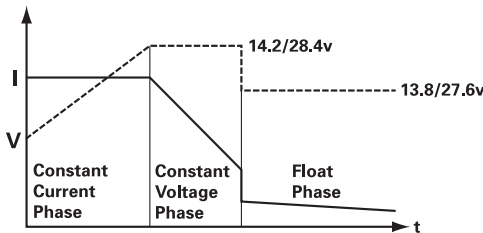
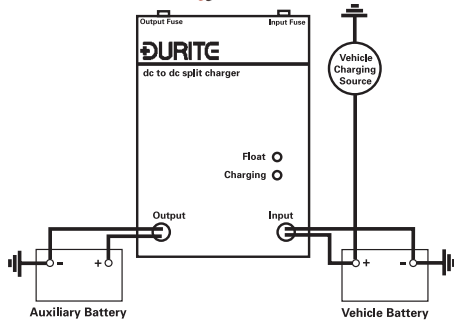
- 40A
- Dual input Solar, STD, AGM, GEL, CAL and LiFePo4
- Protected to IP66
- Over heat, over voltage, under voltage, reverse polarity protection
- Smart alternator compatible
- E-Marked R10 EMC, UKCA, CE approved
- L 188 x W 127 x H 39mm

| PART NO. | DESCRIPTION | QTY |
|----------|--------------------------|-----|
| 0-852-30 | DC to DC battery charger | 1 |



EQUIPMENT & ACCESSORIES SPLIT CHARGING ELECTRONIC SPLIT CHARGERS

ELECTRONIC SPLIT CHARGER



The Durite electronic split charger uses the latest technology to produce a split charging capability that allows an auxiliary battery system to be independently charged from a vehicle system.

- Microprocessor controlled
- Automatic 3 stage charging: Constant current, constant voltage and float
- Charge status LED indication
- Reverse polarity protection
- Short circuit protection
- Auto cut in and drop out
- Isolates different voltage systems
- Output controlled to maximum current
- Can be permanently connected
- Will not discharge the vehicles batteries

✂ For Euro 6 vehicles see part no. 0-852-62, 0-852-72.

| PART NO. | DESCRIPTION | QTY |
|----------|--|-----|
| 0-852-50 | 24VDC to 12VDC 20A split charger | 1 |
| 0-852-51 | 12VDC to 24VDC 10A split charger. Will not charge the 24V battery until the 12V batteries are charged or being charged | 1 |
| 0-852-52 | 12VDC to 12VDC 20A split charger | 1 |
| 0-852-53 | 24VDC to 24VDC 10A split charger | 1 |

BATTERY ISOLATORS

VOLTAGE SENSITIVE BATTERY ISOLATOR RELAY, 12V 150A WITH LED INDICATORS



Voltage sensitive battery isolator relay, with LED indicators. Automatically disconnects non essential loads from the battery to prevent start battery being discharged, can be manually overridden.

- 12V 150A Relay makes at 12.8V and breaks at 11.0V
- Cut-in/out delay - 10 seconds
- 2 x M6 bolts
- L 72 x W 72 x H 36mm
- CE approved

| PART NO. | DESCRIPTION | QTY |
|----------|---|-----|
| 0-727-35 | 12V 150A voltage sensitive battery isolator relay | 1 |

EQUIPMENT & ACCESSORIES SPLIT CHARGING BATTERY ISOLATORS

12/24V, SOLID STATE BATTERY GUARD



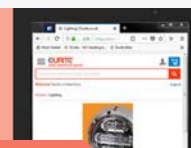
12/24V, solid state battery guard, monitors the battery voltage and disconnect load when the battery voltage reaches a pre-determined level. The voltage level at which the device operates to disconnect or reconnect the load to the battery can be set to one of 10 different programmes by the installer using a simple bridge and integral LED indicator. The unit also has an alarm circuit to power an audio and/or visual indicator to warn of imminent disconnect, allowing the operator 50 secs to rectify the situation before disconnecting. A 10 second delay is built in prior to an alarm, to prevent spurious warnings. The alarm circuit is limited to 500mA maximum, if a higher current is required a relay with a diode must be used, 0-727-14 for 12V and 0-727-26 for 24V.

- Quiescent current is below 10mA for all versions
- Appropriate terminals and insulating covers are provided with each unit
- Protected to IP65
- ECE and CE approved

Pre-programmed voltage settings:

| 12V | | 24V | |
|------------|---------|------------|---------|
| DISCONNECT | CONNECT | DISCONNECT | CONNECT |
| 10.5V | 12.0V | 21.0V | 24.0V |
| 10.0V | 11.5V | 20.0V | 23.0V |
| 9.5V | 11.5V | 19.0V | 23.0V |
| 11.0V | 13.5V | 22.5V | 26.5V |
| 11.5V | 13.5V | 23.0V | 27.5V |
| 10.5V | 12.5V | 21.0V | 25.0V |
| 11.5V | 12.5V | 23.0V | 25.5V |
| 11.0V | 12.5V | 23.5V | 25.5V |
| 12.0V | 13.0V | 24.0V | 26.0V |
| 10.0V | 13.0V | 20.0V | 26.5V |

| PART NO. | DESCRIPTION | QTY |
|----------|--|-----|
| 0-852-02 | 20A in-line version, L 155 x W 30 x H 15mm | 1 |
| 0-852-04 | 40A version, with provision for external on/off switch L 76 x W 78 x H 33mm | 1 |
| 0-852-10 | 100A version with provision for external on/off switch and override switch L 124 x W 97 x H 51mm | 1 |
| 0-852-20 | 200A version, with provision for external on/off switch L 127 x w 97 x h 51mm | 1 |



FOR MORE INFO, VISIT WWW.DURITE.CO.UK OR CONTACT INFO@DURITE.CO.UK

PLUGS & SOCKETS

POWER PLUGS

USB & TYPE C PORT



- 12/24V
- USB QC 3.0, 5V-3A
- USB type C 5V, 3.1A

| PART NO. | QTY |
|----------|-----|
| 0-601-14 | 1 |

USB PORT & DOUBLE ADAPTOR



- 12V
- 4 LED supply voltage indication
- Internal 10A fuse

| PART NO. | QTY |
|----------|-----|
| 0-601-92 | 1 |

12V PLUG - DOUBLE ADAPTOR



- Plug supplying a double socket
- 10A maximum at 12V

| PART NO. | QTY |
|----------|-----|
| 0-601-90 | 1 |

DIN PLUG/ANGLED DIN PLUG



- 16A maximum



| PART NO. | DESCRIPTION | QTY |
|----------|-----------------|-----|
| 0-601-26 | DIN plug | 1 |
| 0-601-27 | Angled DIN plug | 1 |

PLUG WITH GREEN LED INDICATOR



- Fits most cigarette lighter sockets with red adapter, or DIN socket with the red adapter removed
- Internal 8A fuse

| PART NO. | QTY |
|----------|-----|
| 0-601-16 | 1 |



TRAILER PLUGS & SOCKETS

See pages 233-237.

RETRACTABLE CABLE - 1 PLUG



- Rated at 5A, 12V for continuous use
- 2.45m

| PART NO. | QTY |
|----------|-----|
| 0-601-50 | 1 |

RETRACTABLE CABLE - PLUG & SOCKET



- Rated at 5A, 12V for continuous use
- 2.45m

| PART NO. | QTY |
|----------|-----|
| 0-601-55 | 1 |

EQUIPMENT & ACCESSORIES CIGARETTE LIGHTERS POWER SOCKETS & ACCESSORIES

POWER SOCKETS

VOLTMETER ILLUMINATED, 28MM

- Voltmeter
- LCD Display
- Fits 28mm panel socket



| PART NO. | DESCRIPTION | QTY |
|----------|----------------|-----|
| 0-534-10 | Single 6-30V | 1 |
| 0-534-05 | Dual 12/24/48V | 1 |

USB PORT FOR PANEL MOUNT

- 12/24V
- Voltmeter
- 3.0 USB
- 1x 3.0A QC port and 1x C type charge port
- Black ABS plastic
- For 29.2mm diameter panel hole



| PART NO. | QTY |
|----------|-----|
| 0-534-15 | 1 |

USB PORT SOCKET 12/24V

- Two USB ports, output 5V 3.1ADC total
- Black ABS plastic
- For 28mm diameter panel hole



| PART NO. | QTY |
|----------|-----|
| 0-601-08 | 1 |

USB PORT SOCKET

- 12/24V
- 3.1A 5V USB socket
- Black ABS plastic
- 2 x 6.3mm male blade terminals



Compatible with LED Modular Rocker Switches on page 128.

| PART NO. | QTY |
|----------|-----|
| 0-790-00 | 1 |

12V POWER SOCKET

- 36.5mm diameter
- For 28mm diameter panel hole



| PART NO. | QTY |
|----------|-----|
| 0-601-07 | 1 |

20A POWER SOCKET

- For 28mm panel hole
- 20A maximum



| PART NO. | QTY |
|----------|-----|
| 0-601-01 | 1 |

POWER SOCKET WITH BRACKET

- Power socket with cover and bracket
- 100mm flying leads
- 15A maximum



| PART NO. | QTY |
|----------|-----|
| 0-601-11 | 1 |

10A POWER SOCKET

- Power socket with cover
- For 28mm panel hole
- 100mm flying leads
- 10A maximum



| PART NO. | QTY |
|----------|-----|
| 0-601-03 | 1 |

12V CIGARETTE SOCKET

- For 28mm diameter panel hole
- 36.6mm diameter
- Black cover



| PART NO. | QTY |
|----------|-----|
| 0-601-09 | 1 |

SPRING LOADED CAP DIN SOCKET

- For 18mm diameter panel hole
- 16A maximum
- ISO 4165



| PART NO. | QTY |
|----------|-----|
| 0-601-29 | 1 |

DIN SOCKET

- For 18mm diameter panel hole
- 16A maximum
- ISO 4165



| PART NO. | QTY |
|----------|-----|
| 0-601-19 | 1 |

EQUIPMENT & ACCESSORIES PLUGS & SOCKETS POWER SOCKETS & ACCESSORIES

THREE DIN SOCKET PANEL



Three DIN sockets on a panel for dashboard installation into a panel hole 70 x 20mm.

- Supplied with fixing screws
- 16A maximum
- ISO 4165

| PART NO. | QTY |
|----------|-----|
| 0-601-54 | 1 |

SURFACE MOUNTING DIN SOCKET



- Supplied with two fixing screws
- 16A maximum
- ISO 4165

| PART NO. | QTY |
|----------|-----|
| 0-601-69 | 1 |

ACCESSORIES

RETRACTABLE CABLE



- 2.45 metres working length
- 2 x 24/0.20mm
- PVC insulated
- Sheathed in black polyethylene
- Rated at 6A, 12V for continuous use

| PART NO. | QTY |
|----------|-----|
| 0-601-06 | 1 |

ACCESSORY POWER SOCKET



- Accessory power socket with cigarette lighter socket
- 250mm cable and crocodile clips
- Rated at 5A at 12V for continuous use

| PART NO. | QTY |
|----------|-----|
| 0-601-91 | 1 |

DURITE

in YouTube f

**WE'RE ON SOCIAL MEDIA
FOLLOW US
@DURITELIMITED**

FRONT PANEL, 28MM HOLE



For fitments of 28mm diameter sockets. Panel is placed on top of the socket.

| PART NO. | DESCRIPTION | QTY |
|----------|--------------|-----|
| 0-601-51 | 1-hole panel | 1 |
| 0-601-57 | 2-hole panel | 1 |

REAR PANEL, 28MM HOLE



For fitments of 28mm diameter sockets. Panel is placed behind the socket.

| PART NO. | DESCRIPTION | QTY |
|----------|--------------|-----|
| 0-601-52 | 1-hole panel | 1 |
| 0-601-58 | 2-hole panel | 1 |

MOUNTING HOUSING, 28MM



For fitments of 28mm diameter sockets.

| PART NO. | DESCRIPTION | QTY |
|----------|--------------|-----|
| 0-601-61 | 1-hole panel | 1 |
| 0-601-62 | 2-hole panel | 1 |



**SIGN UP TO DURITE'S E-NEWS FOR THE LATEST PRODUCT,
INDUSTRY & REGULATORY NEWS. WWW.DURITE.CO.UK**



TRAILER PLUGS

12V PLUGS AND SOCKETS

ISO1724 7-PIN PLUGS & SOCKETS (12N)

N type connector:

Regular connector which supplies all trailer & caravan road lighting from 12V towing vehicle (excluding reverse).

- Complies with ISO1724
- Lighting connections between traction vehicle and trailer

Socket



Plug



| METAL | | |
|----------|------------------------------|-----|
| PART NO. | DESCRIPTION | QTY |
| 0-692-16 | 7-pin plug | 5 |
| 5-692-16 | 7-pin plug | 1 |
| 0-692-19 | Socket with cover | 5 |
| 5-692-19 | Socket with cover | 1 |
| 0-692-09 | Socket with fog lamp cut out | 5 |
| 5-692-09 | Socket with fog lamp cut out | 1 |

| PLASTIC | | |
|----------|------------------------------|-----|
| PART NO. | DESCRIPTION | QTY |
| 0-693-16 | 7-pin plug | 5 |
| 5-693-16 | 7-pin plug | 1 |
| 0-693-19 | Socket with cover | 5 |
| 5-693-19 | Socket with cover | 1 |
| 0-693-09 | Socket with fog lamp cut out | 5 |
| 5-693-09 | Socket with fog lamp cut out | 1 |
| 0-693-90 | Trailing socket | 1 |

ISO3732 7-PIN PLUGS & SOCKETS (12S)

S type connector:

Auxiliary connector which supplies all trailer & caravan power to 12V appliances (fridges, interior lights & charging systems) from towing vehicle.

- Complies with ISO3732
- Electrical connections between traction vehicle and trailer

Metal



| METAL | | |
|----------|-------------|-----|
| PART NO. | DESCRIPTION | QTY |
| 0-692-66 | 7-pin plug | 5 |
| 5-692-66 | 7-pin plug | 1 |

| PLASTIC | | |
|----------|-------------------|-----|
| PART NO. | DESCRIPTION | QTY |
| 0-693-66 | 7-pin plug | 5 |
| 5-693-66 | 7-pin plug | 1 |
| 0-693-69 | Socket with cover | 5 |
| 5-693-69 | Socket with cover | 1 |

Plastic



3-PIN PLUG & SOCKET



- Complies with DIN 9680
- Suitable for use on agricultural vehicles

| PART NO. | DESCRIPTION | QTY |
|----------|-----------------------|-----|
| 0-365-16 | Non-reversible plug | 1 |
| 0-365-19 | Non-reversible socket | 1 |

ISO11446 13-PIN PLUGS & SOCKETS

Road lights & auxiliary connector which supplies all power to 12V caravan (charging batteries and road lights).

- Lighting & auxiliary connections between traction vehicle and caravan
- Splash protected to ISO4091
- Complies with ISO11446

| PART NO. | DESCRIPTION | QTY |
|----------|------------------------------|-----|
| 0-695-16 | 13-pin plug | 1 |
| 0-695-19 | Socket with cover | 1 |
| 0-695-09 | Socket with fog lamp cut out | 1 |
| 0-695-90 | Trailing Socket | 1 |



EQUIPMENT & ACCESSORIES TRAILER PLUGS 12V & 24V PLUGS & SOCKETS

13-PIN ADAPTORS

7-pin socket (12N) to 13-pin plug.

- Splash protected to ISO4091



| PART NO. | QTY |
|----------|-----|
| 0-695-66 | 1 |

13-pin socket to 7-pin plug (12N).



| PART NO. | QTY |
|----------|-----|
| 0-695-69 | 1 |

13-pin plug to 2 x 7-pin sockets (12N + 12S), 400mm cable.



| PART NO. | QTY |
|----------|-----|
| 0-695-67 | 1 |

24V PLUGS AND SOCKETS

ISO1185 7-PIN PLUGS & SOCKETS (24N)

N type connector:
Regular connector which supplies all trailer road lighting from 24V towing vehicle (excluding reverse).

- Complies with ISO1185
- Lighting connections between traction vehicle and trailer



Clang Metal

| PART NO. | DESCRIPTION | QTY |
|----------|-----------------|-----|
| 0-477-16 | Plug with cover | 1 |
| 0-477-19 | Socket | 1 |



Alloy

| PART NO. | DESCRIPTION | QTY |
|----------|-----------------|-----|
| 0-477-86 | Plug with cover | 1 |
| 0-477-89 | Socket | 1 |



Plastic

| PART NO. | DESCRIPTION | QTY |
|----------|-----------------|-----|
| 0-477-26 | Plug with cover | 1 |
| 0-477-29 | Socket | 1 |

ISO3731 7-PIN PLUGS & SOCKETS (24S)

S type connector:
Auxiliary connector which supplies all 24V trailer power to appliances & charging systems from towing vehicle.

- Complies with ISO3731
- Electrical connections between traction vehicle and trailer



Clang Metal

| PART NO. | DESCRIPTION | QTY |
|----------|-----------------|-----|
| 0-477-66 | Plug with cover | 1 |
| 0-477-69 | Socket | 1 |



Alloy

| PART NO. | DESCRIPTION | QTY |
|----------|-----------------|-----|
| 0-477-96 | Plug with cover | 1 |
| 0-477-99 | Socket | 1 |



Plastic

| PART NO. | DESCRIPTION | QTY |
|----------|-----------------|-----|
| 0-477-76 | Plug with cover | 1 |
| 0-477-79 | Socket | 1 |

SINGLE PIN 24V PLUGS & SOCKETS

Clang single pin plugs and sockets.
Rated at 300A continuous for 3 hours or 400A intermittently. Passivated zinc alloy case, silver plated pins and socket tubes.



| PART NO. | DESCRIPTION | QTY |
|----------|-------------------|-----|
| 0-477-39 | Single pin socket | 1 |



| PART NO. | DESCRIPTION | QTY |
|----------|-----------------|-----|
| 0-477-36 | Single pin plug | 1 |



| PART NO. | DESCRIPTION | QTY |
|----------|-----------------|-----|
| 0-477-56 | Single pin plug | 1 |



| PART NO. | DESCRIPTION | QTY |
|----------|-------------------|-----|
| 0-477-59 | Single pin socket | 1 |


EQUIPMENT & ACCESSORIES TRAILER PLUGS 24V PLUGS & SOCKETS

3-PIN 24V PLUGS AND SOCKETS

Clang three pin heavy-duty plug and sockets.

Passivated zinc alloy case, brass pins and socket tubes. Rated at 25A continuous and 45A intermittently.

| PART NO. | DESCRIPTION | QTY |
|----------|--------------|-----|
| 0-477-49 | 3-pin socket | 1 |
| 0-477-46 | 3-pin plug | 1 |



Clang three pin plug and sockets.

Nickel plated brass case, self colour pins and socket tubes. Rated at 5A continuous.

| PART NO. | DESCRIPTION | QTY |
|----------|--------------|-----|
| 0-473-19 | 3-pin socket | 1 |
| 0-473-16 | 3-pin plug | 1 |




5-PIN & 7-PIN 24V ABS AND EBS

Five or seven pin plugs and sockets for ABS and EBS systems.

Thermoplastic body, nickel plated brass pins and socket tubes with screw terminals and stainless steel locking clamp. ABS to ISO7638.

| PART NO. | DESCRIPTION | QTY |
|----------|--------------|-----|
| 0-478-19 | 5-pin socket | 1 |
| 0-478-29 | 7-pin socket | 1 |
| 0-478-16 | 5-pin plug | 1 |
| 0-478-26 | 7-pin plug | 1 |




10-PIN 24V PLUGS AND SOCKETS

Clang plugs and sockets for 24V trailers.

Passivated zinc alloy case, nickel plated brass pins and socket tubes.

| PART NO. | DESCRIPTION | QTY |
|----------|---------------|-----|
| 0-480-19 | 10-pin socket | 1 |
| 0-480-16 | 10-pin plug | 1 |



7 AND 15-PIN 24V ADAPTERS

15-pin plug adapter, 15-pin socket to 2 x 7-pin plugs (24N and 24S) to ISO12098. Additional 3 data wires are installed but not connected.

| PART NO. | QTY |
|----------|-----|
| 0-479-67 | 1 |




15-PIN 24V PLUGS AND SOCKETS

Fifteen pin plugs and sockets for 24V trailers.

Thermoplastic body, nickel plated brass pins and socket tubes with screw terminals and stainless steel locking clamp to ISO12098.

| PART NO. | DESCRIPTION | QTY |
|----------|---------------|-----|
| 0-479-19 | 15-pin socket | 1 |
| 0-479-16 | 15-pin plug | 1 |




24V TO 12V ADAPTERS

Lighting adaptor.

- Input 24V 7-pin plug (24N), Output 12V
- Max load 60W

| PART NO. | DESCRIPTION | QTY |
|----------|---------------------------|-----|
| 0-477-07 | 7-pin (12N) socket output | 1 |
| 0-477-13 | 13-pin socket output | 1 |



EQUIPMENT & ACCESSORIES TRAILER PLUGS

UNIVERSAL PLUGS AND SOCKETS

IP68 HEAVY-DUTY WATERPROOF PLUGS & SOCKETS 32A

Plug



Trailing socket



Surface mount socket



Connectors for cables between 7 and 15mm diameter.
Polyamide bodies with nickel plated brass contacts for cables between 7 and 15mm diameter.

- Screw terminals
- Rated at 32A at 600V AC or DC
- Supplied with cap

| PLUG | | |
|----------|----------------------|-----|
| PART NO. | DESCRIPTION | QTY |
| 0-462-26 | 2-pin | 1 |
| 0-463-26 | 3-pin | 1 |
| 0-464-26 | 4-pin | 1 |
| 0-465-26 | 7-pin, 430V AC or DC | 1 |

| TRAILING SOCKET | | |
|-----------------|----------------------|-----|
| PART NO. | DESCRIPTION | QTY |
| 0-462-29 | 2-pin | 1 |
| 0-463-29 | 3-pin | 1 |
| 0-464-29 | 4-pin | 1 |
| 0-465-29 | 7-pin, 430V AC or DC | 1 |

| SURFACE MOUNT SOCKET | | |
|----------------------|----------------------|-----|
| PART NO. | DESCRIPTION | QTY |
| 0-462-79 | 2-pin | 1 |
| 0-463-79 | 3-pin | 1 |
| 0-464-79 | 4-pin | 1 |
| 0-465-79 | 7-pin, 430V AC or DC | 1 |

IP68 WATERPROOF PLUGS & SOCKETS 10A

Plug



Trailing socket



Surface mount socket



Connectors for cables between 6 and 8mm diameter.
Glass filled polyamide bodies with nickel plated brass contacts for cables between 6 and 8mm diameter.

- Screw terminals

- Rated at 10A at 250V AC or DC for 2 and 3-pin products, 6A for 4-pin products and 3A for 7-pin products
- Supplied with covers (which doubles as an assembly tool)

| PLUG | | |
|----------|--|-----|
| PART NO. | DESCRIPTION | QTY |
| 0-462-16 | 2-pin | 1 |
| 0-463-16 | 3-pin | 1 |
| 0-464-16 | 4-pin | 1 |
| 0-465-16 | 7-pin | 1 |
| 0-465-99 | Cable gland for 7 - 9mm diameter, yellow | 10 |

| TRAILING SOCKET | | |
|-----------------|--|-----|
| PART NO. | DESCRIPTION | QTY |
| 0-462-19 | 2-pin | 1 |
| 0-463-19 | 3-pin | 1 |
| 0-464-19 | 4-pin | 1 |
| 0-465-19 | 7-pin | 1 |
| 0-465-99 | Cable gland for 7 - 9mm diameter, yellow | 10 |

| SURFACE MOUNT SOCKET | | |
|----------------------|-------------|-----|
| PART NO. | DESCRIPTION | QTY |
| 0-462-69 | 2-pin | 1 |
| 0-463-69 | 3-pin | 1 |
| 0-464-69 | 4-pin | 1 |
| 0-465-69 | 7-pin | 1 |



Durite offers an extensive range of Equipment & Accessories. These include gauges, lighter, DIN, 12V and 24V plugs & sockets, windscreen wiper equipment, fans and horns.

ACCESSORIES

BRACKET ASSEMBLIES



Trailer socket bracket with 12V 7-pin socket and 1 metre of 7 core cable.

| PART NO. | DESCRIPTION | QTY |
|----------|----------------|-----|
| 0-289-00 | Metal socket | 1 |
| 0-289-01 | Plastic socket | 1 |



Trailer socket bracket with 12V 13-pin plastic socket and 1 metre of 13 core cable.

| PART NO. | QTY |
|----------|-----|
| 0-289-53 | 1 |



Nuts and bolts for trailer sockets. 2BA x 1.25" round head machine screws and nuts.

| PART NO. | QTY |
|----------|-----|
| 0-590-00 | 50 |

TRAILER SOCKET BRACKETS



16swg galvanised mild steel.

| PART NO. | DESCRIPTION | QTY |
|----------|---------------|-----|
| 0-521-00 | 7-pin single | 1 |
| 0-521-03 | 13-pin single | 1 |

ACCESSORIES FOR 12V RANGE

Caravan socket gasket for 7-pin sockets.

| PART NO. | DESCRIPTION | QTY |
|----------|-----------------------------|-----|
| 0-693-99 | Caravan 7-pin socket gasket | 10 |
| 5-693-99 | Single unit, as above | 1 |



12V 13-pin Plug Holder/Centraliser. Splash protected to ISO 4091.

| PART NO. | QTY |
|----------|-----|
| 0-695-99 | 10 |



Caravan socket gasket for 13-pin sockets. For use with 0-692-09, 0-692-19, 0-695-09, 0-695-16 & 0-695-19.

| PART NO. | QTY |
|----------|-----|
| 0-693-98 | 10 |
| 5-693-98 | 1 |



ACCESSORIES FOR 24V RANGE

| PART NO. | DESCRIPTION | QTY |
|----------|---|-----|
| 0-525-03 | Cover for the rear of the Clang range of metal plugs | 10 |
| 0-477-03 | Cover for the rear of the plastic 24V plugs | 10 |
| 0-474-00 | Parking bracket for trailing plugs or sockets. Passivated steel | 1 |



CABLE JOINER

| PART NO. | DESCRIPTION | QTY |
|----------|---|-----|
| 0-463-00 | 3-pin cable joiner, 16A rating | 1 |
| 0-465-99 | Gland for 7 - 9mm diameter yellow cable | 10 |



GAUGES

RANGE 1 - SPORTS / PREMIUM

A range of illuminated 52mm electrical dashboard gauges. Matt black bezels and white figures. Bridge type fitting.

BATTERY CONDITION VOLTMETER, 90° SWEEP DIAL



| PART NO. | DESCRIPTION | QTY |
|----------|-------------------------------|-----|
| 0-523-22 | 12V voltmeter | 1 |
| 0-523-72 | 24V voltmeter, scale 18 - 32V | 1 |

AMMETER, 90° SWEEP DIAL



| PART NO. | DESCRIPTION | QTY |
|----------|------------------|-----|
| 0-523-01 | 30-0-30A ammeter | 1 |
| 0-523-51 | 60-0-60A ammeter | 1 |

WATER TEMPERATURE GAUGE, 90° SWEEP DIAL



- Supplied with 1/8" NPTF sender

| PART NO. | DESCRIPTION | QTY |
|----------|--------------------|-----|
| 0-523-23 | 12V gauge | 1 |
| 0-523-73 | 24V gauge | 1 |
| 0-523-93 | Replacement sender | 1 |

OIL TEMPERATURE GAUGE, 90° SWEEP DIAL



- Supplied with 1/8" NPTF sender

| PART NO. | DESCRIPTION | QTY |
|----------|--------------------|-----|
| 0-523-15 | 12V gauge | 1 |
| 0-523-65 | 24V gauge | 1 |
| 0-523-95 | Replacement sender | 1 |

REPLACEMENT ILLUMINATION LAMP

Replacement 12V and 24V illumination lamp for: 0-523-22, 0-523-23, 0-523-15, 0-523-16, 0-523-06, 0-523-72, 0-523-73, 0-523-65 and 0-523-66.

| PART NO. | DESCRIPTION | QTY |
|----------|-----------------------------------|-----|
| 0-523-92 | Replacement 24V illumination lamp | 1 |
| 0-523-91 | Replacement 12V illumination lamp | 1 |

OIL PRESSURE GAUGE, 90° SWEEP DIAL



- Supplied with 1/8" NPTF sender

| PART NO. | DESCRIPTION | QTY |
|----------|--------------------|-----|
| 0-523-17 | 12V gauge | 1 |
| 0-523-67 | 24V gauge | 1 |
| 0-523-89 | Replacement sender | 1 |

FUEL GAUGE, 90° SWEEP DIAL



- Supplied with adjustable sender

| PART NO. | DESCRIPTION | QTY |
|----------|--------------------|-----|
| 0-523-06 | 12V gauge | 1 |
| 0-523-56 | 24V gauge | 1 |
| 0-523-96 | Replacement sender | 1 |

12/24V QUARTZ CLOCK



- Illuminated 52mm electrical dashboard gauge
- Bridge type fitting

| PART NO. | DESCRIPTION | QTY |
|----------|--------------|-----|
| 0-523-03 | 12/24V gauge | 1 |

12V TACHOMETER 270° SWEEP DIAL



- 0 to 8,000rpm
- For 4-6-8 cylinder engines with coil ignition, negative earth vehicles

| PART NO. | DESCRIPTION | QTY |
|----------|-------------------|-----|
| 0-523-20 | 52mm Ø tachometer | 1 |

EQUIPMENT & ACCESSORIES GAUGES

RANGE 2 - INDUSTRIAL / TRADITIONAL

A range of mechanical dashboard gauges for 52mm panel holes. Matt black bezels and white figures on an illuminated matt black background. Bridge type fitting. Supplied with 12 and 24V bulbs.

OIL PRESSURE GAUGE, 270° SWEEP DIAL



- Supplied with 1/8" NPTF union and 12' copper capillary

| PART NO. | DESCRIPTION | QTY |
|----------|--------------------|-----|
| 0-533-16 | Oil pressure gauge | 1 |
| 0-533-98 | 12' capillary kit | 1 |

AIR PRESSURE GAUGE, 270° SWEEP DIAL



- Supplied with 1/8" NPTF union and 12' copper capillary

| PART NO. | DESCRIPTION | QTY |
|----------|--------------------|-----|
| 0-533-01 | Air pressure gauge | 1 |
| 0-533-98 | 12' capillary kit | 1 |

OIL TEMPERATURE GAUGE, 270° SWEEP DIAL



- Supplied with 5/8" UNF union and 12' capillary

| PART NO. | DESCRIPTION | QTY |
|----------|-----------------------|-----|
| 0-533-15 | Oil temperature gauge | 1 |

WATER TEMPERATURE GAUGE, 270° SWEEP DIAL



- Supplied with 5/8" UNF union and 12' capillary

| PART NO. | DESCRIPTION | QTY |
|----------|----------------------------------|-----|
| 0-533-23 | Water temp. gauge | 1 |
| 0-533-73 | As above but 100-280° Fahrenheit | 1 |

TURBO BOOST GAUGE, 270° SWEEP DIAL



- Supplied with 5/8" UNF union and 5' of PVC tubing
- Pressure -1 to +1.5 bar

| PART NO. | DESCRIPTION | QTY |
|----------|-------------------|-----|
| 0-533-02 | Turbo boost gauge | 1 |

TACHOMETER, 270° DIAL



- For 86mm diameter panel hole
- 12 or 24V
- 270° dial
- Bridge fitting
- Programmable alternator pick-up

| PART NO. | DESCRIPTION | QTY |
|----------|---------------------------------|-----|
| 0-523-78 | With hour meter. 0 to 4,000 rpm | 1 |
| 0-523-70 | 0 to 4,000 rpm | 1 |

REPLACEMENT ILLUMINATION LAMP

Replacement 12V and 24V illumination lamp for:
 0-523-01, 0-523-51, 0-533-16, 0-533-01
 0-533-15, 0-533-23, 0-533-73, 0-533-02

| PART NO. | DESCRIPTION | QTY |
|----------|-----------------------------------|-----|
| 0-533-91 | Replacement 12V illumination lamp | 1 |
| 0-533-92 | Replacement 24V illumination lamp | 1 |

EQUIPMENT & ACCESSORIES GAUGES

RECTANGULAR ENGINE HOUR COUNTER



- For 37 x 24mm rectangular panel hole
- 8 - 32V
- Non-illuminated
- Bridge fitting 70mm deep

| PART NO. | QTY |
|----------|-----|
| 0-523-58 | 1 |

CIRCULAR ENGINE HOUR COUNTER



- 10 - 80VDC
- Non-illuminated
- Bridge fitting 75mm deep

| PART NO. | QTY |
|----------|-----|
| 0-523-08 | 1 |

DIGITAL LCD ENGINE HOUR COUNTER



- For 52mm diameter panel hole
- 10 - 36VDC
- Non-illuminated
- Bridge fitting 40mm deep

| PART NO. | QTY |
|----------|-----|
| 0-523-68 | 1 |

RANGE 3 - MARINE / WATERPROOF

A range of LED backlit, illuminated needle 52mm plastic cased electrical marine gauges. Matt black bezels and dials with white figures. Large screw collar type fitting.

12/24V 80-0-80A AMMETER, 90° SWEEP DIAL



- Uses inductive pick up coil

| PART NO. | DESCRIPTION | QTY |
|----------|----------------------|-----|
| 0-525-01 | 12/24V sale 80-0-80A | 1 |

BATTERY CONDITION VOLTMETER, 90° SWEEP DIAL



| PART NO. | DESCRIPTION | QTY |
|----------|---------------------|-----|
| 0-525-72 | 24V, scale 16 - 32V | 1 |

LED illumination in either white or yellow, plastic cased and with stainless steel bezel. Screw collar type fitting. 52mm dashboard fitting. 25mm max panel depth. Supplied with 600mm cable.

VOLTMETER 90° SWEEP DIAL



- 16-32V or 8-16V scale

| PART NO. | DESCRIPTION | QTY |
|----------|-------------------|-----|
| 0-525-42 | 12V, scale 8-16V | 1 |
| 0-525-62 | 24V, scale 16-32V | 1 |

EQUIPMENT & ACCESSORIES GAUGES

12/24V TACHOMETER 270° SWEEP DIAL



- For 4-6-8-12 cylinder engines (coil ignition), negative earth vehicles
- With hour counter

| PART NO. | DESCRIPTION | QTY |
|----------|-----------------|-----|
| 0-525-81 | 85mm, 0-8000RPM | 1 |

12/24V TACHOMETER 270° SWEEP DIAL



- Program via WIFI
- 0-4000RPM or 0-8000RPM

| PART NO. | DESCRIPTION | QTY |
|----------|------------------|-----|
| 0-525-30 | 12/24V 0-4000RPM | 1 |
| 0-525-40 | 12/24V 0-8000RPM | 1 |

WATER TEMPERATURE GAUGE, 90° SWEEP DIAL



- 12/24V
- Supplied with 1/8" NPT sender
- 40°-120°C

| PART NO. | DESCRIPTION | QTY |
|----------|--------------------|-----|
| 0-525-43 | Water temperature | 1 |
| 0-525-85 | Replacement sender | 1 |

OIL TEMPERATURE GAUGE, 90° SWEEP DIAL



- 12/24V
- Supplied with 1/8" NPT sender
- 40°-120°C

| PART NO. | DESCRIPTION | QTY |
|----------|--------------------|-----|
| 0-525-35 | Oil temperature | 1 |
| 0-525-85 | Replacement sender | 1 |

OIL PRESSURE GAUGE, 90° SWEEP DIAL



- 12/24V
- Supplied with 1/8" NPT sender
- 0-10 bar

| PART NO. | DESCRIPTION | QTY |
|----------|--------------------|-----|
| 0-525-36 | Oil pressure | 1 |
| 0-525-86 | Replacement sender | 1 |

FUEL LEVEL GAUGE, 90° SWEEP DIAL



- 12/24V
- Supplied without pole tank sender

| PART NO. | DESCRIPTION | QTY |
|----------|-------------|-----|
| 0-525-26 | Fuel level | 1 |

WATER LEVEL GAUGE, 90° SWEEP DIAL



- 12/24V
- Supplied without pole tank sender

| PART NO. | DESCRIPTION | QTY |
|----------|-------------|-----|
| 0-525-32 | Water level | 1 |

POLE TANK SENDERS

- Stainless Steel pole tank senders



| PART NO. | DEPTH | QTY |
|----------|-------|-----|
| 0-525-92 | 250mm | 1 |
| 0-525-93 | 290mm | 1 |
| 0-525-94 | 350mm | 1 |
| 0-525-95 | 500mm | 1 |
| 0-525-96 | 600mm | 1 |

EQUIPMENT & ACCESSORIES GAUGES

DASHBOARD GAUGES

12/24V DUAL BATTERY VOLTAGE MONITOR



Can be set for high and low voltage warning levels on 2 battery circuits, warning is indicated by highlighting the voltage on the display and an integral buzzer can also be enabled. The warning is delayed 5 seconds to prevent spurious warnings. The monitor also has a clock function and automatic sleep functions.

| PART NO. | QTY |
|----------|-----|
| 0-852-00 | 1 |

- Panel Mount
- L 56 x W 20 x H 66mm

12-72V BATTERY FUEL HOUR METER GAUGE



- LED battery indicator and LCD hour counter
- ø60 x H 49mm

| PART NO. | QTY |
|----------|-----|
| 0-523-18 | 1 |

ACCESSORIES

SOLID BRASS ADAPTORS FOR GAUGES AND SENDERS



| PART NO. | DESCRIPTION | QTY |
|----------|---|-----|
| 0-523-98 | 1/8" NPTF to M14 x 1.5, M16 x 1.5, M18 x 1.5 | 1 |
| 0-523-99 | 1/8" NPTF to 5/8UNF, 3/8NPTF, 1/8BSP, 1/2NPTF | 1 |
| 0-533-99 | 5/8" UNF to M16 x 1.5, M18 x 1.5, 1/2NPTF | 1 |
| 0-523-97 | 'T' piece 1/8" NPTF | 1 |

MATT BLACK STEEL PANELS FOR MOUNTING 52 MM GAUGES



Mounting panels for 52mm premium and traditional gauges.
NOTE: not for use with marine gauges.

| PART NO. | DESCRIPTION | QTY |
|----------|-------------|-----|
| 0-243-01 | 1 hole | 1 |
| 0-243-02 | 2 hole | 1 |
| 0-243-03 | 3 hole | 1 |

GAUGE MOUNTING POD FOR 52MM GAUGES



Mounting pod for 52mm premium and traditional gauges.

Gauge mounting pod for 52mm gauges (except 0-523-08), made of black ABS plastic, designed for on or under dash mounting. Supplied with fixing screws and adhesive pad.

NOTE: not for use with marine gauges.

| PART NO. | QTY |
|----------|-----|
| 0-243-04 | 1 |

RETRACTABLE CABLE

3 CORE RETRACTABLE CABLE



- Black hytrel sheathed
- 4.5 metre maximum working length
- 350 x 110mm closed coil
- 2 x 250mm plain tails
- 3 x 6.00mm² red, black and green rubber insulated cores

| PART NO. | QTY |
|----------|-----|
| 0-777-02 | 1 |



- Black rubber sheath
- 3 metre maximum working length
- 500 x 70mm closed coil, with 2 x moulded waterproof 3 pole sockets
- 3 x 6.00mm² black, green and red rubber insulated cores

| PART NO. | QTY |
|----------|-----|
| 0-733-10 | 1 |



- Black rubber sheathed
- 2 plain 150mm tails
- 3 x 0.75mm² blue, brown and green/yellow PVC insulated cores

| PART NO. | DESCRIPTION | QTY |
|----------|--|-----|
| 0-733-00 | 6m working length, 1200 x 35mm closed coil | 1 |
| 0-733-01 | 3m working length, 600 x 35mm closed coil | 1 |

5 CORE RETRACTABLE CABLE



- Black rubber sheathed. Grey (0-715-01)
- 2 plain 150mm tails
- 3 x 0.75mm² blue, brown and green/yellow PVC insulated cores

| PART NO. | DESCRIPTION | QTY |
|----------|---|-----|
| 0-715-00 | 6m working length, 1200 x 37mm diameter closed coil | 1 |
| 0-715-01 | 3m working length, 600 x 37mm diameter closed coil | 1 |

DURITE

LOOKING FOR POWER CABLES? See pages 155 & 156.

7 CORE RETRACTABLE CABLE



- Black hytrel sheathed
- 3.3 metre maximum working length
- 220 x 85mm diameter closed coil
- 2 x 230mm plain tails
- 1 x 2.00mm² white + 6 x 1.00mm² blue, black, yellow, red, green and brown rubber insulated cores

| PART NO. | QTY |
|----------|-----|
| 0-777-00 | 1 |



- Black rubber sheathed
- 2 x 230mm plain tails
- 1 x 2.00mm² white, + 6 x 1.00mm² blue, black, yellow, red, green and brown PVC insulated cores

| PART NO. | DESCRIPTION | QTY |
|----------|--|-----|
| 0-717-00 | 6.6m working length, 1080 x 45mm closed coil | 1 |
| 0-717-01 | 3m working length, 600 x 35mm closed coil | 1 |

7 CORE RETRACTABLE CABLE WITH SOCKETS



- Black rubber sheath
- 3 metre maximum working length
- 450 x 55mm closed coil, with 1 x 230mm plain tail and 1 moulded waterproof socket to ISO1185(24N)
- 1 x 2.00mm² white + 6 x 1.00mm² black, brown, green, blue, red and yellow PVC insulated cores

| PART NO. | DESCRIPTION | QTY |
|----------|-------------|-----|
| 0-717-05 | One socket | 1 |
| 0-717-10 | Two sockets | 1 |



- Black hytel sheath
- 3 metre maximum working length
- 200 x 85mm closed coil, with 1 x 230mm plain tail and 2 moulded waterproof sockets to ISO1185(24N)
- 1 x 2.00mm² white + 6 x 1.00mm² black, brown, green, blue, red and yellow rubber insulated cores

| PART NO. | QTY |
|----------|-----|
| 0-717-11 | 1 |



- Black rubber sheath
- 3 metre maximum working length
- 450 x 55mm closed coil, with 2 moulded waterproof socket to ISO3731(24S)
- 1 x 2.00mm² white + 6 x 1.00mm² black, brown, green, blue, red and yellow PVC insulated cores

| PART NO. | QTY |
|----------|-----|
| 0-717-13 | 1 |



- Green hytel sheath
- 3 metre maximum working length
- 200 x 85mm closed coil, with 2 moulded waterproof socket to ISO3731(24S)
- 1 x 2.00mm² white + 6 x 1.00mm² black, brown, green, blue, red and yellow rubber insulated cores

| PART NO. | QTY |
|----------|-----|
| 0-717-12 | 1 |



- Black hytel sheath
- 285 x 90mm closed coil, fitted with 2 x EBS sockets to ISO7638
- 2 x 4mm² + 5 x 1.5mm² PVC insulated cores

| PART NO. | DESCRIPTION | QTY |
|----------|----------------------------------|-----|
| 0-715-13 | 4.5 metre maximum working length | 1 |
| 0-715-14 | 3.5 metre maximum working length | 1 |



- 24V
- "EBS" sockets to ISO7638-1
- 3 and 4m working lengths
- Black TPU outer-sheath
- 5 x 1.00mm² + 2 x 2.50mm² power cable

| PART NO. | DESCRIPTION | QTY |
|----------|----------------------------|-----|
| 0-715-23 | 3m with 2 x EBS connectors | 1 |
| 0-715-24 | 4m with 2 x EBS connectors | 1 |



- 24V
- 24 "N" TYPE connectors to ISO1185
- 3, 4, 4.5m working lengths
- Black TPU outer-sheath
- 6 x 0.75mm² 1 x 1.5mm² power cable
- Solid moulded connectors

| PART NO. | DESCRIPTION | QTY |
|----------|----------------------------|-----|
| 0-717-23 | 3m with 2 x N connectors | 1 |
| 0-717-25 | 4.5m with 2 x N connectors | 1 |



- 24V
- 24 "S" TYPE connectors to ISO3731
- 3 and 4m working lengths
- Black TPU outer-sheath
- 6 x 0.75mm² 1 x 1.5mm² power cable
- Solid moulded connectors

| PART NO. | DESCRIPTION | QTY |
|----------|--------------------------|-----|
| 0-717-33 | 3m with 2 x S connectors | 1 |

EQUIPMENT & ACCESSORIES RETRACTABLE CABLE

10 CORE RETRACTABLE CABLE

- Black hytel sheath
- 3.5 metre maximum working length, 260 x 85mm diameter closed coil, 2 x 230mm plain tails
- 1 x 2.00mm² white + 9 x 1.00mm² blue, black, yellow, red, green, brown, orange, grey, and pink PVC insulated cores



PART NO. **QTY**

| | |
|----------|---|
| 0-510-00 | 1 |
|----------|---|

15-PIN TO 7-PIN 24V ADAPTOR CABLE



- 24V
- Water resistant
- 3 or 4m
- Black polyurethane cable

PART NO. **DESCRIPTION** **QTY**

| | | |
|----------|-----------------------------|---|
| 0-777-23 | 3 metre 15-Pin to 24N & 24S | 1 |
|----------|-----------------------------|---|

| | | |
|----------|-----------------------------|---|
| 0-777-24 | 4 metre 15-Pin to 24N & 24S | 1 |
|----------|-----------------------------|---|

15 CORE RETRACTABLE CABLE



- Black hytel sheath
- 3 metre working length
- 3 x 2.50mm² white, orange, white/red, 10 x 1.50mm² yellow, green, blue, black, brown, red, pink, grey, white/black, white/blue, 2 x 1.50mm² white/green and white/brown twisted pair
- PVC insulated cores

PART NO. **QTY**

| | |
|----------|---|
| 0-777-15 | 1 |
|----------|---|



LOOKING FOR ELECTRIC VEHICLE EXTENSION CABLES?
See page 156.

COMMERCIAL WIPER BLADES

COMPACT HEAVY-DUTY RANGE



Robust design



Easy install



Corrosion resistant

HIGH QUALITY REPLACEMENT COMMERCIAL VEHICLE WIPER BLADES

- ✓ Compact commercial vehicle range
- ✓ Quick and easy installation
- ✓ Stainless steel construction, corrosion resistant & graphite coated
- ✓ Heavy-duty riveted joints for extra strength & reduced noise
- ✓ 100% natural rubber injection moulded to correct length

| PART NO. | SIZE | ARM FIXING & FITTING | | QTY |
|----------|------------|----------------------------|---------|-----|
| 0-896-01 | 20" 510mm | Hook | 1 | 1 |
| 0-896-02 | 22" 550mm | Bolt & Spacer | 6 | 1 |
| 0-896-03 | 24" 600mm | Short Hook | 3, 4, 8 | 1 |
| 0-896-04 | 24" 600mm | Washer Nozzle & Hook | 2 | 1 |
| 0-896-05 | 26" 650mm | Bolt & Spacer | 6 | 1 |
| 0-896-06 | 26" 650mm | Short Hook | 3, 4, 8 | 1 |
| 0-896-07 | 26" 650mm | Hook | 9 | 1 |
| 0-896-08 | 26" 650mm | Washer Nozzle & Hook | 2 | 1 |
| 0-896-10 | 28" 700mm | Short Hook | 3, 4, 8 | 1 |
| 0-896-11 | 28" 700mm | Bolt & Spacer | 6 | 1 |
| 0-896-12 | 28" 700mm | Washer Nozzle & Short Hook | 4, 8 | 1 |
| 0-896-13 | 32" 800mm | Bolt & Spacer | 7 | 1 |
| 0-896-14 | 36" 900mm | Bolt & Spacer | 7 | 1 |
| 0-896-15 | 36" 900mm | Hook | 5 | 1 |
| 0-896-16 | 40" 1000mm | Bolt | 7 | 1 |
| 0-896-17 | 40" 1000mm | Hook | 5 | 1 |

“ Available from 20" up to 40" ”

FITTINGS GUIDE

- MULTIFIT 9x3mm & 9x4mm Hook Arm
- MULTIFIT 9x3mm & 9x4mm + SPRAY NOZZLE
- 9x4mm Hook 9x4mm Hook Arm
- 12x4mm Hook 12x4mm Hook Arm
- 16x6mm Hook 16x6mm Hook Arm
- 17mm Spacer 13mm & 17mm Saddle
- 22mm, 25mm & 27mm Spacer 22mm, 25mm & 27mm Saddle
- 9x4mm Short Hook 9x4mm Hook Arm
- 14 x 4mm Hook 14 x 4mm Hook Arm



STAND18, wall mounted wiper blades stand. Holds 60 wiper blades.

WIPER EQUIPMENT

WINDSCREEN WIPER MOTORS

SWITCHED, SINGLE SHAFT, SINGLE SPEED

- Switched, single shaft, single speed 40 cycles per minute, without automatic park
- Starting torque 6Nm, running torque 0.9Nm
- M12 shaft and M6 bolt
- Tapered arm fixing to DIN 72783



| PART NO. | ANGLE | VOLTS | ARM FIXING | SHAFT LENGTH | QTY |
|----------|-------|-------|------------|--------------|-----|
| 0-862-85 | 85° | 12 | A8 x M6 | 42mm | 1 |
| 0-862-05 | 105° | 12 | A8 x M6 | 42mm | 1 |
| 0-863-65 | 65° | 12 | A8 x M6 | 55mm | 1 |
| 0-863-85 | 85° | 12 | A8 x M6 | 94mm | 1 |
| 0-863-05 | 105° | 12 | A8 x M6 | 94mm | 1 |
| 0-883-85 | 85° | 24 | A8 x M6 | 94mm | 1 |

SWITCHED, TWIN SHAFT, SINGLE SPEED

- Switched, twin shaft, single speed 40 cycles per minute, without automatic park
- Starting torque 12Nm, running torque 1.8Nm
- M12 and M8 shafts with 57mm centres
- Tapered arm fixing to DIN 72783



| PART NO. | ANGLE | VOLTS | ARM FIXING | SHAFT LENGTH | QTY |
|----------|-------|-------|--------------|--------------|-----|
| 0-864-80 | 80° | 12 | A8 x M6 + M8 | 65mm | 1 |
| 0-864-95 | 95° | 12 | A8 x M6 + M8 | 65mm | 1 |
| 0-864-05 | 105° | 12 | A8 x M6 + M8 | 65mm | 1 |
| 0-884-80 | 80° | 24 | A8 x M6 + M8 | 65mm | 1 |
| 0-884-95 | 95° | 24 | A8 x M6 + M8 | 65mm | 1 |
| 0-884-05 | 105° | 24 | A8 x M6 + M8 | 65mm | 1 |

SWITCHED, TWIN SHAFT, SINGLE SPEED

- Switched, twin shaft, single speed 45 cycles per minute, with right hand automatic park
- Starting torque 10Nm, running torque 1.8Nm
- M12 and M8 shafts with 55 mm centres
- Tapered arm fixing to DIN 72783



| PART NO. | ANGLE | VOLTS | ARM FIXING | SHAFT LENGTH | QTY |
|----------|-------|-------|--------------|--------------|-----|
| 0-866-80 | 80° | 12 | A8 x M6 + M8 | 58mm | 1 |
| 0-866-90 | 90° | 12 | A8 x M6 + M8 | 58mm | 1 |
| 0-886-80 | 80° | 24 | A8 x M6 + M8 | 58mm | 1 |
| 0-886-10 | 110° | 24 | A8 x M6 + M8 | 58mm | 1 |

UNSWITCHED, TWIN SHAFT, SINGLE SPEED

- Unswitched slim line, twin shaft, single speed 42 cycles per minute, with automatic park




- Starting torque of 13Nm, running torque 2Nm
- Fitted with thermal cut-out.
- M16 and M8 shaft on 57mm centres.
- Tapered arm fixing to DIN 72783

| PART NO. | ANGLE | VOLTS | ARM FIXING | SHAFT LENGTH | QTY |
|----------|-------|-------|--------------|--------------|-----|
| 0-865-90 | 90° | 12 | A8 x M6 + M8 | 48mm | 1 |
| 0-865-10 | 110° | 12 | A8 x M6 + M8 | 48mm | 1 |
| 0-885-90 | 90° | 24 | A8 x M6 + M8 | 48mm | 1 |
| 0-885-10 | 110° | 24 | A8 x M6 + M8 | 48mm | 1 |

UNSWITCHED, TWIN SHAFT, TWO SPEEDS

- Unswitched, twin shaft, two speeds of 32 and 50 cycles per minute, with right hand automatic park
- Starting torque 28Nm, running torque 3.5Nm
- 2 x M20 shafts on 60mm centres
- Tapered arm fixing to DIN 72783

| PART NO. | ANGLE | VOLTS | ARM FIXING | SHAFT LENGTH | QTY |
|----------|-----------|-------|--------------|--------------|-----|
| 0-867-00 | 60-70-80° | 12 | 2 x A12 x M8 | 50mm | 1 |
| 0-867-01 | 60-70-80° | 12 | 2 x A12 x M8 | 80mm | 1 |
| 0-887-00 | 60-70-80° | 24 | 2 x A12 x M8 | 50mm | 1 |
| 0-887-01 | 60-70-80° | 24 | 2 x A12 x M8 | 80mm | 1 |



EQUIPMENT & ACCESSORIES WIPER EQUIPMENT

WIPER ARMS

SINGLE ADJUSTABLE LENGTH ARM



- Matt black, powder coated steel
- Straight flat 8mm connection to the blade
- For single shaft motors or where a single arm is required on a two shaft motor
- Tapered A8 DIN 72783 shaft connection

| PART NO. | LENGTH | BLADE FIXING | SHAFT FIXING | QTY |
|----------|-------------|--------------|--------------|-----|
| 0-891-00 | 300 - 400mm | 8 x 2.5mm | A8 x M6 | 1 |
| 0-891-01 | 400 - 500mm | 8 x 2.5mm | A8 x M6 | 1 |

PANTOGRAPH, ADJUSTABLE LENGTH ARM



- Matt black, powder coated steel
- Two screw fixing connection to the blade
- For double shaft motors
- Tapered A8 DIN 72783 shaft connection

| PART NO. | LENGTH | BLADE FIXING | SHAFT FIXING | QTY |
|----------|-------------|--------------|--------------|-----|
| 0-892-00 | 400 - 500mm | 2 screws | A8 x M6 + M8 | 1 |

STEEL ARM FOR TWIN SHAFT MOTORS



- Pantograph, matt black powder coated
- Steel arm for twin shaft motors
- 16.5mm pin connection
- Tapered A12 DIN 72783 shaft connections

| PART NO. | LENGTH | BLADE FIXING | SHAFT FIXING | QTY |
|----------|--------|--------------|--------------|-----|
| 0-893-50 | 500mm | 16.5mm/pin | 2 x A12 x M8 | 1 |
| 0-893-60 | 600mm | 16.5mm/pin | 2 x A12 x M8 | 1 |
| 0-893-70 | 700mm | 16.5mm/pin | 2 x A12 x M8 | 1 |
| 0-893-80 | 800mm | 16.5mm/pin | 2 x A12 x M8 | 1 |

SINGLE ARM FLAT BLADES



- Matt black powder coated steel
- For single adjustable arms 0-891-xx and 0-892-00
- Two screw fixing

| PART NO. | LENGTH | BLADE FIXING | QTY |
|----------|--------|--------------|-----|
| 0-890-30 | 300mm | 8 x 2.5mm | 1 |
| 0-890-35 | 350mm | 8 x 2.5mm | 1 |
| 0-890-40 | 400mm | 8 x 2.5mm | 1 |

SINGLE OR PANTOGRAPH SPRING BLADES



- Matt black powder coated steel
- For single or pantograph adjustable arms 0-891-xx and 0-892-00
- Two screw fixing

| PART NO. | LENGTH | BLADE FIXING | QTY |
|----------|--------|--------------|-----|
| 0-894-30 | 300mm | 8 x 2.5mm | 1 |
| 0-894-40 | 400mm | 8 x 2.5mm | 1 |
| 0-894-50 | 500mm | 8 x 2.5mm | 1 |
| 0-894-60 | 600mm | 8 x 2.5mm | 1 |

PANTOGRAPH SPRING BLADES



- Matt black powder coated steel
- For pantograph arms 0-893-xx. 16.5mm channel and pin fixing

| PART NO. | LENGTH | BLADE FIXING | QTY |
|----------|--------|--------------|-----|
| 0-895-50 | 500mm | 16.5mm + pin | 1 |
| 0-895-60 | 600mm | 16.5mm + pin | 1 |
| 0-895-70 | 700mm | 16.5mm + pin | 1 |
| 0-895-80 | 800mm | 16.5mm + pin | 1 |

EQUIPMENT & ACCESSORIES WIPER EQUIPMENT

WASHER PUMPS

N.B. Must not be run dry

VANE TYPE PUMP



- Universal fixing bracket



| PART NO. | DESCRIPTION | QTY |
|----------|-------------|-----|
| 0-593-12 | 12V Pump | 1 |
| 0-593-24 | 24V Pump | 1 |

VANE TYPE PUMP



- Metal fixing bracket
- Replaces Lucas WSB 100



| PART NO. | DESCRIPTION | QTY |
|----------|-------------|-----|
| 0-594-15 | 12V Pump | 1 |
| 0-594-27 | 24V Pump | 1 |

VANE TYPE PUMP



- Push fit into bottle
- Replacement for Durite washer bottle pump



| PART NO. | DESCRIPTION | QTY |
|----------|-------------|-----|
| 0-593-62 | 12V Pump | 1 |
| 0-593-74 | 24V Pump | 1 |

12V VANE, SINGLE OUTLET



- 12V
- Push fit into bottle
- Land Rover, Rover



| PART NO. | DESCRIPTION | QTY |
|----------|--------------------|-----|
| 0-594-05 | Single outlet pump | 1 |

VANE TYPE, SINGLE OUTLET



- Metal bracket
- Audi, BMW, Mercedes, Porsche, Volkswagen and universal



| PART NO. | DESCRIPTION | QTY |
|----------|-------------|-----|
| 0-594-33 | 12V Pump | 1 |
| 0-594-45 | 24V Pump | 1 |

12V VANE, SINGLE OUTLET



- 12V
- Push fit into bottle
- Audi, Ford, Jaguar, Rover, Renault, Vauxhall, Volvo, Volkswagen



| PART NO. | DESCRIPTION | QTY |
|----------|--------------------|-----|
| 0-594-36 | Single outlet pump | 1 |

VANE TYPE SINGLE OUTLET



- Metal bracket
- Fits Mercedes, Scania, Volvo



| PART NO. | DESCRIPTION | QTY |
|----------|-------------|-----|
| 0-594-46 | 24V Pump | 1 |

VANE TYPE, SINGLE OUTLET



- Push fit into bottle
- Fits Saab, Volvo



| PART NO. | DESCRIPTION | QTY |
|----------|-------------|-----|
| 0-594-47 | 24V Pump | 1 |

VANE TYPE PUMP



- Push fit into bottle
- Replaces 90045820, 1450156 for some popular Vauxhall/Opel cars



| PART NO. | DESCRIPTION | QTY |
|----------|-------------|-----|
| 0-594-53 | 12V Pump | 1 |
| 0-594-59 | 24V Pump | 1 |

VANE TYPE PUMP



- Push fit into bottle
- Replaces Lucas 6120440, 6156960, 6085824, 8269 for some popular Ford cars



| PART NO. | DESCRIPTION | QTY |
|----------|-------------|-----|
| 0-594-54 | 12V Pump | 1 |
| 0-594-60 | 24V Pump | 1 |

12V VANE TYPE PUMP



- 12V
- Push fit into bottle
- Replaces GWW130 for some Austin / Rover cars



| PART NO. | DESCRIPTION | QTY |
|----------|-------------|-----|
| 0-594-51 | 12V Pump | 1 |

EQUIPMENT & ACCESSORIES WIPER EQUIPMENT WASHER PUMPS

N.B. Must not be run dry

24V VANE, SINGLE OUTLET



- 24V
- Push fit into bottle
- DAF, MAN, Scania, Volvo

| PART NO. | DESCRIPTION | QTY |
|----------|--------------------|-----|
| 0-594-66 | Single outlet pump | 1 |

24V VANE, DUAL OUTLET



- 24V
- Push fit into bottle
- DAF, MAN, Scania

| PART NO. | DESCRIPTION | QTY |
|----------|------------------|-----|
| 0-594-68 | Dual outlet pump | 1 |

24V VANE, SINGLE OUTLET



- 24V
- Plastic bracket
- Scania, Volvo and universal

| PART NO. | DESCRIPTION | QTY |
|----------|--------------------|-----|
| 0-594-69 | Single outlet pump | 1 |

24V VANE, SINGLE OUTLET



- 24V
- Plastic bracket
- Scania, Volvo and universal

| PART NO. | DESCRIPTION | QTY |
|----------|--------------------|-----|
| 0-594-70 | Single outlet pump | 1 |

24V VANE, SINGLE OUTLET



- 24V
- Plastic bracket
- Scania, Volvo and universal

| PART NO. | DESCRIPTION | QTY |
|----------|--------------------|-----|
| 0-594-71 | Single outlet pump | 1 |

24V VANE, SINGLE OUTLET



- 24V
- Push fit into bottle
- Scania, Volvo

| PART NO. | DESCRIPTION | QTY |
|----------|--------------------|-----|
| 0-594-72 | Single outlet pump | 1 |

WINDSCREEN WASHER BOTTLES

1.2L PVC WASHER BOTTLE



- 1.2 litre
- PVC
- Mounting bracket
- L 104 x W 125 x H 195mm

| PART NO. | DESCRIPTION | QTY |
|----------|------------------|-----|
| 0-593-00 | Bottle, 12V pump | 1 |
| 0-593-01 | Bottle, 24V pump | 1 |

3.0L PVC WASHER BOTTLE



- 3.0 litre
- PVC
- L 104 x W 200 x H 195mm
- Single pump

| PART NO. | DESCRIPTION | QTY |
|----------|------------------|-----|
| 0-594-00 | Bottle, 12V pump | 1 |
| 0-594-01 | Bottle, 24V pump | 1 |

3.0L TWIN WASHER BOTTLE



- 3.0 litre
- PVC
- Twin pumps
- L 104 x W 200 x H 195mm

| PART NO. | DESCRIPTION | QTY |
|----------|-------------------|-----|
| 0-594-02 | Bottle, 12V pumps | 1 |
| 0-594-03 | Bottle, 24V pumps | 1 |



Durite offers an extensive range of Equipment & Accessories. These include gauges, lighter, DIN, 12V and 24V plugs & sockets, windscreen wiper equipment, fans and horns.

EQUIPMENT & ACCESSORIES WIPER EQUIPMENT WASHER BOTTLES & COMPONENTS

WINDSCREEN WASHER COMPONENTS

LOW PROFILE SINGLE WASHER JET

- Low profile single, adjustable washer jet
- For 4mm windscreen washer tubing
- Through panel fitting by a back nut



| PART NO. | DESCRIPTION | QTY |
|----------|-------------|-----|
| 0-593-54 | Washer jet | 1 |

TWIN, ADJUSTABLE WASHER JET

- Twin, individually adjustable, washer jet
- For 4mm windscreen washer tubing
- Through panel fitting by a back nut



| PART NO. | DESCRIPTION | QTY |
|----------|-------------|-----|
| 0-593-56 | Washer jet | 1 |

LOW PROFILE TWIN WASHER JET

- Low profile twin, individually adjustable, washer jet
- For 4mm windscreen washer tubing
- Through panel fitting by a back nut



| PART NO. | DESCRIPTION | QTY |
|----------|-------------|-----|
| 0-593-53 | Washer jet | 1 |

TALL TWIN WASHER JET

- Tall twin, individually adjustable, washer jet
- For 4mm windscreen washer tubing
- Through panel fitting by a back nut



| PART NO. | DESCRIPTION | QTY |
|----------|-------------|-----|
| 0-593-51 | Washer jet | 1 |

WINDSCREEN WASHER NOZZLE

- Fitting 8mm windscreen wiper arms
- Windscreen washer nozzle with 3 individually adjustable jets
- For 4mm windscreen washer tubing



| PART NO. | DESCRIPTION | QTY |
|----------|--------------------------|-----|
| 0-593-55 | Windscreen washer nozzle | 1 |

BULKHEAD CONNECTOR

- Bulkhead connector for 4mm windscreen washer tubing
- Through panel fitting by a back nut



| PART NO. | DESCRIPTION | QTY |
|----------|--------------------|-----|
| 0-593-05 | Bulkhead connector | 1 |

PLASTIC CLIP

- Plastic clip for securing 4mm rubber windscreen washer tubing to wiper arm type 0-891-xx and 0-892-xx



| PART NO. | DESCRIPTION | QTY |
|----------|--------------|-----|
| 0-593-06 | Plastic clip | 10 |

PLASTIC IN-LINE CONNECTOR

- Plastic in-line connector for 4mm diameter tubing



| PART NO. | DESCRIPTION | QTY |
|----------|-------------------|-----|
| 0-593-03 | In-line connector | 10 |

PLASTIC T PIECE CONNECTOR

- Plastic T piece connector for 4mm diameter tubing



| PART NO. | DESCRIPTION | QTY |
|----------|-------------------|-----|
| 0-593-04 | T piece connector | 10 |

PLASTIC IN-LINE NON-RETURN VALVE

- Plastic in-line non-return valve for 4mm diameter tubing



| PART NO. | DESCRIPTION | QTY |
|----------|--------------------------|-----|
| 0-593-07 | In-line non-return valve | 1 |

4MM DIAMETER PVC TUBING

- PVC
- Black or Clear rubber
- 4mm inside diameter



| PART NO. | DESCRIPTION | QTY |
|----------|--------------|-----|
| 0-593-16 | Clear tubing | 10m |
| 0-593-18 | Black tubing | 10m |
| 3-593-18 | Black tubing | 50m |

HORNS

ELECTRIC HORNS

DISC HORN



- Disc horn, 2 pole, 114dB(A) at 2m
- Diaphragm type with passivated and painted steel body
- Supplied with mounting strap
- 91mm diameter
- ECE approved

| PART NO. | DESCRIPTION | QTY |
|----------|---------------------|-----|
| 0-642-16 | 12V 430Hz high tone | 1 |
| 0-642-17 | 12V 340Hz low tone | 1 |
| 0-642-26 | 24V 430Hz high tone | 1 |
| 0-642-27 | 24V 340Hz low tone | 1 |
| 0-642-48 | 48V 430Hz high tone | 1 |

TRUMPET HORN



- Trumpet horn, 2-pole
- 109dB(A) at 2m
- Black plastic body and red plastic cover
- Supplied with mounting strap
- 83mm diameter

| PART NO. | DESCRIPTION | QTY |
|----------|--|-----|
| 0-642-31 | 12V Electric trumpet horn. 500Hz high tone | 1 |
| 0-642-33 | 24V version of the above | 1 |
| 0-642-32 | 12V Electric trumpet horn. 420Hz low tone | 1 |
| 0-642-34 | 24V version of the above | 1 |

ELECTRONIC DISC HORN



- Disc horn, electronic, contactless 2 pole
- 110dB(A) at 2m
- Diaphragm type
- Passivated steel body
- Supplied with mounting strap
- 90mm diameter
- CE approved

| PART NO. | DESCRIPTION | QTY |
|----------|------------------------|-----|
| 0-642-30 | 24-48V 410Hz high tone | 1 |

COMPACT DISC HORN



- Compact disc horn, 2 pole
- 109dB(A) at 2m
- Diaphragm type
- Painted steel body
- Supplied with mounting strap, 71mm diameter
- ECE approved

| PART NO. | DESCRIPTION | QTY |
|----------|---------------------|-----|
| 0-642-18 | 12V 430Hz high tone | 1 |
| 0-642-19 | 12V 340Hz low tone | 1 |

MARINE TRUMPET HORN



- Marine trumpet horn, 2 pole, high tone 109dB(A) and low tone 107dB(A) at 2m
- Diaphragm type with chromium plated brass body and ABS trumpet
- Stainless steel mounting bracket
- Pre-wired
- 110mm diameter
- ECE approved

| PART NO. | DESCRIPTION | QTY |
|----------|---------------------|-----|
| 0-642-14 | 12V 475Hz high tone | 1 |
| 0-642-15 | 12V 410Hz low tone | 1 |
| 0-642-24 | 24V 475Hz high tone | 1 |

EQUIPMENT & ACCESSORIES WIPER EQUIPMENT

MARINE ELECTRO-MAGNETIC TRUMPET HORNS

- Marine electro-magnetic trumpet horns 112dB(A).
- Chromium plated brass trumpets
- Stainless steel fittings
- Pre-wired for isolated return
- ECE approved



| PART NO. | DESCRIPTION | QTY |
|----------|---------------------------------|-----|
| 0-642-52 | 12V 390Hz high tone, 430mm long | 1 |
| 0-642-53 | 12V 340Hz low tone, 500mm long | 1 |
| 0-642-66 | 24V 390Hz high tone, 430mm long | 1 |
| 0-642-67 | 24V 340Hz low tone, 500mm long | 1 |

TWIN ELECTRO-MAGNETIC TRUMPET HORNS



- Twin electro-magnetic trumpet horns, 113dB(A) at 2m
- Black ABS body and trumpet with steel bracket and red covers
- Pre-wired and supplied with relay
- ECE approved

| PART NO. | DESCRIPTION | QTY |
|----------|--------------------------------------|-----|
| 0-642-28 | 24V 340-380 Hz twin tone, 397mm long | 1 |

AIR HORNS

SINGLE COMMERCIAL AIR HORN

- Single commercial air horn, chromium plated brass trumpet
- Supplied with hand valve/fixings
- ECE approval

Length 770mm
 Sound level 118dB(A)
 Frequency 176Hz
 Pressure 2-10bar

Shorter version
 Length 700mm
 Sound level 118dB(A)
 Frequency 190Hz
 Pressure 2-10bar




| PART NO. | DESCRIPTION | QTY |
|----------|---------------------|-----|
| 0-642-65 | Commercial air horn | 1 |
| 0-642-60 | Shorter version | 1 |
| 0-642-51 | Dust cover | 1 |

TWIN COMMERCIAL AIR HORN

- Twin commercial air horn, chromium plated brass trumpet
- Supplied with hand valve/fixings
- ECE approval

Length 630mm
 Sound level 116dB(A)
 Frequency 186/234Hz
 Pressure 2-10bar

Shorter version
 Length 440mm
 Sound level 116dB(A)
 Frequency 282/321Hz
 Pressure 2-10bar



| PART NO. | DESCRIPTION | QTY |
|----------|-----------------|-----|
| 0-642-55 | Twin air horn | 1 |
| 0-642-50 | Shorter version | 1 |

EQUIPMENT & ACCESSORIES HORNS ELECTRIC HORNS & AIR HORNS

COMMERCIAL DEEP LOW TONE AIR HORN



- Commercial deep low tone air horn, with moulded black body and trumpet
- Supplied with 24V electric solenoid valve and fixings
- DGM approved

Sound level 118dB(A) at 2m
 Frequency 400Hz
 Pressure 2-10bar

| PART NO. | DESCRIPTION | QTY |
|----------|------------------------|-----|
| 0-642-70 | Deep low tone air horn | 1 |

TWIN TONE AIR HORNS



- Twin tone air horns 115dB(A) at 2m
- 750-800Hz
- Compact air compressor
- Relay, air pipe and fixing hardware

| PART NO. | DESCRIPTION | QTY |
|----------|--------------|-----|
| 0-642-00 | 12V Air horn | 1 |
| 0-642-04 | 24V Air horn | 1 |

ELECTRIC SOLENOID VALVE



- Electric solenoid valve, for use with commercial air horns
- Suitable for pressures from 2-10bar
- Uses 6mm tubing

| PART NO. | DESCRIPTION | QTY |
|----------|-------------|-----|
| 0-642-62 | 12V | 1 |
| 0-642-74 | 24V | 1 |

FANS

POWERFUL OSCILLATING FAN



- A powerful oscillating fan
- Supplied with a multi-angle swivel bracket and dual connection kit comprising, cigarette lighter plug with 1.1 metres of cable and on/off switch with 1.2 metres of cable
- CE approved

| PART NO. | DESCRIPTION | QTY |
|----------|-------------------------|-----|
| 0-210-62 | 12V, 8" Oscillating fan | 1 |
| 0-210-74 | 24V, 8" Oscillating fan | 1 |
| 0-210-32 | 12V, 6" Oscillating fan | 1 |
| 0-210-44 | 24V, 6" Oscillating fan | 1 |

6" ALL METAL FAN



- A 6" all metal fan, 12V, two speed
- Enclosed metal blades on a multi-angle swivel bracket with on/off switch
- CE approved

| PART NO. | DESCRIPTION | QTY |
|----------|-------------|-----|
| 0-210-82 | Metal fan | 1 |
| 0-210-94 | 24V version | 1 |

SPEAKERS

DUALCONE POD LOUDSPEAKER



- 50W, 4Ω dualcone pod loudspeaker
- Suitable for mounting on a rear parcel shelf
- Speaker 100mm diameter
- Case 115 x 115mm

| PART NO. | DESCRIPTION | QTY |
|----------|-----------------|-----|
| 0-315-53 | Pod loudspeaker | 1 |

DUALCONE DOOR LOUDSPEAKER



- 50W, 4Ω dualcone door loudspeaker with fixing screws
- Speaker 100mm diameter
- Case 108 x 108mm

| PART NO. | DESCRIPTION | QTY |
|----------|------------------|-----|
| 0-315-03 | Door loudspeaker | 2 |

INTERFERENCE CAPACITOR



- Interference capacitor rated at 110VDC
- 2.2μF black

| PART NO. | DESCRIPTION | QTY |
|----------|------------------------|-----|
| 0-646-22 | Interference capacitor | 1 |

AERIALS

SINGLE SECTION

- Single section, black rubber
- 90° ball adjustment

Height400 mm
 Cable 1200 mm

| PART NO. | DESCRIPTION | QTY |
|----------|----------------|-----|
| 0-735-00 | Single section | 1 |



3 SECTION, WING MOUNTED

- 3 section, wing mounted
- Stainless steel spring
- 90° ball adjustment

Closed550 mm
 Extended..... 1250 mm
 Cable 1300 mm

| PART NO. | DESCRIPTION | QTY |
|----------|-------------|-----|
| 0-650-00 | 3 section | 1 |



4 SECTION, LOCKING, WING MOUNTED

- 4 section, locking, wing mounted
- Fully retractable

Closed25mm
 Extended..... 980 mm
 Cable 1200 mm
 Underhang220 mm

| PART NO. | DESCRIPTION | QTY |
|----------|-------------|-----|
| 0-737-00 | 4 section | 1 |



AERIAL EXTENSION LEAD

| PART NO. | DESCRIPTION | QTY |
|----------|------------------------------|-----|
| 0-526-05 | 600mm aerial extension lead | 1 |
| 0-526-00 | 3000mm aerial extension lead | 1 |



12V ELECTRONIC WINDSCREEN



- Includes amplifier

Height 340 mm
Cable 2000 mm

| PART NO. | DESCRIPTION | QTY |
|----------|-----------------------|-----|
| 0-736-00 | Electronic windscreen | 1 |

OIL & FUEL PUMPS

DIAPHRAGM PRESSURE FUEL PUMP



- 12V diaphragm pressure fuel pump, electronically switched
- 125 litres per hour
- Pressure 0.30bar
- Suction -0.10bar
- Not suitable for bio-diesel
- ECE approved

| PART NO. | DESCRIPTION | QTY |
|----------|---|-----|
| 0-673-12 | Pressure fuel pump | 1 |
| 0-673-24 | 24V version of the above delivering 125 litres per hour | 1 |
| 0-296-12 | 12V suction version of the above. 130 litres per hour. Pressure 0.15bar. Suction -0.20bar. ECE approved | 1 |

SOLENOID VALVE FOR PETROL AND DIESEL



- Anti-theft 12V solenoid valve for petrol and diesel
- Cuts off fuel when not energised
- Bore of 3.5mm, pressure 0-3 bar, flow coefficient of 0.28. 8mm OD
- Protected to IP65

| PART NO. | DESCRIPTION | QTY |
|----------|---|-----|
| 0-129-12 | 12V Solenoid valve | 1 |
| 0-129-62 | Large bore version of above with a bore of 6.0mm, flow coefficient of 0.60. 11mm OD | 1 |
| 0-129-24 | 24V version of the above | 1 |

TRANSFER PUMP FOR LUBRICATING OILS



- 12V self-priming up to 1.0m transfer pump for lubricating oils
- Helicoidal bronze gears and nickel-plated brass body
- Stainless steel shaft
- Supplied with 6mm and 8mm flexible suction pipes
- Flow rate from 20 to 60 litres/hr
- Ideal for removing oil from marine and plant engines where the sump is inaccessible

| PART NO. | DESCRIPTION | QTY |
|----------|--|-----|
| 0-673-65 | 12V transfer pump | 1 |
| 0-673-77 | 24V transfer pump | 1 |
| 0-673-66 | 12V version, self-priming up to 1.5m with flow rate from 25 to 75 litres/ per hour | 1 |

TRANSFER PUMP FOR NON-FLAMMABLE LIQUIDS




- 12V self-priming up to 1.5m transfer pump for non-flammable liquids
- Stainless steel shaft
- 14mm pipes
- Stainless steel inlet filter
- Helicoidal bronze gears and nickel-plated brass body
- Slow rate up to 15 litres/min and pressure up to 2bar, allowing a maximum head of 20 metres

| PART NO. | DESCRIPTION | QTY |
|----------|--|-----|
| 0-673-63 | 12V transfer pump | 1 |
| 0-673-75 | 24V transfer pump | 1 |
| 0-673-64 | 12V version as above with 17mm pipes and flow rate up to 26 litres/min | 1 |
| 0-673-76 | 24V version of the above | 1 |

07

RELAYS & FLASHER UNITS



| | |
|--|------------|
| PROGRAMMABLE TIMER RELAYS..... | 258 |
| MAKE & BREAK RELAYS | 259 |
| CHANGE-OVER RELAYS..... | 263 |
| AFTERMARKET RANGE OF RELAYS | 265 |
| FLASHER UNITS | 267 |
| SOCKETS..... | 270 |
| RELAY BOXES..... | 270 |

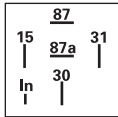
**RENOWNED FOR THEIR
HIGH PERFORMANCE,
OVERALL QUALITY
AND RELIABILITY.**



RELAYS

PROGRAMMABLE TIMER RELAYS

SELECT RELAY TYPE & SPECIFY TIMING



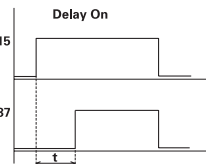
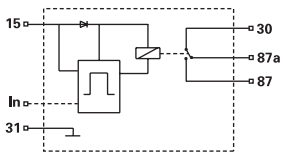
Programmed timer relays, individually programmed 'PIC' controlled timers with five basic functions: Delay on, delay off, pulse, timer off and flip-flop. Available in 12 and 24V versions. Individually programmed for your requirements.

| PART NO. | DESCRIPTION |
|----------|-------------|
| 0-740-XX | 12V |
| 0-741-XX | 24V |

| SPECIFICATIONS: | 12V | 24V |
|-----------------|----------------------|--------------|
| VOLTAGE | 9 - 16 | 18 - 32 |
| CURRENT | 20/25A | 10/15A |
| TEMPERATURE | -40° to 80°C | -40° to 80°C |
| PROTECTION | IP54 | IP54 |
| DIMENSIONS | L 30 X W 30 X H 40mm | |

A list of standard functions and timings are shown below. Please contact our technical department to discuss your requirements. Please note that these relays are programmed to order and are non returnable.

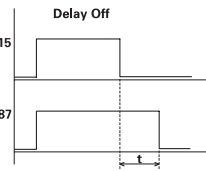
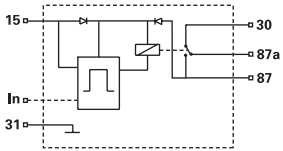
DELAY ON TIMER RELAY



"Delay on" timer relay; timing starts at application of input trigger.

Example timings in seconds: 0.1, 0.5, 1.5, 2.0, 3.0, 3.5, 4.0, 5.0, 8.0, 10.0, 15.0, 100, 180, 240, 600, 1200.

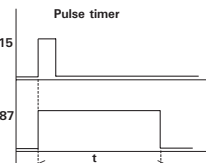
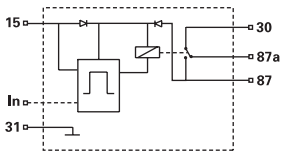
DELAY OFF TIMER RELAY



"Delay off" timer relay; timing starts after input trigger is removed.

Example timings in seconds: 0.2, 0.5, 1.0, 2.5, 3.0, 3.5, 5.0, 6.0, 10.0, 15.0, 30.0, 120, 300, 420, 600, 900, 1200, 1500, 1800, 3600, 7200, 14400.

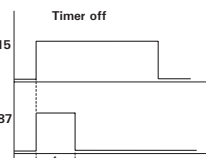
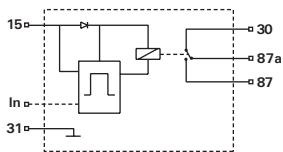
PULSE TIMER RELAY



"Pulse timer" relay; pulse input triggers timed output.

Example timings in seconds: 0.6, 0.8, 1.3, 3.0, 3.5, 7.0, 9.0, 10.0, 15.0, 30.0, 60, 120, 420, 600, 1200, 2700, 3600.

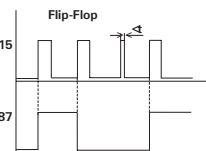
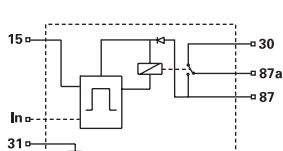
TIMER OFF TIMER RELAY



"Timer off" timer relay; input triggers timed output, unless input is removed.

Example timings in seconds: 0.6, 0.8, 1.3, 3.0, 3.5, 7.0, 9.0, 10.0, 15.0, 30.0, 120, 420, 600, 2700.

FLIP FLOP TIMER RELAY



"Flip-Flop" timer relay; pulse input triggers output on and off (>100ms).

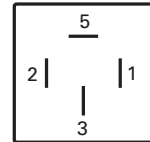
Input can be positive or negative.

TIMER RELAYS

INTERIOR LIGHT DELAY

Interior light delay, 12V. Four terminal connections. Gives 10 second delay to interior lights, universal application.

- 1 = door switch
- 2 = + feed
- 3 = - earth
- 5 = - side of lamp

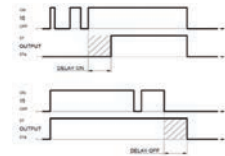
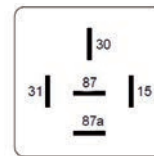


| PART NO. | DESCRIPTION | QTY |
|----------|---------------------------|-----|
| 0-743-12 | Interior light delay, 12V | 1 |

ADJUSTABLE PROGRAMMABLE TIMER RELAY

Relay, adjustable programmable timer. 12V delay on or off 0.5 sec to 360 min.

| PART NO. | DESCRIPTION | QTY |
|----------|-------------|-----|
| 0-742-12 | 12V | 1 |
| 0-742-24 | 24V | 1 |

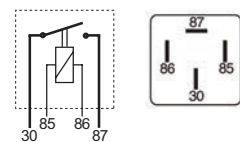


MAKE & BREAK RELAYS

MICRO MAKE & BREAK RELAYS

NORMALLY OPEN (NO) 4 x 6.3MM TERMINALS

| DESCRIPTION | PACK 1 | PACK 10 | PACK 100 |
|------------------------|----------|----------|----------|
| | PART NO. | PART NO. | PART NO. |
| 12V, 30A, with bracket | 0-727-12 | 2-727-12 | 3-727-12 |
| 24V, 20A, with bracket | 0-727-24 | 2-727-24 | 3-727-24 |



DURITE PRODUCTS CAN BE USED ON ELECTRIC VEHICLES (EV)

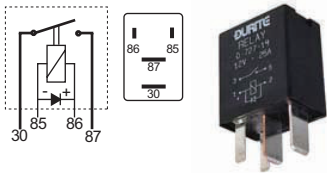
Durite products are of the highest quality, making them perfect for your Electric Vehicles.



Top picks for EVs

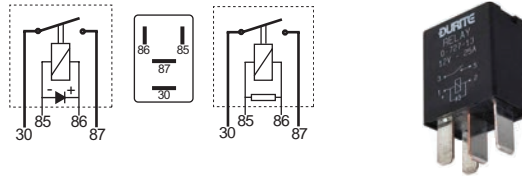
RELAYS & FLASHER UNITS RELAYS MINI MAKE & BREAK RELAYS

2 x 6.3MM & 2 x 2.8MM TERMINALS



| PART NO. | DESCRIPTION | QTY |
|----------|------------------------------|-----|
| 0-727-19 | 12V, 25A, sealed, with diode | 1 |
| 0-727-29 | 24V, 10A, sealed, with diode | 1 |

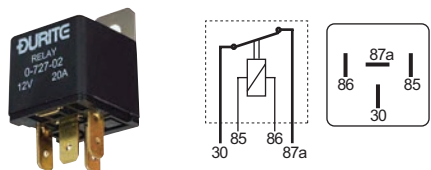
2 x 6.3MM & 2 x 4.8MM TERMINALS



| DESCRIPTION | PACK 1 | PACK 100 |
|---------------------------------|----------|----------|
| | PART NO. | PART NO. |
| 12V, 25A, sealed, with Diode | 0-727-13 | 3-727-13 |
| 24V, 10A, sealed, with Diode | 0-727-25 | 3-727-25 |
| 12V, 25A, sealed, with Resistor | 0-727-11 | - |

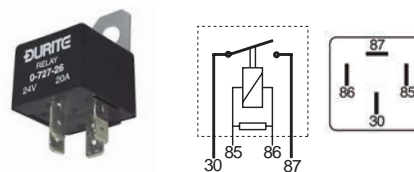
MINI MAKE & BREAK RELAYS

NORMALLY CLOSED (NC) 4 x 6.3MM TERMINALS



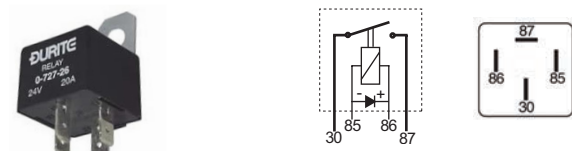
| PART NO. | DESCRIPTION | QTY |
|----------|------------------------|-----|
| 0-727-02 | 12V, 20A, with bracket | 1 |

WITH RESISTOR (NO) 4 x 6.3MM TERMINALS



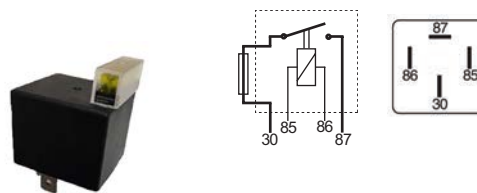
| PART NO. | DESCRIPTION | QTY |
|----------|--|-----|
| 0-727-15 | 12V, 30A, sealed with resistor and without bracket | 1 |
| 0-727-27 | 24V, 20A, sealed with resistor and without bracket | 1 |

WITH DIODE (NO) 4 x 6.3MM TERMINALS



| DESCRIPTION | PACK 1 | PACK 10 |
|----------------------------------|----------|----------|
| | PART NO. | PART NO. |
| 12V, 40A, with diode and bracket | 0-727-16 | 2-727-16 |
| 24V, 30A, with diode and bracket | 0-727-28 | - |
| 12V, 30A, with diode and bracket | 0-727-14 | - |
| 24V, 20A, with diode and bracket | 0-727-26 | - |


4 X 6.3MM FUSED RELAY (NO)



| PART NO. | DESCRIPTION | QTY |
|----------|-----------------------------------|-----|
| 0-726-13 | 12V, 20A, with splash proof cover | 1 |
| 0-726-25 | 24V, 15A, with splash proof cover | 1 |


RELAYS & FLASHER UNITS RELAYS MINI MAKE & BREAK RELAYS

FUSED (NO) 4 x 6.3MM TERMINALS



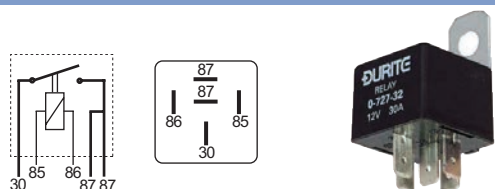
| DESCRIPTION | PACK 1 | PACK 10 |
|------------------------------|----------|----------|
| | PART NO. | PART NO. |
| 6V, fused 30A, with bracket | 0-726-06 | - |
| 12V, fused 20A, with bracket | 0-726-12 | 2-726-12 |
| 24V, fused 15A, with bracket | 0-726-24 | 2-726-24 |

4 x 6.3MM "A" TYPE TERMINALS (NO)




| PART NO. | DESCRIPTION | QTY |
|----------|------------------------|-----|
| 0-727-62 | 12V, 30A, with bracket | 1 |
| 0-727-74 | 24V, 20A, with bracket | 1 |

TWIN (NO) 5 X 6.3MM TERMINALS



| DESCRIPTION | PACK 1 | PACK 10 |
|------------------------|----------|----------|
| | PART NO. | PART NO. |
| 12V, 40A, with bracket | 0-727-32 | 2-727-32 |
| 24V, 20A, with bracket | 0-727-44 | 2-727-44 |

DOUBLE (NO) 5 X 6.3MM TERMINALS

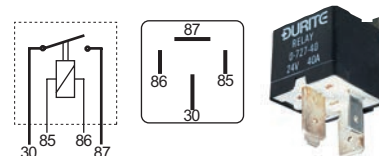


| PART NO. | DESCRIPTION | QTY |
|----------|----------------------------|-----|
| 0-727-22 | 12V, 2 x 25A, with bracket | 1 |
| 0-727-34 | 24V, 2 x 15A, with bracket | 1 |

HEAVY-DUTY, NORMALLY OPEN

2 x 6.3mm and 2 x 9.5mm terminals.

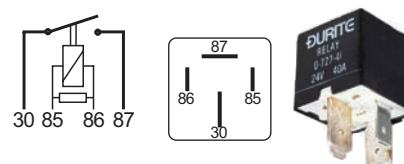
| DESCRIPTION | PACK 1 | PACK 10 | PACK 100 |
|-------------------------------|----------|----------|----------|
| | PART NO. | PART NO. | PART NO. |
| 12V, 70A, with bracket | 0-727-70 | 2-727-70 | 3-727-70 |
| 24V, 40A, with bracket | 0-727-40 | 2-727-40 | - |
| 24V, 70A, sealed with bracket | 0-727-47 | 2-727-47 | - |



HEAVY-DUTY, WITH RESISTOR (NO)

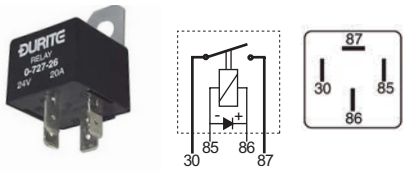
2 x 6.3mm and 2 x 9.5mm terminals.

| DESCRIPTION | PACK 1 | PACK 10 |
|---|----------|----------|
| | PART NO. | PART NO. |
| 12V, 70A, sealed, with resistor, without bracket | 0-727-71 | 2-727-71 |
| 12V, 100A, sealed, with resistor, without bracket | 0-727-72 | - |
| 24V, 40A, sealed, with resistor, without bracket | 0-727-41 | - |
| 24V, 50A, sealed, with resistor, without bracket | 0-727-42 | - |



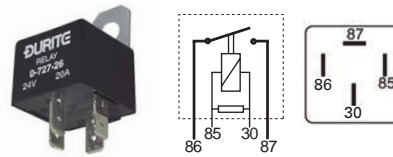
RELAYS & FLASHER UNITS RELAYS MINI MAKE & BREAK RELAYS

4 X 6.3MM "A" TYPE TERMINALS & DIODE (NO)



| PART NO. | DESCRIPTION | QTY |
|----------|----------------------------------|-----|
| 0-727-64 | 12V, 40A, with diode and bracket | 1 |
| 0-727-76 | 24V, 30A, with diode and bracket | 1 |

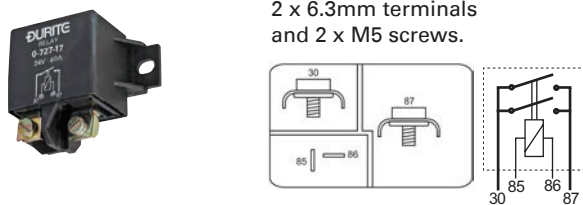
4 X 6.3MM "A" TYPE TERMINALS & RESISTOR



| PART NO. | DESCRIPTION | QTY |
|----------|--|-----|
| 0-727-63 | 12V, 30A, sealed, with resistor, without bracket | 1 |

OTHER MAKE & BREAK RELAYS

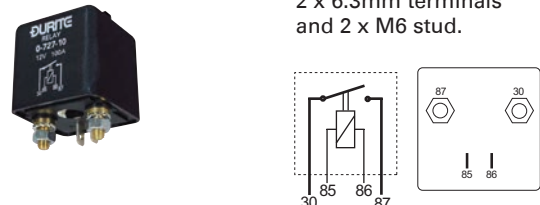
HEAVY-DUTY, NORMALLY OPEN



2 x 6.3mm terminals and 2 x M5 screws.

| PART NO. | DESCRIPTION | QTY |
|----------|------------------------|-----|
| 0-727-07 | 12V, 75A, with bracket | 1 |
| 0-727-17 | 24V, 50A, with bracket | 1 |

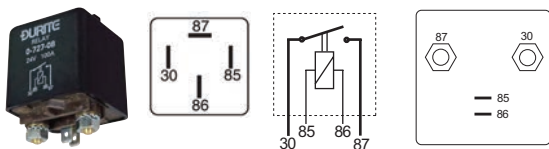
EXTRA HEAVY-DUTY, VERTICAL TERMINALS



2 x 6.3mm terminals and 2 x M6 stud.

| PART NO. | DESCRIPTION | QTY |
|----------|-------------------------|-----|
| 0-727-10 | 12V, 100A, with bracket | 1 |
| 0-727-06 | 24V, 60A, with bracket | 1 |

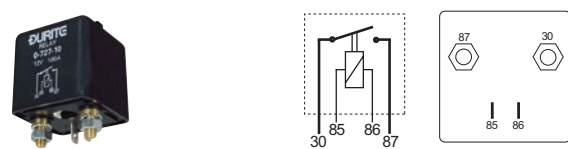
EXTRA HEAVY-DUTY, HORIZONTAL TERMINALS



2 x 6.3mm terminals and 2 x M6 stud.

| DESCRIPTION | PACK 1 | PACK 50 | PACK 100 |
|---------------------------------|----------|----------|----------|
| | PART NO. | PART NO. | PART NO. |
| 12V, 120A, with bracket | 0-727-18 | 2-727-18 | 3-727-18 |
| 12V, 120A, with diode & bracket | - | - | 4-727-18 |
| 24V, 100A, with bracket | 0-727-08 | 3-727-08 | - |

12V 200A EXTRA HEAVY-DUTY MAKE/BREAK




2 x 6.3mm terminals and 2 x M6 studs.

| PART NO. | DESCRIPTION | QTY |
|----------|-------------|-----|
| 0-727-09 | 12V, 200A | 1 |

RELAYS & FLASHER UNITS RELAYS CHANGE-OVER RELAYS

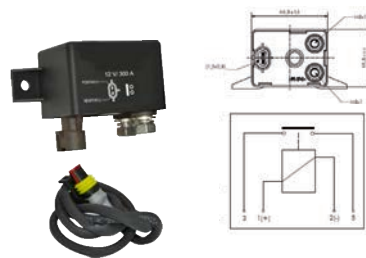
6RA TYPE



5 x 6.3mm terminals, neoprene sealed. Replace SRB111, 113.

| PART NO. | DESCRIPTION | QTY |
|----------|------------------------|-----|
| 0-727-20 | 12V, 30A, with bracket | 1 |

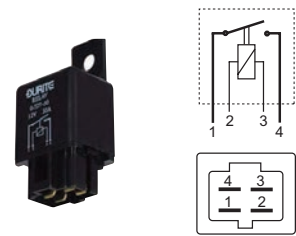
EXTRA HEAVY-DUTY, NORMALLY OPEN



2 x M8 studs. Supplied with connector lead.

| PART NO. | DESCRIPTION | QTY |
|----------|----------------------|-----|
| 0-727-68 | 12V, 200A continuous | 1 |

JAPANESE TYPE (NO)



4 x 6.3mm terminals.

| PART NO. | DESCRIPTION | QTY |
|----------|------------------------|-----|
| 0-727-50 | 12V, 30A, with bracket | 1 |

CHANGE-OVER RELAYS
MINI CHANGE-OVER RELAYS

5 x 6.3MM TERMINALS




| DESCRIPTION | PACK 1 | PACK 10 | PACK 100 |
|---------------------------|----------|----------|----------|
| | PART NO. | PART NO. | PART NO. |
| 6V, 30/40A, with bracket | 0-728-06 | - | - |
| 12V, 20/30A, with bracket | 0-728-12 | 2-728-12 | 3-728-12 |
| 24V, 10/20A, with bracket | 0-728-24 | 2-728-24 | 3-728-24 |

WITH DIODE 5 x 6.3MM TERMINALS




| DESCRIPTION | PACK 1 | PACK 10 | PACK 500 |
|-------------------------|----------|----------|----------|
| | PART NO. | PART NO. | PART NO. |
| 12V, 30/40A, with diode | 0-728-14 | 2-728-14 | 4-728-14 |
| 24V, 10/20A, with diode | 0-728-26 | 2-728-26 | - |

WITH RESISTOR 5 x 6.3MM TERMINALS



| PART NO. | DESCRIPTION | QTY |
|----------|--|-----|
| 0-728-15 | 12V, 20/30A, sealed with resistor, without bracket | 1 |
| 2-728-15 | 12V, 20/30A, sealed with resistor, without bracket | 10 |
| 3-728-15 | 12V, 20/30A, sealed with resistor, without bracket | 100 |
| 0-728-27 | 24V, 10/20A, sealed with resistor, without bracket | 1 |
| 2-728-27 | 24V, 10/20A, sealed with resistor, without bracket | 10 |

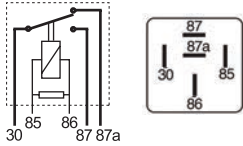
5 x 6.3MM "A" TYPE TERMINALS



| PART NO. | DESCRIPTION | QTY |
|----------|---------------------------|-----|
| 0-728-62 | 12V, 20/30A, with bracket | 1 |
| 0-728-74 | 24V, 10/20A, with bracket | 1 |

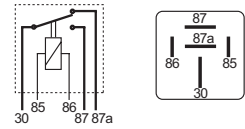
RELAYS & FLASHER UNITS RELAYS CHANGE-OVER RELAYS

5 x 6.3MM "A" TYPE TERMINALS & RESISTOR



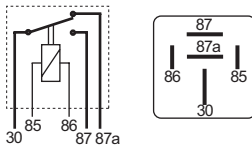
| PART NO. | DESCRIPTION | QTY |
|----------|---|-----|
| 0-728-63 | 12V, 20/30A, sealed, with resistor, without bracket | 1 |
| 0-728-75 | 24V, 10/20A, sealed, with resistor, without bracket | 1 |

HEAVY-DUTY 2 x 6.3MM & 3 x 9.5MM TERMINALS



| PART NO. | DESCRIPTION | QTY |
|----------|---------------------------|-----|
| 0-728-70 | 12V, 60/70A, with bracket | 1 |
| 0-728-40 | 24V, 30/40A, with bracket | 1 |

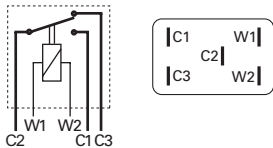
EXTRA HEAVY-DUTY 2 x 6.3MM & 3 x 9.5MM TERMINALS



| PART NO. | DESCRIPTION | QTY |
|----------|---------------------------------------|-----|
| 0-728-72 | 12V, 80/100A, sealed, without bracket | 1 |
| 0-728-42 | 24V, 40/50A, sealed, without bracket | 1 |

OTHER CHANGE-OVER RELAYS

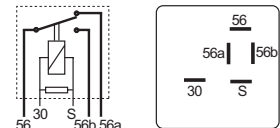
6RA TYPE, 5 x 6.3MM TERMINALS



Neoprene sealed. Replaces SRB131, 143, 146.

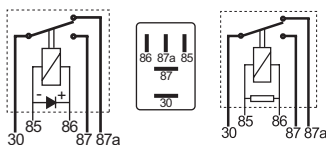
| PART NO. | DESCRIPTION | QTY |
|----------|---------------------------|-----|
| 0-728-20 | 12V, 20/30A, with bracket | 1 |

LATCHING, 5 x 6.3MM TERMINALS



| PART NO. | DESCRIPTION | QTY |
|----------|-------------------------|-----|
| 0-728-02 | 12V, 25A, with resistor | 1 |
| 0-728-04 | 24V, 12A, with resistor | 1 |

MICRO 3 x 4.8MM & 2 x 6.3MM TERMINALS



| DESCRIPTION | PACK 1 | PACK 10 | PACK 100 |
|------------------------------------|----------|----------|----------|
| | PART NO. | PART NO. | PART NO. |
| 12V, 15/25A sealed, with diode | 0-728-13 | 2-728-13 | 3-728-13 |
| 24V, 10/15A, sealed, with diode | 0-728-25 | 2-728-25 | 3-728-25 |
| 12V, 15/25A, sealed, with resistor | 0-728-16 | - | - |
| 24V, 10/15A, sealed, with resistor | 0-728-23 | - | - |
| 12V, 30/40A sealed, with resistor | 0-728-10 | - | - |

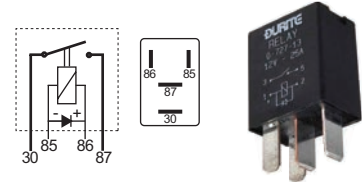
AFTERMARKET RANGE OF RELAYS

MICRO MAKE & BREAK

30A 12V SEALED WITH DIODE 2 x 6.3MM & 2 x 4.8MM TERMINALS

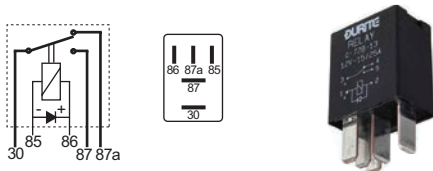
Relay micro make/break 30A 12V sealed with diode.

| PART NO. | DESCRIPTION | QTY |
|----------|----------------------|-----|
| 0-727-51 | 12V, 30A, with diode | 10 |
| 3-727-51 | 12V, 30A, with diode | 100 |



MICRO CHANGE-OVER

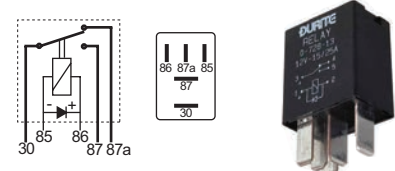
20/30A 12V WITH DIODE 2 x 6.3MM & 3 x 4.8MM TERMINALS



Relay micro change-over 20/30A 12V with diode.

| PART NO. | DESCRIPTION | QTY |
|----------|-------------------------|-----|
| 0-728-31 | 12V, 20/30A, with diode | 10 |
| 3-728-31 | 12V, 20/30A, with diode | 100 |

10/20A 24V WITH DIODE 2 X 6.3MM & 3 Vx 4.8MM TERMINALS

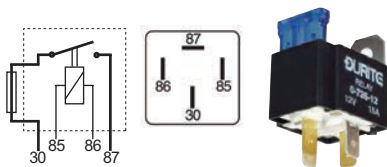


Relay micro change-over 10/20A 24V with diode.

| PART NO. | DESCRIPTION | QTY |
|----------|-------------------------|-----|
| 0-728-30 | 24V, 10/20A, with diode | 10 |
| 3-728-30 | 24V, 10/20A, with diode | 100 |

MINI MAKE & BREAK

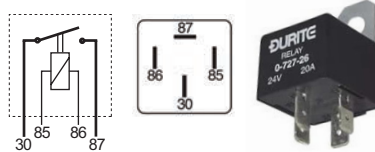
FUSED 15A 24V 4 X 6.3MM TERMINALS



Relay mini make/break fused 15A 24V.

| PART NO. | DESCRIPTION | QTY |
|----------|-----------------|-----|
| 0-726-30 | 24V, 15A, fused | 10 |

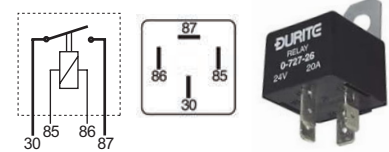
20A 24V 4 X 6.3MM TERMINALS



Relay mini make/break 20A 24V.

| PART NO. | DESCRIPTION | QTY |
|----------|-------------|-----|
| 0-727-52 | 24V, 20A | 10 |
| 3-727-52 | 24V, 20A | 100 |

40A 12V 4 X 6.3MM TERMINALS




Relay mini make/break 40A 12V.

| PART NO. | DESCRIPTION | QTY |
|----------|-------------|-----|
| 0-727-53 | 12V, 40A | 10 |
| 3-727-53 | 12V, 40A | 100 |



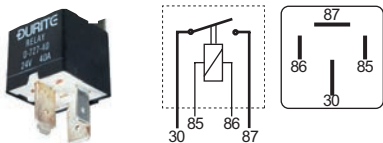
WE'RE ON SOCIAL MEDIA FOLLOW US @DURITELIMITED



RELAYS & FLASHER UNITS RELAYS AFTERMARKET RANGE OF RELAYS

MINI MAKE & BREAK

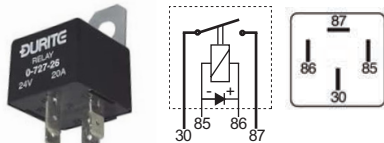
40A 24V 2 X 6.3MM AND 2 X 9.5MM TERMINALS



Relay mini make/break 40A 24V.
2 x 6.3mm and 2 x 9.5mm terminals.

| PART NO. | DESCRIPTION | QTY |
|----------|-------------|-----|
| 0-727-54 | 24V, 40A | 10 |
| 3-727-54 | 24V, 40A | 100 |

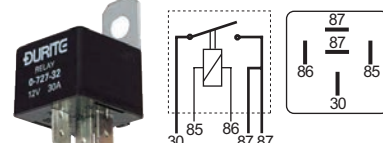
40A 12V WITH DIODE 4 X 6.3MM TERMINALS



Relay mini make/break 40A 12V with diode.

| PART NO. | DESCRIPTION | QTY |
|----------|----------------------|-----|
| 0-727-55 | 12V, 40A, with diode | 10 |

TWIN 5 X 6.3MM TERMINAL 40A 12V

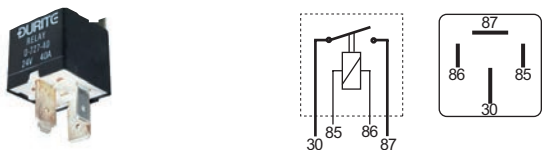


Relay mini make/break twin terminal 40A 12V.

| PART NO. | DESCRIPTION | QTY |
|----------|-------------|-----|
| 0-727-56 | 12V, 40A | 10 |
| 3-727-56 | 12V, 40A | 100 |

MINI HEAVY-DUTY MAKE & BREAK

70A 12V 2 X 6.3MM & 2 X 9.5MM TERMINALS



Relay mini heavy-duty make/break 70A 12V.

| PART NO. | DESCRIPTION | QTY |
|----------|-------------|-----|
| 0-727-57 | 12V, 70A | 10 |
| 3-727-57 | 12V, 70A | 100 |

SEALED 70A 24V 2 X 6.3MM & 2 X 9.5MM TERMINALS

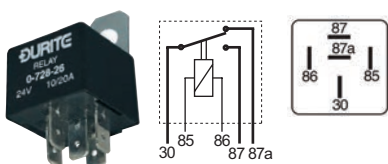


Relay heavy-duty make/break sealed 70A 24V.

| PART NO. | DESCRIPTION | QTY |
|----------|-------------|-----|
| 0-727-58 | 24V, 70A | 10 |
| 3-727-58 | 24V, 70A | 100 |

MINI CHANGE-OVER

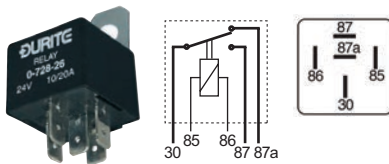
15/20A 24V 5 X 6.3MM TERMINALS



Relay mini change-over 15/20A 24V.

| PART NO. | DESCRIPTION | QTY |
|----------|-------------|-----|
| 0-728-32 | 24V, 15/20A | 10 |
| 3-728-32 | 24V, 15/20A | 100 |

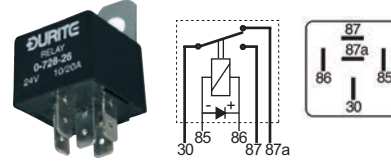
30/40A 12V 5 X 6.3MM TERMINALS



Relay mini change-over 30/40A 12V.

| PART NO. | DESCRIPTION | QTY |
|----------|-------------|-----|
| 0-728-33 | 12V, 30/40A | 10 |
| 3-728-33 | 12V, 30/40A | 100 |

30/40A 12V 5 X 6.3MM TERMINALS WITH DIODE



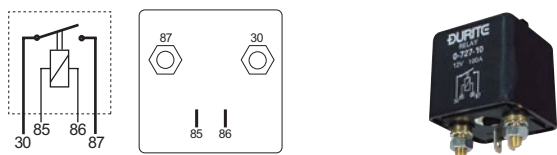
Relay mini change-over 30/40A 12V with diode.

| PART NO. | DESCRIPTION | QTY |
|----------|-------------|-----|
| 0-728-34 | 12V, 30/40A | 10 |
| 3-728-34 | 12V, 30/40A | 100 |

RELAYS & FLASHER UNITS RELAYS AFTERMARKET RANGE OF RELAYS

EXTRA HEAVY-DUTY MAKE & BREAK

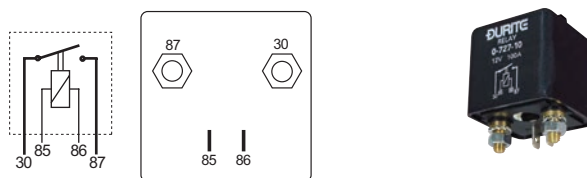
100A 24V



Relay heavy-duty make/break 100A 24V.

| PART NO. | DESCRIPTION | QTY |
|----------|-------------|-----|
| 0-727-59 | 24V, 100A | 1 |

120A 12V



Relay heavy-duty make/break 120A 12V.

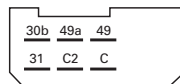
| PART NO. | DESCRIPTION | QTY |
|----------|-------------|-----|
| 0-727-60 | 12V, 120A | 1 |

FLASHER UNITS

UNIVERSAL FLASHER UNITS

Universal pulse generator, 12 or 24V, 1 to 8 x 21W. Negative earth only. There is no bulb failure indication on this unit.

| PART NO. | DESCRIPTION | QTY |
|----------|-------------------|-----|
| 0-744-00 | Universal flasher | 1 |

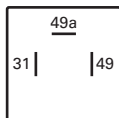


12V FLASHER UNITS



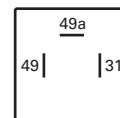
12V 2 x 21 + 5W Popple flasher unit.

| PART NO. | DESCRIPTION | QTY |
|----------|------------------|-----|
| 0-606-12 | 12V, 2 x 21 + 5W | 1 |



12V 2/4 x 21W hazard/flasher unit, low profile case. Negative earth only.

| PART NO. | DESCRIPTION | QTY |
|----------|----------------|-----|
| 0-744-22 | 12V, 2/4 x 21W | 1 |



12V 2/4 x 21W hazard/flasher unit for Rover vehicles. Negative earth only.

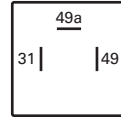
| PART NO. | DESCRIPTION | QTY |
|----------|----------------|-----|
| 0-744-13 | 12V, 2/4 x 21W | 1 |

12V FLASHER UNITS



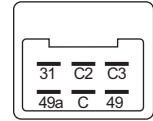
12V 1-4 x 21W hazard/flasher unit.
Negative earth only. There is no bulb failure indication on this unit.

| PART NO. | DESCRIPTION | QTY |
|----------|----------------|-----|
| 0-606-11 | 12V, 1-4 x 21W | 1 |



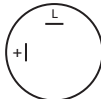
12V 2/4 x 21W hazard/flasher unit.
Negative earth only.

| PART NO. | DESCRIPTION | QTY |
|----------|----------------|-----|
| 0-744-12 | 12V, 2/4 x 21W | 1 |



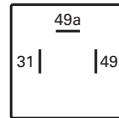
12V 2 + 1 + 1/8 x 21W hazard/flasher unit for tractors towing one or two trailers. Negative earth only.

| PART NO. | DESCRIPTION | QTY |
|----------|------------------------|-----|
| 0-744-16 | 12V, 2 + 1 + 1/8 x 21W | 1 |



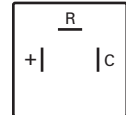
12V 4 x 21 + 5W Pople hazard unit.

| PART NO. | DESCRIPTION | QTY |
|----------|------------------|-----|
| 0-606-50 | 12V, 4 x 21 + 5W | 1 |



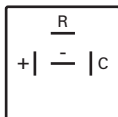
12V 1-6 x 21W hazard/flasher unit.
Negative earth only. There is no bulb failure indication on this unit.

| PART NO. | DESCRIPTION | QTY |
|----------|----------------|-----|
| 0-744-11 | 12V, 1-6 x 21W | 1 |



12V 2/4 x 21 hazard/flasher unit.
Electronic unit replacing hot wire type, without earth.

| PART NO. | DESCRIPTION | QTY |
|----------|---------------|-----|
| 0-606-00 | 12V, 2/4 x 21 | 1 |



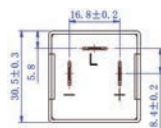
12V 2/4 x 21W hazard/flasher unit.
Negative earth only.

| PART NO. | DESCRIPTION | QTY |
|----------|----------------|-----|
| 0-744-38 | 12V, 2/4 x 21W | 1 |



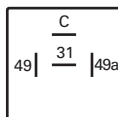
12V 2 + 1/6 x 21W caravan hazard/flasher unit. Negative earth only.

| PART NO. | DESCRIPTION | QTY |
|----------|--------------------|-----|
| 0-744-62 | 12V, 2 + 1/6 x 21W | 1 |



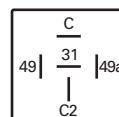
LED flasher unit 12V 0.02A - 20A.

| PART NO. | DESCRIPTION | QTY |
|----------|----------------|-----|
| 0-744-10 | 12V, 0.02A-20A | 1 |



12V 2 + 1/6 x 21W caravan hazard/flasher unit. Negative earth only. C2 and 31 terminals on top.

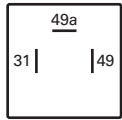
| PART NO. | DESCRIPTION | QTY |
|----------|--------------------|-----|
| 0-744-37 | 12V, 2 + 1/6 x 21W | 1 |



12V 2 + 1/6 x 21W caravan hazard/flasher unit. Negative earth only.

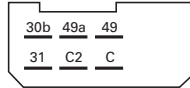
| PART NO. | DESCRIPTION | QTY |
|----------|--------------------|-----|
| 0-744-36 | 12V, 2 + 1/6 x 21W | 1 |

24V FLASHER UNITS



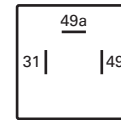
24V 2/4 x 21W hazard/flasher unit.
Negative earth only.

| PART NO. | DESCRIPTION | QTY |
|----------|----------------|-----|
| 0-744-24 | 24V, 2/4 x 21W | 1 |



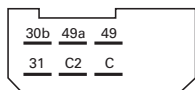
24V 2+1/6 x 21W hazard/flasher unit.
Negative earth only.

| PART NO. | DESCRIPTION | QTY |
|----------|------------------|-----|
| 0-744-44 | 24V, 2+1/6 x 21W | 1 |



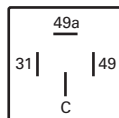
24V 1-6 x 21W hazard/flasher unit.
Negative earth only. There is no bulb failure indication on this unit.

| PART NO. | DESCRIPTION | QTY |
|----------|----------------|-----|
| 0-744-23 | 24V, 1-6 x 21W | 1 |



24V 3+1/8 x 21W hazard/flasher unit.
Negative earth only.

| PART NO. | DESCRIPTION | QTY |
|----------|------------------|-----|
| 0-744-54 | 24V, 3+1/8 x 21W | 1 |



24V 2/4 x 21W hazard/flasher unit.
Negative earth only.

| PART NO. | DESCRIPTION | QTY |
|----------|----------------|-----|
| 0-744-25 | 24V, 2/4 x 21W | 1 |



24V 2 + 1/6 x 21W hazard/flasher unit. Negative earth only.

| PART NO. | DESCRIPTION | QTY |
|----------|--------------------|-----|
| 0-744-26 | 24V, 2 + 1/6 x 21W | 1 |



Durite offers relays for both 12V and 24V vehicles, including “made-to-order” programmable timer relays. Durite relays are renowned for their high performance, overall quality, reliability and cover over 95% of applications.

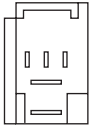


FOR MORE INFO, VISIT WWW.DURITE.CO.UK
OR CONTACT INFO@DURITE.CO.UK



SOCKETS

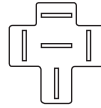
SOCKETS FOR RELAYS AND FLASHER UNITS



Bulkhead socket for micro relays.

- Accepts up to 2 x 2.8mm 3 x 4.8mm and 2 x 6.3mm terminals
- Can be gang mounted
- Supplied with locking terminals

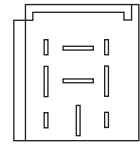
| PART NO. | DESCRIPTION | QTY |
|----------|-----------------|-----|
| 0-729-03 | Bulkhead socket | 1 |
| 2-729-03 | Bulkhead socket | 10 |
| 3-729-03 | Bulkhead socket | 100 |



Universal flying socket for flasher units and relays.

- Accepts up to 5 x 6.3mm terminals
- Supplied with locking terminals

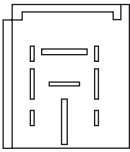
| PART NO. | DESCRIPTION | QTY |
|----------|-------------|-----|
| 0-729-02 | Universal | 1 |



Bulkhead socket for flasher units and relays.

- Accepts up to 4 x 2.8mm and 5 x 6.3mm terminals
- Can be gang mounted
- Supplied with locking terminals

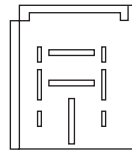
| PART NO. | DESCRIPTION | QTY |
|----------|-----------------|-----|
| 0-729-00 | Bulkhead socket | 1 |
| 2-729-00 | Bulkhead socket | 10 |
| 3-729-00 | Bulkhead socket | 100 |



Bulkhead socket for controllers, flasher units and relays.

- Accepts up to 4 x 2.8mm, 3 x 6.3mm and 2 x 9.5mm terminals
- Can be gang mounted
- Supplied with locking terminals

| PART NO. | DESCRIPTION | QTY |
|----------|-----------------|-----|
| 0-729-01 | Bulkhead socket | 1 |
| 3-729-01 | Bulkhead socket | 100 |



Bulkhead socket for controllers and heavy-duty relays.

- Accepts up to 4 x 2.8mm, 2 x 6.3mm and 3 x 9.5mm terminals
- Can be gang mounted
- Supplied with locking terminals

| PART NO. | DESCRIPTION | QTY |
|----------|-----------------|-----|
| 0-729-04 | Bulkhead socket | 1 |
| 3-729-04 | Bulkhead socket | 100 |

RELAY BOXES

RELAY HOLDERS

4-way mini relay holder.

- Relay box for 4x mini relays
- Supplied with mounting feet, cover and terminals.
- Can be clipped together with fuse box 0-234-66 and relay holder 0-729-06



Q SEE ALSO: Fuse Box 0-234-66 on page 207.

| PART NO. | DESCRIPTION | QTY |
|----------|-------------------|-----|
| 0-729-05 | Mini relay holder | 1 |

7-way micro relay holder.

- Relay box for 7x micro relays
- Supplied with mounting feet, cover and terminals.
- Can be clipped together with fuse box 0-234-66 and relay holder 0-729-05



| PART NO. | DESCRIPTION | QTY |
|----------|--------------------|-----|
| 0-729-06 | Micro relay holder | 1 |

08

REPLACEMENT COMPONENTS



SOLENOIDS.....272

**UNIVERSAL & STARTER
SOLENOIDS TO COVER
YOUR VEHICLE NEEDS.**



SOLENOIDS

UNIVERSAL SOLENOIDS

FOOT OPERATED SOLENOID



Replaces SW-4001, 4005, 4010, 4015, 4201

| PART NO. | DESCRIPTION | QTY |
|----------|------------------------|-----|
| 0-335-50 | Foot operated solenoid | 1 |

MAKE AND BREAK SOLENOID, 150A



- Rated at 150A continuous for a maximum of 4 hours and 800A for 5 seconds
- M8 and M5 studs
- Protected to IP65
- Splash proof

| PART NO. | DESCRIPTION | QTY |
|----------|--------------|-----|
| 0-335-38 | 12V solenoid | 1 |
| 0-335-39 | 24V solenoid | 1 |

MAKE AND BREAK SOLENOID, 150A & 100A



- Isolated return
- Rated at 150A continuous at 12V
- Rated at 100A at 24V

| PART NO. | DESCRIPTION | QTY |
|----------|--------------------|-----|
| 0-335-06 | 12V, rated at 150A | 1 |
| 0-335-07 | 24V, rated at 100A | 1 |

MAKE AND BREAK SOLENOID, 80A & 50A



- Isolated return
- Rated at 80A intermittent at 12V
- Rated at 50A at 24V
- This solenoid is not waterproof

| PART NO. | DESCRIPTION | QTY |
|----------|-------------------|-----|
| 0-335-46 | 12V, rated at 80A | 1 |
| 0-335-47 | 24V, rated at 50A | 1 |

CHANGE OVER/REVERSING SOLENOID, 80A & 50A



- Isolated return
- Rated at 80A intermittent at 12V
- Rated at 50A at 24V
- This solenoid is not waterproof

| PART NO. | DESCRIPTION | QTY |
|----------|------------------|-----|
| 0-335-56 | 12V rated at 80A | 1 |
| 0-335-57 | 24V rated at 50A | 1 |

CHANGE OVER/REVERSING SOLENOID, 100A



- Isolated return
- Rated at 100A intermittent at 12V
- M8 studs and 6.3mm blade terminals

| PART NO. | DESCRIPTION | QTY |
|----------|-------------|-----|
| 0-335-58 | 12V | 1 |
| 0-335-59 | 24V | 1 |

STARTER SOLENOIDS

12V SOLENOID



Lucas 76411, 76415, 76417, 76425, 76426, 76445, 76450, 76460, 76464, 76465, 76766, 76470, 76471, 76485, 76486, 76703, 76772, 76776, 4ST, SRB325

| PART NO. | DESCRIPTION | QTY |
|----------|-------------|-----|
| 0-335-00 | 12V | 1 |



Lucas 76497, 76770, 76771, 76986 (Cold start)

| PART NO. | DESCRIPTION | QTY |
|----------|-------------|-----|
| 0-335-01 | 12V | 1 |



Lucas 76795, 76789, 4ST, SRB335 (Cold start)

| PART NO. | DESCRIPTION | QTY |
|----------|-------------|-----|
| 0-335-02 | 12V | 1 |

24V SOLENOID



Lucas 76735, 76775, 76783, 76788, 76844, SRB322, SRB323, SRB349, SRB350, SRB351

| PART NO. | DESCRIPTION | QTY |
|----------|-------------|-----|
| 0-335-08 | 24V | 1 |

Manual button and isolated return



Lucas 76731, SRB319

| PART NO. | DESCRIPTION | QTY |
|----------|-------------|-----|
| 0-335-05 | 12V | 1 |



Lucas 76732, SRB321

| PART NO. | DESCRIPTION | QTY |
|----------|-------------|-----|
| 0-335-04 | 24V | 1 |

09

BATTERY CHARGERS & MAINTENANCE



| | |
|--|------------|
| BOOSTER PACKS | 274 |
| BATTERY CHARGERS | 276 |
| BATTERY TESTERS | 280 |
| BATTERY HYDROMETERS | 281 |
| BATTERY MAINTENANCE EQUIPMENT | 282 |

BRINGING YOU THE LATEST TECHNOLOGY FOR A LONG & CONSISTENT VEHICLE BATTERY LIFE.



LI-POLYMER BOOSTER PACKS

START VEHICLES UP TO 16 LITRES

Highly portable, small and compact with a self-contained battery booster that can start 12/24V vehicles in seconds.

- Compatible with both petrol and diesel vehicles
- The latest battery technology – Long & consistent battery life
- Digital battery life display so you know how much power is left
- Charge from Mains or 12VDC lighter socket

12/24V LITHIUM POLYMER BATTERY BOOSTER PACK



- Capacity; 42,000mAh
- Start current; 600A, Peak current; 1500A
- Cycle life; 1,000 times
- Dual USB output- 1 x 2.1A, 1 x 1.0A
- 3W LED work light/SOS light
- LCD display with battery state of charge indicator
- L 250 x W 247 x H 95mm



LCD state of charge display

| PART NO. | DESCRIPTION | QTY |
|----------|---------------------|-----|
| 0-649-40 | 12/24V booster pack | 1 |
| 0-649-93 | UK charger | 1 |

"Start vehicles up to 16 litres."

12V LITHIUM POLYMER BATTERY MINI BOOSTER PACK



- Capacity; 16,000mAh
- Start current; 1000A, Peak current; 2000A
- Cycle life; 1,000 times
- Dual USB output- 5V/9V/12V and 5V/2.1A
- LED work light/SOS light
- Supplied with smart jump leads USB cable & cigarette lighter plug
- L 195 x W 88 x H 38mm



Smart jump leads

| PART NO. | DESCRIPTION | QTY |
|----------|-----------------------|-----|
| 0-649-28 | 12V Mini booster pack | 1 |

"Start petrol vehicles up to 7.0L, and diesel vehicles up to 5.0L."

12V LITHIUM POLYMER BATTERY MINI BOOSTER PACK



- Capacity; 8,000mAh / 29.6Wh
- Start current; 200A, Peak current; 400A
- Cycle life; 1,000 times
- Dual USB outputs - 5V 2.1A and 5V 1.0A
- Supplied with smart jump leads, USB cable & cigarette lighter plug
- LED torch/SOS light
- L 165 x W 82 x H 35mm



Smart jump leads

| PART NO. | DESCRIPTION | QTY |
|----------|-----------------------|-----|
| 0-649-22 | 12V Mini booster pack | 1 |

"Start petrol vehicles up to 4.0L, and diesel vehicles up to 2.4L."

12/24V LITHIUM POLYMER BATTERY BOOSTER PACK

- Capacity; 56,000mAh (207.2Wh)
- Start current; 1000A, Peak current; 2000A
- 29V/2A super fast charge
- USB output - 5V 3A, Cigarette socket 12V 10A
- 3W LED work light/SOS light
- L 600 x W 188 x H 148.7mm

NEW



Smart jump leads

"START VEHICLES UP TO 18 LITRES"

| PART NO. | DESCRIPTION | QTY |
|----------|---------------------|-----|
| 0-649-50 | 12/24V booster pack | 1 |

12V AUTO STOP COMPRESSOR & BOOSTER PACK

- Capacity; 10,000mAh (37Wh)
- Start current; 400A, Peak current; 800A
- USB 3.0 output - 5V 3A, 9V 2A, 12V 1.5A
- LED work light, SOS light & flash
- Dual LCD display
- Air compressor: 120PSI
- 3 pressure units : PSI, BAR and KG/CM2
- Manual or automatic inflation
- Supplied with smart jump leads, USB cable, 2 nozzle adaptors & 1 sports needle
- L 243.9 x W 67.5 x H 212.9mm



PSI

120PSI



Smart jump leads

"Start petrol vehicles up to 6.0L, & diesel vehicles 2.0-3.0L."

| PART NO. | DESCRIPTION | QTY |
|----------|-------------------------------|-----|
| 0-649-45 | Booster pack & air compressor | 1 |
| 0-649-92 | USB to USB type C cable | 1 |
| 0-649-91 | Mini smart jump leads | 1 |

SUPER CAPACITOR

12V SUPER CAPACITOR

The super capacitor **harnesses power** from your weak vehicle battery to **push a large amount of current** back into the battery of your vehicle and start the engine.

- Start current; 400A, Peak current: 800A
- Capacity: 6 x 720F, 6000mAh
- L 250 x W 120 x H 50mm
- 5V 2A USB output
- LCD state of charge and vehicle battery health status
- LED torch/SOS light
- Supplied with jump leads, USB cable & cigarette lighter plug



Intelligent LCD display



720F super capacitor

"Start petrol vehicles up to 6.0L, and diesel vehicles up to 3.0L."

| PART NO. | CAPACITY | QTY |
|----------|--------------------------|-----|
| 0-649-75 | 6 x 720F super capacitor | 1 |

BATTERY CHARGERS

HEAVY-DUTY BOOSTER PACKS

12V & 24V AGM BATTERY BOOSTER PACK



**Doubles
power for
12V starts**



Heavy-duty booster packs with high-capacity AGM batteries and double pole 12V & 24V switching technology, internal surge and spike suppression and buzzer warning.

- Up to 7000A peak current
- 5A microprocessor controlled multi-stage charger
- High capacity AGM batteries up to 32Ah
- LED voltage indicator
- 8 hours charging time
- Supplied with 2m cable & 500A insulated power clamps
- Power coated steel casing

| PART NO. | VOLTAGE | START CURRENT | COLD CRANK | PEAK CURRENT | CAPACITY | WEIGHT | DIMENSIONS | QTY |
|----------|---------|---------------|------------|--------------|----------|--------|-------------------------|-----|
| 0-649-42 | 12V | 1,900A | 700A | 4,400A | 2 x 22Ah | 26Kg | L 400 X W 210 X D 205mm | 1 |
| | 24V | 950A | 350A | 2,200A | | | | |
| 0-649-43 | 12V | 1,900A | 900A | 7,000A | 2 x 32Ah | 28Kg | L 420 X W 270 X D 25mm | 1 |
| | 24V | 950A | 450A | 3,500A | | | | |

HEAVY-DUTY WITH START-ASSIST

12/24V 30A HEAVY-DUTY BENCH START-ASSIST/CHARGER



- With charge timer for professional use
- 'Automatic' or 'Manual' and 'Hi' or 'Low' charge rate options with 100A 'Start-Assist' and thermal auto-reset overload protection
- Powder coated steel case
- Supplied with crocodile clip and leads

| PART NO. | DESCRIPTION | QTY |
|----------|--------------|-----|
| 0-648-30 | 12/24V, 30A | 1 |
| 0-648-31 | 110VAC input | 1 |

6/12V 15A BENCH START-ASSIST/CHARGER

Charger starter for 6/12V STD, AGM, GEL, LiFePo4 batteries

- 230VAC Charger (2-15A)
- Starter (75A, 150A Peak)
- Protected to IP20
- Overcharge, short circuit and reverse polarity protection
- CE and UKCA approved



| PART NO. | VOLTAGE | CHARGER | START CURRENT | PEAK AMP | QTY |
|----------|---------|---------|---------------|----------|-----|
| 0-648-25 | 6V | 2A | 75A | 150A | 1 |
| | 12V | 2A/15A | | | |

6/12/24V, 60A START-ASSIST/CHARGER

- With charge timer for professional use
- 'Hi', 'Medium' and 'Low' charge rate options with 12V, 175A 'Start Assist', voltmeter, ammeter and thermal auto-reset overload protection
- Powder coated steel case, rubber wheels and chromium plated handle
- Supplied with crocodile clip and leads



| PART NO. | DESCRIPTION | QTY |
|----------|-------------|-----|
| 0-648-80 | 60A | 1 |

HEAVY-DUTY TROLLEYS

12/24V HEAVY-DUTY SMART TROLLEY CHARGER, 200A 12V STARTER

The heavy-duty smart trolley charger/starter for 12/24V, STD, AGM, and GEL batteries is fully automatic, with a one button operation and can be easily wheeled anywhere.

- Starting current 200A (12V only)
- Input voltage 220-240VAC
- Protected to IP20
- 3 charge settings, rapid, fast & normal
- Protected against overcharge, short circuit and reverse polarity
- Supplied with smart clamp leads
- Handy storage area for small tools
- UKCA, RoHs and CE approved
- L 390 x W 270 x H 800mm
- 16Kg



| PART NO. | VOLTAGE | STD | AGM | GEL | RAPID CHARGE | FAST CHARGE | NORMAL CHARGE | QTY |
|----------|---------|-------|-------|-------|--------------|-------------|---------------|-----|
| 0-648-50 | 12V | 14.4V | 14.1V | 14.7V | 60A | 30A | 10A | 1 |
| | 24V | 28.8V | 28.2V | 29.4V | 30A | 15A | 5A | |

12/24V HEAVY-DUTY CRANK MASTER TROLLEY STARTER

The heavy-duty crank master starter for 12/24V AGM, GEL, Deep Cycle, WET, MF batteries includes two high quality internal batteries (2 x 45Ah).

- Input 12VDC (2-10A)
- Output 12/24VDC
- 2 x 45Ah AGM internal batteries
- Protected to IP21
- Cable length 1.77m
- Overcharge, short circuit and reverse polarity protection
- L 393 x W 260 x H 884mm
- UKCA, CE Approved
- 38.4Kg



| PART NO. | VOLTAGE | START CURRENT | PEAK AMP | QTY |
|----------|---------|---------------|----------|-----|
| 0-649-80 | 12V | 2000A | 9000A | 1 |
| | 24V | 1000A | 4500A | |

ELECTRIC VEHICLES

DURITE EV RANGE

“

Quality essentials for your Electric Vehicles

”

EV TYPE 2 CHARGER WITH UK 3-PIN PLUG



EV only product



Type 2 Charger with UK 3-Pin plug allows you to charge your vehicle anywhere with Mains power. With an adjustable 6-13A output it can be used to charge any electric vehicles with type 2 charging point and Li-ion battery.

- 110-230V AC, 3.6KW
- Rated current 6A, 8A, 10A & 13A
- LED display control box; Temp, charging time, voltage, current & power
- Protected against short circuit, over/under frequency, over current, leakage current, over temp, overload, over/under voltage and offers ground protection
- Control box protected to IP67. Type 2 connector protected to IP54
- 5m cable
- 2.3Kg
- IEC 62752, IEC 61851 UKCA, CE, RoHS, REACH Approved

| PART NO. | DESCRIPTION | QTY |
|----------|-------------------|-----|
| 0-648-75 | EV type 2 charger | 1 |

SINGLE PHASE EV TYPE 2 EXTENSION CABLE



EV only product



- 5 metre type 2 extension cable
- Single Phase 110-230VAC
- Protected to IP54
- UKCA, CE, RoHS Approved, IEC62196-1 2014, EC62196-2 2017

| PART NO. | DESCRIPTION | QTY |
|----------|------------------|-----|
| 0-731-16 | 16A single phase | 1 |
| 0-731-32 | 32A single phase | 1 |

THREE PHASE EV TYPE 2 EXTENSION CABLE



EV only product



- 5 metre type 2 extension cable
- Three Phase 480VAC
- Protected to IP54
- UKCA, CE, RoHS Approved, IEC62196-1 2014, EC62196-2 2017

| PART NO. | DESCRIPTION | QTY |
|----------|-----------------|-----|
| 0-731-17 | 16A three phase | 1 |
| 0-731-33 | 32A three phase | 1 |

BATTERY CHARGERS

BENCH BATTERY CHARGERS | FIXED OUTPUT

6/12V 1A BATTERY CHARGER/MAINTAINER

- Charging 6/12V lead-acid battery only
- Input AC 100V-240V
- Rated current 1A
- Output max 7.2V DC/14.4V DC
- 3 stage charging
- L 125 x 690 x W 720mm
- CE approved



Suitable for
6 or 12V
vehicles

| PART NO. | DESCRIPTION | QTY |
|----------|-------------|-----|
| 0-647-31 | 1A | 1 |

6/12V 4A OR 6.5A BATTERY CHARGER/MAINTAINER



9 stage
charging

- 6/12V
- Input AC 100V-240V Lead-Acid battery, AGM and Li-Phosphate battery only
- Rated current 4A or 6.5A
- Protected to IP65
- CE approved

Li-phosphate charger.

| PART NO. | DESCRIPTION | QTY |
|----------|-------------------------------|-----|
| 0-647-34 | 4A - L 219 x H 53 x W 90mm | 1 |
| 0-647-36 | 6.5A - L 250 x H 65 x W 111mm | 1 |

12/24V 12A BATTERY CHARGER/MAINTAINER



Suitable for
12 or 24V
vehicles

Charging and maintenance for 12/24V normal lead-acid, maintenance-free lead-acid, AGM, GEL and 12V Li-phosphate battery.

- 12/24V Battery 12A
- Input AC 100V-240V
- 9 stage charging
- L 219 x H 123 x W 199mm
- CE approved

Li-Phosphate charger.

| PART NO. | DESCRIPTION | QTY |
|----------|-------------|-----|
| 0-647-42 | 12A | 1 |

12V OR 24V AUTOMATIC AUTOMOTIVE BATTERY CHARGER

- For all lead/acid batteries, including sealed for life, gel and maintenance free
- Features: micro chip controlled three stage charging, allowing the charger to be left permanently connected without harming the battery
- On/off switch, detachable wall-mount brackets, supplied with crocodile clips and leads

| PART NO. | DESCRIPTION | QTY |
|----------|---|-----|
| 0-647-06 | 12V, 6A | 1 |
| 0-647-10 | 12V, 10A | 1 |
| 0-647-55 | 24V, 5A | 1 |
| 0-647-20 | 12V, 20A, input 100 - 240VAC, 50 - 60Hz | 1 |
| 0-647-60 | 24V, 10A, input 100 - 240VAC, 50 - 60Hz | 1 |



Durite Battery Chargers & Maintenance range includes jump packs, smart chargers, our own designed battery hydrometers, voltage & battery testers.

PLUG TYPE BATTERY CHARGERS & LEAD SET

AUTOMATIC AUTOMOTIVE BATTERY CHARGERS



- For all lead/acid batteries, including sealed for life, gel and maintenance free
- Features: micro chip controlled three stage charging, allowing the charger to be left permanently connected without harming the battery
- Supplied with crocodile clip and leads
- Input 100-240VAC, 50-60Hz

| PART NO. | DESCRIPTION | QTY |
|----------|-------------|-----|
| 0-647-02 | 12V, 2.7A | 1 |
| 0-647-04 | 24V, 1.5A | 1 |

LEAD SET



- DC cord AWG 20 x 1750mm
- One end with 2-pin plug the other with ring terminals, cigarette lighter/DIN plug or crocodile clips
- Compatible with 0-647-02/03/04, 0-647-06/10/55

🔧 Item shown 0-647-96.

| PART NO. | DESCRIPTION | QTY |
|----------|---------------------------------|-----|
| 0-647-96 | With 6.00mm ring terminals | 1 |
| 0-647-97 | With cigarette lighter/DIN plug | 1 |
| 0-647-99 | With crocodile clips | 1 |
| 0-647-98 | With 8.00mm ring terminals | 1 |

BATTERY TESTERS

ELECTRONIC TESTERS

DIGITAL BATTERY TESTER

- 12/24V
- Start/charge analyser
- LCD display
- Microprocessor controlled
- Suitable for lead-acid automotive batteries
- Voltage tolerance +/- 3%
- CCA tolerance +/- 5%

Suitable for CCA Capacity:
SAE 100 to 1700
DIN 100 to 1000
IEC 100 to 1000
EN 100 to 1700



| PART NO. | DESCRIPTION | QTY |
|----------|-------------|-----|
| 0-524-74 | 12/24V | 1 |

ELECTRONIC BATTERY TESTER



Internal printer

- 12/24V
- Start/charge analyser
- LCD display
- Microprocessor controlled
- Suitable for lead-acid automotive batteries
- Built in 37mm thermal printer
- Voltage tolerance +/- 3%
- CCA tolerance +/- 5%

Suitable for CCA Capacity:
SAE 100 to 1700
DIN 100 to 1000
IEC 100 to 1000
EN 100 to 1700



| PART NO. | DESCRIPTION | QTY |
|----------|------------------------------|-----|
| 0-524-73 | 12/24V with internal printer | 1 |
| 0-524-98 | Replacement paper rolls | 1 |



DISCHARGE TESTERS

12V DISCHARGE TESTER FOR LEAD-ACID AUTOMOTIVE BATTERIES

Selectable load setting 125A or 250A, and an automatic 10 second test period indicator.

| PART NO. | DESCRIPTION | QTY |
|----------|-------------|-----|
| 0-524-00 | 25A/250A | 1 |



BATTERY HYDROMETERS

POPULAR HYDROMETER

'Popular', designed for the smaller automotive lead acid battery, functioning with less than 10cc of electrolyte.

Ministry ref. 6630.99.957.5058
 Specific gravity range: 1.150 - 1.350°
 Accuracy tolerance: ± 0.010° SG

| PART NO. | DESCRIPTION | QTY |
|----------|-------------|-----|
| 0-059-00 | Hydrometer | 1 |
| 0-059-02 | Bulb | 1 |
| 0-059-06 | Float | 1 |
| 0-059-10 | Jacket | 1 |
| 0-059-19 | Spout | 1 |



HEAVY-DUTY HYDROMETER


'Heavy-duty', designed for large automotive lead acid batteries.

Specific gravity range: 1.100 - 1.400°
 Accuracy tolerance: ± 0.010° SG

| PART NO. | DESCRIPTION | QTY |
|----------|-------------|-----|
| 0-060-00 | Hydrometer | 1 |
| 0-060-02 | Bulb | 1 |
| 0-060-06 | Float | 1 |
| 0-060-10 | Jacket | 1 |
| 0-060-19 | Spout | 1 |



WE'RE ON SOCIAL MEDIA FOLLOW US @DURITELIMITED



BATTERY MAINTENANCE EQUIPMENT

BOX, CLAMPS & CARRIERS

BATTERY BOX



Black PP comes with webbing tie down.

| PART NO. | | DESCRIPTION | QTY |
|----------|-------------|-------------------------|-----|
| 0-087-40 | Small | W 180 x L 275 x H 200mm | 1 |
| 0-087-45 | Large | W 185 x L 325 x H 200mm | 1 |
| 0-087-55 | Extra large | W 230 x L 450 x H 310mm | 1 |

TWO ARM BATTERY CARRIER



- Acid-resisting Balata belt, 25mm wide
- With quick-fix grips to fit terminal posts
- Hooks for flat battery posts

| PART NO. | DESCRIPTION | QTY |
|----------|-----------------|-----|
| 0-226-00 | Battery carrier | 1 |

BATTERY HOLD DOWN CLAMP



- Punched angle bracket 380mm and two threaded J bolts
- 300mm with wing nuts
- Tin plated
- Adjusts to fit all popular sizes of battery

| PART NO. | DESCRIPTION | QTY |
|----------|-------------------------|-----|
| 0-087-75 | Battery hold down clamp | 1 |

BATTERY FILLERS, PUMPS & ACCESSORIES

STANDARD BATTERY POSTS & TERMINALS BRUSH



Brush for cleaning standard battery posts & terminals.

| PART NO. | DESCRIPTION | QTY |
|----------|-------------|-----|
| 0-314-50 | Brush | 1 |

WIRE BRUSH WITH HARDWOOD HANDLE

3 rows of 35mm long steel bristles.



| PART NO. | DESCRIPTION | QTY |
|----------|-------------|-----|
| 0-314-00 | Wire brush | 1 |

AUTOMATIC BATTERY FILLER



- Dispenses distilled water
- Automatically stops when the correct level of electrolyte is reached in each battery cell
- 1 litre capacity

| PART NO. | DESCRIPTION | QTY |
|----------|----------------|-----|
| 0-149-50 | Battery filler | 1 |

10

WORKSHOP & TEST EQUIPMENT



| | |
|-------------------------------|------------|
| INSPECTION LAMPS | 284 |
| WIRING TOOLS | 288 |
| TEST EQUIPMENT | 293 |
| SOLDERING | 295 |
| WORKSHOP POWER..... | 297 |

**TRADITIONAL
& SPECIALIST WIRING
TOOLS & WORKSHOP
LIGHTING.**



INSPECTION LAMPS

1200 LUMENS UNDER BONNET LAMP

NEW



Rechargeable Lightweight 10W COB LED Under Bonnet Lamp with adjustable body and handles, c brightness, hooks, magnets & type-C USB charging port.

- 10W, 3.7V 4,000mAh Li-ion battery
- 1,200 Lumens; 80-1200LM dimmer switch
- Up to 15 hours work time
- Handles rotate 180°, body rotates 360°
- 2 hooks & magnetic ends
- Protected to IP54
- UKCA, CE & RoHS approved

| PART NO. | DESCRIPTION | QTY |
|----------|-------------------|-----|
| 0-542-02 | Under bonnet lamp | 1 |

RECHARGEABLE COB LED INSPECTION LAMP WITH AUX TYRE PRESSURE GAUGE

NEW



LED IP20 180LM

- 2W, 3.7V, 500mAh Li-ion battery
- Tyre pressure can be read in PSI, BAR, KPA, KG/CM²
- 3 light outputs; top, main 50 & 100%
- LCD screen, belt clip and side magnet
- 2 hours run time, fast charge in only 40 minutes
- Protected to IP20
- L 170 x W 20 x D 30mm
- UKCA, CE and RoHS approved

| PART NO. | DESCRIPTION | QTY |
|----------|--|-----|
| 0-699-90 | 2W inspection lamp with pressure gauge | 1 |


2000 LUMENS HEAVY-DUTY INSPECTION LAMP



LED IP54 2000LM

- 16W, Li-ion 3.7V 5200mAh battery
- COB LED inspection lamp
- Magnetic base/back, hook, 90° fold & 360° twist bottom
- 3 light outputs: top, main 50% & 100%
- 2000 lumens, top light 120 lumens
- Battery state-of-charge indicator
- Plug jack UK charger
- Protected to IP54, IK06
- CE, RoHS approved

| PART NO. | DESCRIPTION | QTY |
|----------|----------------------------|-----|
| 0-699-63 | Heavy-duty inspection lamp | 1 |



WORKSHOP TOOLS & TEST EQUIPMENT WORKSHOP TOOLS INSPECTION LAMPS

DUAL RECHARGEABLE LED INSPECTION LAMP

LED IP52 1000LM

- 10W, 3.7V 4400mAh Li-ion battery
- Strong magnet & hook
- 120° folding design
- 1000 lumens. Spot light 150 lumens
- 3 light outputs: top, 1 side, both sides
- Battery state-of-charge indicator
- Micro USB charging cable & charger
- Protected to IP52, IK08
- UKCA

| PART NO. | DESCRIPTION | QTY |
|----------|--------------------------|-----|
| 0-699-62 | Dual LED Inspection lamp | 1 |
| 0-699-92 | UK charger | 1 |



WIRELESS CHARGING INSPECTION LAMPS

LED IP68 500LM

- 5W, 3.7V 2600mAh Li-ion battery
- Strong magnet base & hook
- 120° folding design
- 500 lumens. Spot light 300 lumens
- Dimming function 55-500 lumens
- Battery state-of-charge indicator
- Wireless charging pad
- Protected to IP68, IK09
- UKCA, CE, RoHS approved

| PART NO. | DESCRIPTION | QTY |
|----------|---------------------------------------|-----|
| 0-699-40 | 5W Wireless charging inspection lamp | 1 |
| 0-699-41 | 3W Wireless charging inspection lamp | 1 |
| 0-699-91 | UK 3-PIN type C wireless charging pad | 1 |



CORDLESS FOLDABLE BASE INSPECTION LAMP

LED IP44 300LM

- 3W, 3.7V 1800mAh Li-ion battery
- Magnet & 108° folding base
- 300 lumens. Top light 20 lumens
- 3 lighting settings: top, main 50% & 100%
- Battery state-of-charge indicator
- Micro USB charging cable
- Protected to IP44
- CE, RoHS approved



| PART NO. | DESCRIPTION | QTY |
|----------|----------------------------------|-----|
| 0-699-64 | COB LED foldable inspection lamp | 1 |

RECHARGEABLE LED COB INSPECTION LAMP

LED IP54 600LM

- 7W, 3.7V, 2600mAh Li-ion battery
- Main light 600 lumens. Top light 120 lumens
- 5 Battery state indicator LEDs
- Magnetic 360° swivel base & hook
- Battery lasts up to 16.5 hours, up to 4 hours recharge time
- CE, RoHS approved



| PART NO. | DESCRIPTION | QTY |
|----------|-------------------|-----|
| 0-699-86 | LED lamp | 1 |
| 0-699-95 | Euro plug charger | 1 |

WORKSHOP TOOLS & TEST EQUIPMENT WORKSHOP TOOLS INSPECTION LAMPS

MINI INSPECTION LAMP



LED IP20 220LM

- 2W Li-ion 3.7V 2200mAh battery
- COB LED inspection lamp with magnet and hook
- 220 lumens
- USB direct charging
- Protected to IP20
- L 48.6 x W 36.7 x H 160mm
- CE Approved



| PART NO. | DESCRIPTION | QTY |
|----------|----------------------|-----|
| 0-699-74 | Mini inspection lamp | 1 |

LED RECHARGEABLE 2 MAGNETS & 2 HOOKS LAMP



LED IP20 300LM

- 3W, Li-ion 3.7V 1800mAh battery
- COB LED inspection lamp with 2 magnets and 2 hooks on back
- 300 lumens
- 2 light output modes: low or high
- USB cable
- Protected to IP20
- L 280 x W 56 x H 35mm
- CE approved



| PART NO. | DESCRIPTION | QTY |
|----------|------------------------------|-----|
| 0-699-68 | Rechargeable inspection lamp | 1 |

LED RECHARGEABLE INSPECTION LAMP WITH TOP LED



LED IP20 300LM

- 3W Li-ion 3.7V 1800mAh battery
- COB LED inspection lamp with telescopic body, strong magnet and hook
- 300 lumens
- 2 light output modes: low, high
- USB cable
- L 194 x W 43 x H 32mm
- CE approved



| PART NO. | DESCRIPTION | QTY |
|----------|------------------------------|-----|
| 0-699-67 | Rechargeable inspection lamp | 1 |

CORDLESS COB FOLDABLE INSPECTION LAMP



LED IP54 600LM

- 5W, 3.7V 2600mAh Li-ion battery
- Powerful magnet & swivel
- 120° folding design
- 600 lumens. Top light 120 lumens
- 3 lighting settings: top, main 50% & 100%
- Battery state-of-charge indicator
- USB charging cable & UK plug
- Protected to IP54, IK07
- CE, RoHS approved

| PART NO. | DESCRIPTION | QTY |
|----------|----------------------------------|-----|
| 0-699-72 | COB LED foldable inspection lamp | 1 |



LOOKING FOR A MAGNETIC LAMP WITH HANDLE?

See page 78.

WORKSHOP TOOLS & TEST EQUIPMENT WORKSHOP TOOLS INSPECTION LAMPS

RECHARGEABLE LED HEAD TORCH



3 light modes



LED IP54 200LM

- 2W, 3.7V 600mAh Li-ion battery
- COB LED head torch with 10CM smart motion sensor
- Strong belt with non-skid grip
- 200 lumens
- 3 light modes - high, eco and sense
- Full charging time of up to 2.5 hours
- USB cable with 230V UK charger
- Protected to IP54, IK07
- CE, RoHS approved

| PART NO. | DESCRIPTION | QTY |
|----------|-------------------|-----|
| 0-699-61 | 2W LED head torch | 1 |

MOTION SENSOR LED HEAD TORCH



LED IP54 350LM

- 3W, 3.7V 1200mAh Li-ion battery
- COB LED head torch with motion sensor
- COB 350 or 150 lumens
- Torch 150 or 60 lumens
- Full charging time of up to 2.5 hours
- Protected to IP54
- Up to 8 hours run time
- L 300 x W 32 x H 20mm
- UKCA, CE, RoHS

| PART NO. | DESCRIPTION | QTY |
|----------|-------------------|-----|
| 0-699-59 | 3W LED head torch | 1 |



REQUIRE A COUNTER STAND TO DISPLAY YOUR INSPECTION LAMPS? Order *STAND17*.



AIR COMPRESSOR

12V PORTABLE TWIN PISTON AIR COMPRESSOR

- 150 PSI max inflation
- Product size: 20 x 24.5 x 9.5cm
- Max voltage: 13.8V. Max Amperage: 23A
- Output volume: 65L/pm, Inflates ordinary car tyre in 3 minutes (>30 PSI)
Max duty cycle: 40 minutes
- 2.5m battery cord with clamp
- 2 nozzle adapters and 1 sports needle
- Comes with robust carry case
- 5m PU retractable cable and 25cm rubber hose with pressure gauge



| PART NO. | DESCRIPTION | QTY |
|----------|--------------------|-----|
| 0-674-00 | 12V Air compressor | 1 |

WIRING TOOLS

TOOL BOX


DURITE RED TOOL CABINET



- 400 piece auto repair cabinet trolley
- 7 slide open draws with 6 trays of tools
- L 810 x W 490 x H 950mm

| PART NO. | DESCRIPTION | QTY |
|----------|-------------|-----|
| TOOLBOX1 | Tool box | 1 |

NEW



Tray 1

Tray 1 - 98Pcs

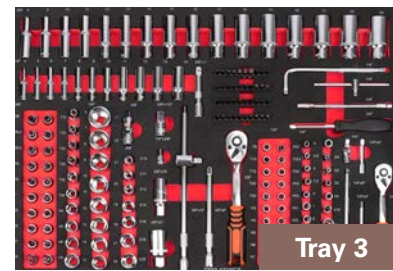
1/2" Dr. Shallow Sockets, 1/2" Dr. Deep Sockets, 1/2" Dr. E Sockets, 1/2" Dr. Bit Sockets, 1/2" Dr. Universal Joint, 3/8" Dr. Spark Plug Socket, 1/2" Dr. Spark Plug Sockets, 1/2" Dr. 3-way Adapter, 1/2" Dr. Extension Bar, 1/2" Dr. Bent Bar, 1/2" Dr. 72 teeth Ratchet Handle, 1/2" Dr. Tyre Socket, 1/2" Dr. Bit Holder, 1/2" Dr. Tools Sockets, Adapter, 1/2" Dr. S2 Bit (8mm x 30mm)



Tray 2

Tray 2 - 34Pcs


S2 Allen Key, S2 Tors Allen Key, Auto Electrical Tester, Adjustable Pre-set Torque Wrench, Vernier Caliper, Filter Wrench With 3 Legs, LED Hand lamp, Utility Knife, Wood Handle Hammer, Wood Handle Hammer, Air Gun, Precision Pick and Hook Set, 1/2 Dr. Bit Socket (125mm L, S2, T52)



Tray 3

Tray 3 - 168Pcs


3/8" Dr. Shallow Sockets, 3/8" Dr. Deep Sockets, 3/8" Dr. Bit Socket, 3/8" Dr. E Sockets, 3/8" Dr. Extension Bar, 3/8" Dr. 3-ways Adapter, 3/8" Dr. Universal Socket, 3/8" Dr. Adapter, 3/8" Dr. 72teeth Ratchet Handle, 1/4" Dr. Shallow Sockets, 1/4" Dr. Deep Sockets, 1/4" Dr. Bit Sockets, 1/4" Dr. E Socket, 1/4" S2 Bit, 1/4" Dr. Universal Socket, 1/4" Dr. Bit Holder, 1/4" Dr. Bent Bar, 1/4" Dr. Sliding Bar, 1/4" Dr. Extension Bar, 1/4" Dr. Flexible Extension Bar, 1/4" Dr. Spinner Handle, 1/4" Dr. 72 teeth Ratchet Handle



Tray 4

Tray 4 - 38Pcs


Combination Spanner, Double Offset Ring Spanner, Double Open-End Spanner, Combination Ratchet Spanner, Flare Nut Wrench, 12" Adjustable Wrench



Tray 5

Tray 5 - 25Pcs

Circle Pliers 175mm, 6" Needle Nose Pliers, 6" Diagonal Cutting Pliers, 8" Combination Pliers, 10" Locking Pliers, 8" Slip-Joint Pliers, Break Screw Extractor, Screwdriver With Through Tang, Screwdriver



Tray 6

Tray 6 - 37Pcs

20PM Air Coupling, 1/4" Dr. Pneumatic Engraving Grinding Machine, 1/2" Dr. Heavy-Duty Pneumatic Ratchet Wrench, 1/2" Dr. Mini Pneumatic Impact Wrench, 1/2" Dr. Heavy-Duty L-Type Bent Bar, Outer 7-Sided Nut Sleeve, 1/2" Fx3/8" M Heavy-Duty Variable Head, 1/2" Fx3/4" M Heavy-Duty Variable Head, 1/2" Dr. Heavy-Duty Universal Joint, 1/2" Dr. Heavy-Duty Deep Sockets, 1/2" Dr. Heavy-Duty Sockets

CRIMPING TOOLS

CRIMPING TOOLS

Will also cut or strip six sizes of cable.



For the three sizes of pre-insulated terminals and ignition terminals.

| PART NO. | QTY |
|----------|-----|
| 0-702-00 | 1 |



For three sizes of un-insulated terminals and ignition terminals.

| PART NO. | QTY |
|----------|-----|
| 0-703-00 | 1 |



For the three sizes of pre-insulated terminals and ignition terminals.

| PART NO. | QTY |
|----------|-----|
| 0-702-10 | 1 |

RATCHET CRIMPING TOOLS

- The crimp must be complete before the tool ratchet can be released
- Pressure can be adjusted



| PART NO. | DESCRIPTION | QTY |
|----------|-----------------------------|-----|
| 0-702-50 | For pre-insulated terminals | 1 |
| 0-703-54 | For heat shrink terminals | 1 |



For medium to large un-insulated terminals.

| PART NO. | QTY |
|----------|-----|
| 0-703-50 | 1 |



For 'Econoseal' and 'Superseal' terminals, wire sizes 0.5 to 2.0mm².

| PART NO. | QTY |
|----------|-----|
| 0-703-51 | 1 |



For 'Junior PowerTimer' terminals, wire sizes 0.5 to 2.0mm².

| PART NO. | QTY |
|----------|-----|
| 0-703-52 | 1 |



For 'JuniorTimer' terminals, wire sizes 0.5 to 2.0mm².

| PART NO. | QTY |
|----------|-----|
| 0-703-53 | 1 |



For 4 sizes of un-insulated and tube terminals from 10mm² to 35mm² cable.

| PART NO. | QTY |
|----------|-----|
| 0-703-60 | 1 |

WORKSHOP TOOLS & TEST EQUIPMENT WIRING TOOLS CRIMPING TOOLS

9" PLUS QUICK CHANGE RATCHET CRIMPER KIT WITH DELPHI WEATHER PACK



- 47 piece ratchet crimper kit supplied in BMC
- Suitable for: Delphi weather pack terminals, Junior power timer contacts & Deutsch contacts

NEW

Kit includes;
 1 x 9" plus quick change ratchet crimper
 5 x Jaws (H6, H7, K7, L, L1)
 1 x 7" 4-way wire stripper
 Male receptacle terminals
 Female receptacle terminals
 Wire seals

| PART NO. | QTY |
|----------|-----|
| 0-703-30 | 1 |

Receptacle
Terminals

9" PLUS QUICK CHANGE RATCHET CRIMPER KIT WITH SUPERSEAL TERMINALS



- 47 piece ratchet crimper kit supplied in BMC
- Suitable for: 1.5 Superseal terminals, Junior power timer contacts & Deutsch contacts

NEW

Kit includes;
 1 x 9" plus quick change ratchet crimper
 5 x Jaws (H2, H3, K7, L, L1)
 1 x 7" 4-way wire stripper
 Male superseal terminals
 Female superseal terminals
 Wire seals

| PART NO. | QTY |
|----------|-----|
| 0-703-40 | 1 |

Superseal
Terminals

HEAVY-DUTY CRIMPING TOOL



Heavy-duty crimping tool, sprung loaded punch, crimping can be achieved in vice or with hammer. Suitable for our copper tube connectors up to cable CSA of 95mm².

| PART NO. | QTY |
|----------|-----|
| 0-703-90 | 1 |

HEAVY-DUTY HAND CRIMPING TOOLS



Large crimping tool for un-insulated and tube terminals. Adjustable crimp for 10mm² to 120mm² cable.

| PART NO. | QTY |
|----------|-----|
| 0-703-80 | 1 |



Heavy-duty crimping tool for un-insulated tube terminals. Creates hexagonal crimps for 10, 16, 20, 25, 40, 50, 60, 70 and 95mm² conductors. Tool length 660mm.

| PART NO. | QTY |
|----------|-----|
| 0-703-85 | 1 |

WORKSHOP TOOLS & TEST EQUIPMENT WIRING TOOLS CRIMPING TOOLS

CRIMPING TOOLS FOR BRASS NIPPLES

Snip-snap tool for inserting solder or crimp nipples into connectors.



| PART NO. | QTY |
|----------|-----|
| 0-004-00 | 1 |

Crimping tool for brass nipples.



| PART NO. | QTY |
|----------|-----|
| 0-004-50 | 1 |

DEUTSCH CRIMPING TOOL

Deutsch Crimping Tool for D-sub contacts, AWG12-20.




| PART NO. | QTY |
|----------|-----|
| 0-703-20 | 1 |

TERMINAL DEMOUNTING TOOLS

TERMINAL EXTRACTION TOOL SET

Terminal extraction tool set.

| PART NO. | QTY |
|----------|-----|
| 0-703-99 | 1 |



CABLE CUTTERS AND STRIPPERS

8" MULTI-FUNCTION CUTTER

Heavy-duty 8" Multi-function wire cutters
Stripper, crimper & cutter

- 56HRC cutting edge teeth
- 45° angled ergonomic handle
- Safety lock
- JIS420 J2 Stainless steel blades
- 10, 12, 14, 16, 18, 20, 22 AWG
- 6-4, 2.5-1.5, 0.5-0.3mm
- Crimper 0.5-16mm²
- RoHS

| PART NO. | QTY |
|----------|-----|
| 0-704-25 | 1 |




CABLE CUTTERS



Wire side cutters for automotive cables up to 10mm². For soft copper cable only. Spring loaded handles with soft touch insulated grips. 13mm jaw opening, 160mm long.

| PART NO. | QTY |
|----------|-----|
| 0-704-20 | 1 |



Heavy-duty wire side cutters for automotive cables up to 16mm². For soft copper cable only. Spring loaded handles with soft touch insulated grips. 22mm jaw opening, 200mm long.

| PART NO. | QTY |
|----------|-----|
| 0-704-21 | 1 |



Cable cutter for automotive cables up to 70mm². For soft copper cable only.

| PART NO. | QTY |
|----------|-----|
| 0-704-50 | 1 |



Cable cutter for automotive cables up to 100mm². For soft copper cable only.

| PART NO. | QTY |
|----------|-----|
| 0-704-55 | 1 |

CABLE STRIPPERS



Stripping tool for 6 cable sizes up to 5mm². Incorporates cable cutter.

| PART NO. | QTY |
|----------|-----|
| 0-704-05 | 1 |



Stripping tool for cable up to 4mm². Incorporates cable cutter and crimper.

| PART NO. | QTY |
|----------|-----|
| 0-704-00 | 1 |



Wire stripper/cutter.

| PART NO. | QTY |
|----------|-----|
| 0-704-10 | 1 |

RAPID WIRE STRIPPER



- For stranded or solid cable maximum size 2mm
- Self adjusting stripper blades with handle lock
- Nylon housing, steel blades
- Adjustable length stop indicator for 8 -12mm length stripping

| PART NO. | QTY |
|----------|-----|
| 0-704-15 | 1 |



TEST & MEASURING EQUIPMENT

MULTIMETER

HAND-HELD DIGITAL MULTIMETER

- Large LCD display for basic functions
- Powered by 2AAA batteries
- CE approved

DC volts.....0 - 500V
 AC volts.....250V/200V
 DC amps.....2mA - 10A
 Resistance Ω.....200Ω - 20MΩ
 Temperature °C.....-40 to 1000
 Diode test.....Yes
 Continuity buzzer.....Yes
 Low battery sign.....Yes
 Display.....3½ digit <1999
 Auto 'OFF'.....15 Minutes
 Ranging.....Manual
 LCD size.....15 x 48mm
 Dimensions.....133x77x36mm



| PART NO. | DESCRIPTION | QTY |
|----------|----------------------|-----|
| 0-798-00 | Multimeter | 1 |
| 0-798-96 | Replacement lead set | 1 |

AMMETERS / VOLTMETERS

VOLTMETER / AMMETER TEST SET



- For 6, 12 and 24V systems moving coil meters, voltmeter 0 to 50V ammeter -10 to 100A
- Supplied in a steel with leads and clips

| PART NO. | DESCRIPTION | QTY |
|----------|-----------------------|-----|
| 0-799-50 | Voltmeter / ammeter | 1 |
| 0-799-51 | Replacement voltmeter | 1 |
| 0-799-52 | Replacement ammeter | 1 |

INDUCTION AMMETER 30-0-30 AMPS



- Indicates approximate current and direction of flow when clipped to cables
- 57mm diameter

| PART NO. | DESCRIPTION | QTY |
|----------|-------------------|-----|
| 0-534-30 | Induction ammeter | 1 |
| 0-534-75 | 75-0-75A version | 1 |

DIAGNOSTICS

MEMORY SAVER TO FIT OBDII PLUG

- 12V memory saver
- Used to avoid the loss of memory during the battery replacement
- Clear LED indicators
- Low power warning when power is low
- Short circuit and polarity protection
- Fits OBDII sockets
- Supplied with crocodile clips and lead for 9V alkaline battery

| PART NO. | DESCRIPTION | QTY |
|----------|--------------|-----|
| 0-534-13 | Memory saver | 1 |



TESTERS

CIRCUIT & FUSE TESTERS

'ENERGY PROBE'



Energy probe for 12-48Vdc systems
Multi-functional auto-electrician's
circuit testing tool with LCD display.

- Voltmeter
- Tests DC polarity
- Tests circuit continuity
- Energises or powers components
- Indicates HT pulses, peak voltage
- RPM calculation

| PART NO. | DESCRIPTION | QTY |
|----------|--------------|-----|
| 0-534-70 | Energy probe | 1 |

HAND-HELD CIRCUIT TESTER



- Detects voltages between 6-24V
- The probe gives easy access to circuits and connectors
- Supplied with 24V bulb and a 1.5 metre lead with clip
- AC mains or high voltages will destroy this tester

| PART NO. | DESCRIPTION | QTY |
|----------|----------------|-----|
| 0-534-26 | Circuit tester | 1 |

FUSE TESTER PULLER



- Tests different size fuses
- LED light helps identify working fuses
- Tweezer end helps pull out faulty fuse

| PART NO. | DESCRIPTION | QTY |
|----------|--------------------|-----|
| 0-534-29 | Fuse tester puller | 1 |

SOCKET TESTER

MULTI-FUNCTION SOCKET TESTER



- 12V or 24V Multi Function Truck & Trailer Socket Tester
- Test individual functions in a socket; continuous current, charging current from ignition, left & right turning signal, left & right parking light, brake light, fog light & reversing light
- Wireless control box with internal rechargeable Li-ion battery 20Ah 3.7V, (74 Wh)
- Bluetooth 2.4GHz hand-held tester
- Wireless range of up to 12m
- LCD indicates voltage and amp current
- Supplied with 7/13-PIN adaptor cable and BS1363 UK 3-PIN charger plug in a BMC
- UKCA CE

Add 0-534-91 to test 24V tractor units.

| PART NO. | DESCRIPTION | QTY |
|----------|---------------|-----|
| 0-534-90 | Socket Tester | 1 |

NEW

24V 15-PIN ADAPTOR



- 12V 13-PIN Female to 24V 15-PIN male and female
 - Max load 150W
1. 12V 13-PIN Female
 2. 24V 15-PIN socket to ISO12098
 3. 24V 15-PIN plug to ISO12098

Use with 0-534-90 to test 24V vehicles.

| PART NO. | DESCRIPTION | QTY |
|----------|----------------|-----|
| 0-534-91 | 15-PIN adaptor | 1 |

NEW

SOLDERING SOLDER

WOOD RESIN CORED SOLDER

ISO 12224-1 and ISO 9453, 60% tin, 40% lead.

- 18 SWG (1.25mm), 0.5kg



| PART NO. | DESCRIPTION | QTY |
|----------|-------------|-----|
| 0-455-58 | 18 SWG | 1 |

WOOD RESIN CORED SOLDER

ISO 12224-1 and ISO 9453, 40% tin, 60% lead.

| PART NO. | DESCRIPTION | QTY |
|----------|------------------------|-----|
| 0-455-18 | 18 SWG (1.25mm), 0.5kg | 1 |
| 0-455-00 | 13 SWG (2.50mm), 0.5kg | 1 |
| 0-460-00 | 13 SWG (2.50mm), 2.5kg | 1 |
| 0-470-00 | 18 SWG (1.25mm), 1.8m | 1 |



WOOD RESIN CORED LEAD-FREE SOLDER

ISO 12224-1 and ISO 9453.

| PART NO. | DESCRIPTION | QTY |
|----------|--|-----|
| 0-455-63 | 13 SWG (2.50mm), 97% tin 3%, copper, 0.5kg | 1 |
| 0-455-68 | 20 SWG (1.0mm), 97% tin, 3% copper, 0.5kg | 1 |



WOOD RESIN CORED LEAD-FREE SOLDER

ISO 12224-1 and ISO 9453, 96.5% tin, 3.0% silver 0.5% copper.

- 18 SWG (1.25mm), 0.5kg

| PART NO. | DESCRIPTION | QTY |
|----------|-------------|-----|
| 0-470-68 | 18 SWG | 1 |



BLOWPIPE SOLDER

BS219, grade D, 30% tin, 70% lead

- Approximately 560mm long sticks

| PART NO. | DESCRIPTION | QTY |
|----------|-----------------|-----|
| 0-469-00 | Blowpipe solder | 10 |



TINMANS SOLDER

BS219, grade D, 30% tin, 70% lead

- Approximately 350mm long sticks

| PART NO. | DESCRIPTION | QTY |
|----------|----------------|-----|
| 0-468-00 | Tinmans solder | 5 |



SIGN UP TO DURITE'S E-NEWS FOR THE LATEST PRODUCT, INDUSTRY & REGULATORY NEWS. WWW.DURITE.CO.UK



SOLDERING ACCESSORIES


"FLUXRITE" SOLDERING PASTE



Contains zinc and ammonium chlorides in petroleum grease - 100g.

| PART NO. | DESCRIPTION | QTY |
|----------|-----------------|-----|
| 0-613-00 | Soldering paste | 1 |

"BAKER'S" NO 3" SOLDERING FLUID



Contains zinc and ammonium chlorides in a water base.

| PART NO. | TYPE | QTY |
|----------|--------------|-----|
| 0-620-00 | 125ml bottle | 1 |
| 0-664-25 | 250ml bottle | 1 |

FLUX FOR ALUMINIUM/COPPER



Flux for soldering aluminium or copper, type "Aluflux". 150g.

| PART NO. | DESCRIPTION | QTY |
|----------|----------------|-----|
| 0-620-01 | Soldering flux | 1 |

SOLDERING IRONS

Conforms to BS EN60/335 and BS EN60/335-2.45. With moulded thermo-plastic handles designed for comfort and grip.

The tips are nickel-plated solid copper and mains leads are made to BS 6500 with a strain relief to protect the lead where it enters the handle.

MAGNASTAT TEMPERATURE CONTROLLED



- 230V, 100W
- Maintains a tip temperature of 370°C
- Conforms to 89/336/EEC & 73/23/EEC
- CE approved

| PART NO. | DESCRIPTION | QTY |
|----------|------------------------|-----|
| 0-450-10 | Soldering iron | 1 |
| 0-450-11 | Replacement copper tip | 1 |



- 230V, 200W
- Maintains a tip temperature of 370°C
- Conforms to 89/336/EEC & 73/23/EEC
- CE approved

| PART NO. | DESCRIPTION | QTY |
|----------|------------------------|-----|
| 0-450-20 | Soldering iron | 1 |
| 0-450-21 | Replacement copper tip | 1 |

SELF-IGNITING BUTANE 'PYROPEN'



- Temperature controlled by adjusting gas flow
- Heat up time 30 seconds
- Approximately 1 hour operation per charge of gas
- Supplied with hot blow nozzle, for small heat shrink applications, and protective cap

| PART NO. | DESCRIPTION | QTY |
|----------|----------------|-----|
| 0-450-70 | Soldering iron | 1 |

HEAVY-DUTY SELF-IGNITING BUTANE 'PYROPEN'



- Temperature controlled by adjusting gas flow
- Heat up time 30 seconds
- Approximately 3 hours operation per charge of gas
- Supplied with hot blow nozzle for heat shrink applications, torch ejector for small hard soldering tasks, and protective cap

| PART NO. | DESCRIPTION | QTY |
|----------|------------------------|-----|
| 0-450-80 | Soldering iron | 1 |
| 0-450-81 | Replacement copper tip | 1 |

WORKSHOP TOOLS & TEST EQUIPMENT WORKSHOP POWER PLUGS & SOCKETS

BLOW TORCH

BUTANE MICRO BLOW TORCH



Adjustable flame

Micro Torch with aluminium diamond cut metal handle, piezo auto-ignition, and adjustable hard/soft flames.

- Operating temperature of 900°
- Child-resistant safety lock
- Meet BS, US CPSC and CE Safety Standard and Certification and 26258"
- Compliance with ISO 9994: 2005 lighters safety specification
- L 110 x W 65 x H 150mm



| PART NO. | DESCRIPTION | QTY |
|----------|------------------|-----|
| 0-450-90 | Micro blow torch | 1 |

BUTANE LIGHTER/BLOW TORCH

- For low temperature soldering on 0-001-90 to 93 terminals and heat shrinking of terminals and heatshrink sleeving
- Refillable from standard butane gas lighter refill can



| PART NO. | DESCRIPTION | QTY |
|----------|--------------|-----|
| 0-450-99 | Butane torch | 1 |

WORKSHOP POWER PLUGS AND SOCKETS

16A PLUGS AND SOCKETS, TO BS4343. FOR OUTDOOR USE

| PART NO. | DESCRIPTION | QTY |
|----------|-----------------------------|-----|
| 0-684-19 | 230V blue trailing socket | 1 |
| 0-698-19 | 110V yellow trailing socket | 1 |



| PART NO. | DESCRIPTION | QTY |
|----------|------------------|-----|
| 0-684-16 | 230V blue plug | 1 |
| 0-698-16 | 110V yellow plug | 1 |



| PART NO. | DESCRIPTION | QTY |
|----------|------------------------------------|-----|
| 0-684-69 | 230V blue surface mounted socket | 1 |
| 0-698-69 | 110V yellow surface mounted socket | 1 |



| PART NO. | DESCRIPTION | QTY |
|----------|--------------------------------------|-----|
| 0-684-66 | 230V blue surface mounted plug | 1 |
| 0-698-68 | 16A 110V yellow panel mounted socket | 1 |



FOR MORE INFORMATION, VISIT WWW.DURITE.CO.UK OR CONTACT SALES@DURITE.CO.UK

WORKSHOP TOOLS & TEST EQUIPMENT WORKSHOP POWER

PLUG TOPS WITH SLEEVED PINS & 13A FUSE

Approved to BS 1363/A and ASTA/BSI.



🔧 See page 200 for main fuses.

| PART NO. | DESCRIPTION | QTY | PART NO. | DESCRIPTION | QTY |
|----------|----------------------|-----|----------|----------------------|-----|
| 0-698-01 | White moulded rubber | 20 | 0-698-18 | Black moulded rubber | 10 |
| 5-698-01 | White moulded rubber | 1 | 5-698-18 | Black moulded rubber | 1 |

POWER SUPPLIES

BENCH POWER SUPPLY UNITS

- Designed to produce a stable voltage supply for work shop bench testing
- Input 100-240vac, 50 - 60Hz



| PART NO. | DESCRIPTION | QTY |
|----------|-------------|-----|
| 0-649-10 | 12V 10A | 1 |

POWER PACK CONVERTER

- 230V to 12V DC
- 12V 7A, 84W
- Supplied with 12V DC cigarette plug socket and UK AC plug cord
- Over Voltage/Current/ Temperature Protection



| PART NO. | DESCRIPTION | QTY |
|----------|-------------|-----|
| 0-649-07 | 12V 7A | 1 |

CABLE REELS

RETRACTABLE CABLE REEL



- Fitted with 7 + 1 metres of 2 core 1mm² 10A PVC insulated mains cable
- Incorporates circuit breaker protection
- Extends with a ratchet stop at every 500mm and has spring assisted rewind
- Protected to IP42
- CE approved

| PART NO. | DESCRIPTION | QTY |
|----------|------------------------|-----|
| 0-718-08 | Retractable cable reel | 1 |

25M EXTENSION REEL



- 25 metres of 1.5mm², 15A, 3 core cable
- 16A 230V mains plug
- Two 16A 230V socket outlets to BS4343

| PART NO. | DESCRIPTION | QTY |
|----------|-------------|-----|
| 0-684-25 | 25m | 1 |

25M EXTENSION REEL



- 25 metres of 1.5mm², 15A, 3 core cable
- 16 amp 110V mains plug
- Two 16A 110V socket outlets to BS/EN60309-2

| PART NO. | DESCRIPTION | QTY |
|----------|-------------|-----|
| 0-698-25 | 25m | 1 |

INDEX

ALPHABETICAL & NUMERICAL

ALPHABETICAL INDEX

A

| | |
|---------------------------------------|----------|
| Adhesive tape..... | 188, 189 |
| Aerials | 255, 256 |
| Aftermarket blade fuses..... | 197, 198 |
| AI cameras | 10–14 |
| Air compressor..... | 287 |
| Air horns | 253, 254 |
| Air switches | 125 |
| Alarms | 32–34 |
| Alarm timer relay & switch..... | 50 |
| Amber lens LED light bars | 63 |
| Ammeters / voltmeters | 293 |
| Angled scene lights | 86, 87 |
| Anti-corrosive compound..... | 161 |
| Arc forklift lamp | 84 |
| Arrow LED forklift lamps..... | 85 |
| Assorted connector boxes..... | 210 |
| Assorted copper tube boxes | 212 |
| Assorted fuse kits..... | 211, 212 |
| Assorted grommets..... | 210 |
| Assorted heatshrink boxes..... | 211 |
| Assorted pre-insulated terminals..... | 209 |
| Assortment boxes..... | 209–212 |
| Assortment kits stand | 212 |
| Auxiliary driving lamps..... | 81 |
| Awning lights | 94 |

B

| | |
|--------------------------------------|---------|
| Back up alarms | 32–34 |
| Banksman light..... | 93 |
| Batten roof lamp | 90 |
| Battery box, clamps & carriers | 282 |
| Battery chargers | 276–279 |

Battery chargers & maintenance.
See pages 273-282.

| | |
|-------------------------------|-----|
| Battery fillers & pumps | 282 |
| Battery hydrometers | 281 |

| | |
|------------------------------|------------|
| Battery isolators..... | 122–124 |
| Battery leads | 192 |
| Battery terminal covers..... | 161 |
| Battery terminals | 159–161 |
| Battery testers..... | 280, 281 |
| Beacons..... | 66, 61 |
| Bench battery chargers..... | 279 |
| Blade connectors | 177 |
| Blade fuse holders | 204–206 |
| Blade terminals | 168–170 |
| Blade type fuse box | 207 |
| Blind spot system | 11, 30, 31 |
| Blow torch..... | 297 |
| Bluetooth control box..... | 61 |
| Booster cables..... | 191 |
| Booster packs | 274, 275 |
| Brake light cameras | 40 |
| Brake light camera kits..... | 25 |
| Brass body connector | 158 |
| BSIS | 11 |
| Bulb beacons | 69 |
| Bulb holders | 112, 120 |
| Bulb light bars | 65 |
| 12V professional bulbs..... | 112, 113 |
| 24V professional bulbs..... | 113 |
| Bulbs..... | 112–119 |
| Bus bar | 179 |
| Butt splice connectors..... | 158 |
| Buzzer alarms | 34 |

C

| | |
|-----------------------------------|----------|
| Cable clips..... | 186, 187 |
| Cable cutters and strippers | 291, 292 |
| Cable management..... | 180–189 |
| Cable reels | 298 |
| Cables..... | 144–155 |
| Cable sleeving | 183–185 |
| Cable sockets..... | 158 |
| Cable ties and accessories..... | 186–189 |

Cable & wiring accessories.
See pages 143-212.

| | |
|-------------------------------|--------|
| Calibration mats..... | 13 |
| Camera monitor brackets | 47 |
| 360° camera systems | 12, 13 |
| 5" camera system | 24 |
| 7" camera systems | 22–24 |
| 9" camera system | 24 |
| Cameras | 37–40 |
| Canbus connector module..... | 31 |
| CCTV accessories | 47 |
| CCTV adaptors | 49 |
| CCTV cable | 48 |

CCTV kits & vehicle safety.
See pages 7–52.

| | |
|--|----------|
| CCTV monitoring kits | 22–27 |
| CCTV wireless aerials..... | 50 |
| Change-over switch..... | 124 |
| Change-over relays..... | 263–264 |
| Charging clips..... | 190 |
| Circuit, brake, fuse & socket testers.. | 294 |
| Circuit breakers | 202, 203 |
| Circuit breaker mounting blocks..... | 203 |
| Circuit protection | 195–212 |
| CLOCS compliant..... | 9 |
| Combined warning lights..... | 59 |
| 95mm commercial LED lamps | 104 |
| 140mm commercial LED lamps | 104 |
| Commercial LED rear lamps..... | 95–98 |
| Commercial wiper blades..... | 246 |
| Compact modified wave inverters..... | 214 |
| Compact sine wave inverters..... | 216 |
| Compliant kits - FORS, CLOCS & DVS.... | 8 |
| Connectors | 157 |
| Connectors & terminals | 157–178 |
| Continental box..... | 208 |
| Converters | 222–224 |
| Convuluted tubing | 180 |
| Convuluted tubing accessories... 181–183 | |
| Copper braids..... | 194 |
| Crimping tools..... | 289–291 |
| Crimp ring terminals..... | 171 |

ALPHABETICAL INDEX

Cut off relay 50

D

Dashboard gauges 242
 Dashboard switches 128
 Dash cameras 14, 15–17
 Delphi connectors 174
 Deutsch DT series connectors 176
 DIN spigots 69
 Diodes 201
 Direct vision standard (DVS) 8
 Discharge testers 281
 Dome cameras 38
 Door and foot switches 140
 Double insulated battery cables 153
 Double pole switches 123, 134, 136
 Downlighters 88
 Driving lamps 80–83
 Dual coloured LED beacon 68
 Durite Live DVR kits 20
 DVR accessories 49
 DVR kits 18–21
 DVR panic button 50
 DVRs 36
 DVS 8

E

Earth straps 193, 194
 Econoseal connectors 173
 Electric horns 252
 Electric vehicle chargers 278
 Electric vehicle power cables 156
 Electronic split chargers 227–228
 Electronic testers 280
 Emergency isolators 125

Equipment & accessories.

See pages 225–256.

Equipment diagnostics 293
 External switches 122, 123
 Extra heavy-duty make & break 267

F

Fans 254
 Female spade terminal heatshrink 164
 Flasher units 267–269
 Flashing beacons 69
 Flat twin core PVC auto cables... 148, 149
 Flexible Mains cable 154
 Flexible starter cables BS6862 152
 FORS & CLOCS 9
 Forward facing cameras 37
 Fuse holders 204–206
 Fuses 195–201
 Fuses boxes 207, 208

G

Gauges 238–242

Glass fuses 201
 Grommets 185

H

Handle work lamps 78
 Harness accessories & tape 188, 189
 Heavy-duty LED work lamps 77
 Heatshrink terminals 162–167, 209, 211
 Heatshrink tubing 183, 184
 HD hard drive DVR kits 18, 19
 Headlamp & auxiliary bulbs 112
 Headlamps 110
 Heavy-duty battery chargers 276
 Heavy-duty booster packs 276
 Heavy-duty cables 152, 153
 Heavy-duty modified wave inverters 215
 Heavy-duty sine wave inverters 217
 Heavy-duty work lamps 77
 High beam/position lamps 82
 High current connectors 157
 High current connector accessories... 157
 Horns 252–254

I

Ignition cables 154
 Ignition switches 126, 167
 Ignition terminals 172
 Individual vehicle lights 104, 105
 Industrial gauges 239
 In-line fuse holders 206
 Inspection lamps 284–287
 Integrated CCTV & DVR kits 21
 Interior/exterior lights 86–94
 Intermittent back up alarm 32
 Inverters 214–221
 IR Jack 36

J

Jcase type fuses 199
 Junction boxes 179
 Junior power terminals 173
 Junior power timer connectors 173
 Junior power timer terminals 173
 Junior timer connectors 173

L

Labcraft lighting 92–94
 LED bar work lamps 79–81
 LED beacons 66–69
 LED driving lamps 80–83
 LED fuse boxes and busbars 208
 LED light bars 62–65
 LED marker lamps 106–108
 LED modular rocker switches 128, 129
 LED rectangular work lamps 79
 LED reversing lamps 75, 76
 LED warning lights 54–61
 LED work lamps 70–83
 LED work lamps with ADR approval 74

LED work lamps with amber warning ..76
 Left turn speaker 33, 34
 Light bars 62–65

Lighting.

See pages 53–120.

Lighting brackets 83
 Linear Interior Lamps 90
 Line LED forklift lamp 84, 85
 Li-polymer booster packs 274, 275
 Low speed trigger module 31
 Lucas replica 208

M

Magnetic base rear combo lamps 99
 Magnetic base work lamps 71, 78
 Magnetic camera 47
 Mains type fuses 200
 Make & break relays 259–263
 Male spade terminals heatshrink 163
 Map light 91
 Marine switches 124
 Marine gauges 240, 241
 Marker lamps 106
 Marker lamps with ADR approval 106
 Mate n lock connectors 178
 Mcase+ type fuses 200
 Mega fuse holders 205
 Mega & midi type fuse box 206
 Mega type fuses 197, 198
 Metal ignition switches 126
 Metric battery terminals 160
 Micro change-over relays 265
 Micro make & break relays 259, 260
 Midi fuse holder 205
 Mini change-over relays 263, 264, 266
 Mini make & break relays 260–262
 Mirror monitor CCTV kits 25, 27
 Mirrors 35
 Modified wave inverters 214, 215
 Modified wave inverters specs 218, 219
 MOIS 10
 7" monitors 41–44
 5" monitors 42
 9" monitors 43
 12.3" monitor 43
 Monitor brackets 47
 Monitors 41–44
 Moving off information system 10
 Multicore cables - 3 core 150
 Multicore cables - 4 core 150
 Multicore cables - 5 core 150
 Multicore cables - 7 core 151
 Multicore cables - 8 core 151
 Multicore cables - 13 core 151
 Multi-frequency back up alarm 32
 Multi-function alarm 34
 Multimeters 293
 Multiple connectors 173–178

N

Nearside blind spot sensor kits 30, 31
 Number plate cameras 40
 Number plate CCTV Kits 26
 Number plate lamps 109

ALPHABETICAL INDEX

O

| | |
|-----------------------------|-----|
| Oil & fuel pumps | 256 |
| Other rocker switches | 130 |
| Outline marker lamps | 108 |
| Oval roof lamps | 89 |

P

| | |
|----------------------------------|----------|
| Packard timer connectors | 175 |
| Pal type fuses | 198, 199 |
| Panel mounted fuse holders | 206 |
| Panic button | 50 |
| PE/PVC connectors | 178 |
| PIR sensor interior lamp | 91 |
| Plastic ignition switches | 127 |
| Plugs and sockets | 297, 298 |
| Pole connectors | 157 |
| Power cables | 155 |

Power conversion.

See pages 213-224.

| | |
|-------------------------------------|----------|
| 2 positions switches | 132 |
| Power inverters | 214 |
| Power sockets | 231, 232 |
| Power supplies | 298 |
| Power transfer | 190 |
| Pre-insulated terminals | 162-167 |
| Pre-made push button controls | 141 |
| Programmable timer relays | 258 |
| Progressive safe system (PSS) | 8 |
| PSS | 8 |
| Push button controls | 141, 142 |
| Push button switches | 138, 139 |
| Push/pull switches | 139 |

R

| | |
|-------------------------------------|---------|
| R10 warning lights | 54 |
| R65 rotating beacons | 69 |
| R65 rotating light bars | 65 |
| R65 warning lights | 55-61 |
| 95mm rear lamp | 103 |
| 140mm rear lamp | 103 |
| Rear blind spot sensor kit | 31 |
| Rear cameras | 39 |
| Rear combo lamps - 3-function | 103 |
| Rear combo lamps - 4-function | 100-102 |
| Rear combo lamps - 5-function | 99, 100 |
| Rear combo lamps - 6-function | 97, 98 |
| Rear combo lamps - 7-function | 96, 97 |
| Rear combo lamps - 8-function | 95 |
| Rear combination lamps | 95 |
| Receptacles heat-shrink | 166 |
| Rectangular roof lamps | 89 |
| Red position lights | 75 |
| Reflectors | 111 |
| Reflex reflectors | 111 |
| Relay boxes | 270 |
| Relays | 258-267 |

Relays & flasher units.

See pages 257-270.

| | |
|-------------------------------|-----|
| Remote battery switches | 125 |
|-------------------------------|-----|

Replacement components.

See pages 271-272.

| | |
|--|---------|
| Retractable cables | 243-245 |
| Retractable suzi cables | 48 |
| Reversing speakers | 33, 34 |
| Reversing & warning speakers | 33, 34 |
| Right turn speakers | 33, 34 |
| Rocker switches & warning lights | 128 |
| Roof lamps | 88, 89 |
| Rotary switches | 137 |
| Round roof lamps | 87, 88 |
| Round terminals | 168 |
| Round twin core PVC auto cables | 149 |

S

| | |
|--|--------------------|
| Safe zone lamps | 84, 85 |
| Scenelite | 93 |
| Schlemmer connectors | 175 |
| Scotchlok connectors | 172 |
| Seat belt kit | 68 |
| Siamese battery cable | 155 |
| Side cameras | 38, 39 |
| Side scan kits | 11, 30, 31 |
| Sine wave inverters | 216 |
| Single core cable | 144-148 |
| Single function vehicle lights | 104, 105 |
| Single pole, plain on/off switches | 132 |
| Single pole switches | 122, 123, 132, 133 |
| Smart touch screen monitor | 44 |
| Sockets | 270 |
| Socket tester | 294 |
| Solder | 295 |
| Soldering | 295 |
| Soldering accessories | 296 |
| Soldering irons | 296 |
| Solder terminals | 170, 171 |
| Solenoids | 272, 273 |
| Speaker cable | 154 |
| Speakers | 255 |
| Special cables | 154-156 |
| Splitter & switcher | 50 |
| Sports gauges | 238 |
| Spot light bars | 110 |
| Starter cables BS6862 | 153 |
| Starter solenoids | 272 |
| Strengthening collars | 182 |
| Super capacitor | 275 |
| Superseal connectors & terminals | 174 |
| Switch accessories | 136 |

Switches & indicators.

See pages 121-142.

T

| | |
|--------------------|----------|
| Tail lamps | 104, 105 |
| Tamper seals | 16 |

| | |
|------------------------------------|----------|
| Telematics | 29 |
| Terminal boxes | 179 |
| Terminal demounting tools | 291 |
| Terminals | 158-172 |
| Testers | 294 |
| Test & measuring equipment | 293 |
| Thin wall single core cables | 144-148 |
| Three position switches | 134, 135 |
| Timer relays | 259 |
| Toggle switches | 132-136 |
| Tonal back up alarms | 33 |
| Tool box | 288 |
| Tools | 141 |
| Tractor unit lights | 95-105 |
| Trailer lights | 96-99 |
| Trailer plug accessories | 236, 237 |
| Trailer plugs | 233, 234 |
| Trolley starter/chargers | 277 |
| Twin core cables | 148, 149 |
| Type C USB | 230 |

U

| | |
|---|---------|
| Uninsulated terminals | 167-172 |
| Universal LED rear combo lamp | 98-103 |
| Universal solenoids | 272 |
| Universal trailer plugs and sockets | 236 |

V

| | |
|--------------------------------|----------|
| Van camera systems | 25, 26 |
| Van monitors | 44 |
| Vinyl safety signs | 51 |
| Voltage converters | 222, 223 |
| Voltage sensitive relays | 226 |

W

| | |
|------------------------------------|-----------|
| Warning flares | 61 |
| Warning lights | 54-61 |
| Warning signs | 51 |
| Warning speakers | 33, 34 |
| Washer pumps | 249, 250 |
| Welding cable | 153 |
| Wireless monitors | 45, 46 |
| Windscreen washer bottles | 250 |
| Windscreen washer components | 251 |
| Windscreen wiper motors | 247 |
| Wiper arms | 248 |
| Wiper blades | 246 |
| Wiper equipment | 247 |
| Wireless cameras | 45-47 |
| Wireless camera systems | 21, 26-28 |
| Wiring tools | 288-292 |
| Work lamp brackets | 83 |
| Work lamps | 70-83 |
| Workshop power | 297, 298 |

Workshop & test equipment.

See pages 283-298.

NUMERICAL INDEX

| | | | | | | | | | |
|---------------|-----|---------------|-----|---------------|----------|---------------|---------------|---------------|----------|
| 0-001-01..... | 162 | 0-002-12..... | 186 | 0-004-71..... | 168 | 0-008-55..... | 158 | 0-011-60..... | 174 |
| 0-001-02..... | 162 | 0-002-13..... | 186 | 0-004-72..... | 168 | 0-008-60..... | 158, 212 | 0-011-61..... | 174 |
| 0-001-03..... | 163 | 0-002-14..... | 186 | 0-004-74..... | 168 | 0-008-62..... | 158 | 0-011-62..... | 174 |
| 0-001-04..... | 163 | 0-002-15..... | 186 | 0-004-75..... | 186 | 0-008-63..... | 158, 212 | 0-011-63..... | 174 |
| 0-001-05..... | 162 | 0-002-18..... | 186 | 0-004-76..... | 186 | 0-008-64..... | 158, 212 | 0-011-64..... | 174 |
| 0-001-06..... | 162 | 0-002-20..... | 186 | 0-004-77..... | 186 | 0-008-65..... | 158 | 0-011-65..... | 174 |
| 0-001-07..... | 163 | 0-002-21..... | 186 | 0-004-79..... | 186 | 0-008-66..... | 158 | 0-011-66..... | 174 |
| 0-001-08..... | 163 | 0-002-28..... | 186 | 0-004-80..... | 186 | 0-008-70..... | 158, 212 | 0-011-69..... | 210 |
| 0-001-09..... | 164 | 0-002-29..... | 186 | 0-004-81..... | 187 | 0-008-73..... | 158 | 0-011-71..... | 174 |
| 0-001-10..... | 167 | 0-002-30..... | 186 | 0-004-82..... | 187 | 0-008-74..... | 158, 212 | 0-011-72..... | 174 |
| 0-001-11..... | 167 | 0-002-31..... | 186 | 0-004-83..... | 187 | 0-008-75..... | 158, 212 | 0-011-73..... | 174 |
| 0-001-12..... | 162 | 0-002-32..... | 186 | 0-005-10..... | 168 | 0-008-76..... | 158 | 0-011-81..... | 174 |
| 0-001-13..... | 163 | 0-002-33..... | 186 | 0-005-11..... | 168 | 0-008-77..... | 158 | 0-011-82..... | 174 |
| 0-001-15..... | 165 | 0-002-34..... | 186 | 0-005-12..... | 169 | 0-008-80..... | 158, 212 | 0-011-83..... | 174 |
| 0-001-16..... | 167 | 0-002-35..... | 186 | 0-005-13..... | 170 | 0-008-84..... | 158 | 0-011-95..... | 176 |
| 0-001-17..... | 164 | 0-002-37..... | 186 | 0-005-14..... | 168 | 0-008-85..... | 158 | 0-011-96..... | 176 |
| 0-001-18..... | 164 | 0-002-38..... | 186 | 0-005-15..... | 168 | 0-008-86..... | 158 | 0-011-97..... | 176 |
| 0-001-19..... | 164 | 0-002-40..... | 186 | 0-005-16..... | 168 | 0-008-87..... | 158 | 0-011-98..... | 176 |
| 0-001-20..... | 162 | 0-002-41..... | 186 | 0-005-18..... | 168 | 0-009-03..... | 172 | 0-012-25..... | 173 |
| 0-001-21..... | 162 | 0-002-42..... | 186 | 0-005-19..... | 170 | 0-009-10..... | 172 | 0-012-26..... | 173 |
| 0-001-22..... | 162 | 0-002-44..... | 186 | 0-005-20..... | 169 | 0-009-11..... | 172 | 0-012-27..... | 173 |
| 0-001-23..... | 162 | 0-002-45..... | 186 | 0-005-21..... | 170 | 0-010-41..... | 170 | 0-012-28..... | 173 |
| 0-001-25..... | 162 | 0-002-46..... | 186 | 0-005-22..... | 170 | 0-010-47..... | 170 | 0-012-42..... | 173 |
| 0-001-26..... | 163 | 0-002-47..... | 186 | 0-005-23..... | 170 | 0-010-51..... | 170 | 0-012-43..... | 173 |
| 0-001-27..... | 164 | 0-002-48..... | 186 | 0-005-24..... | 170 | 0-010-54..... | 171 | 0-012-52..... | 173 |
| 0-001-28..... | 163 | 0-002-49..... | 186 | 0-005-26..... | 170 | 0-010-55..... | 171 | 0-012-53..... | 173 |
| 0-001-29..... | 164 | 0-002-50..... | 186 | 0-005-27..... | 169 | 0-010-61..... | 171 | 0-012-62..... | 173 |
| 0-001-30..... | 164 | 0-002-51..... | 186 | 0-005-28..... | 169 | 0-010-62..... | 171 | 0-012-71..... | 173 |
| 0-001-31..... | 166 | 0-002-52..... | 186 | 0-005-29..... | 169 | 0-010-63..... | 171 | 0-012-72..... | 173 |
| 0-001-32..... | 165 | 0-002-53..... | 186 | 0-005-30..... | 169 | 0-010-64..... | 171 | 0-012-73..... | 173 |
| 0-001-33..... | 165 | 0-002-54..... | 186 | 0-005-31..... | 170 | 0-010-65..... | 171 | 0-012-74..... | 173 |
| 0-001-34..... | 164 | 0-002-55..... | 186 | 0-005-32..... | 169 | 0-010-66..... | 171 | 0-012-92..... | 175 |
| 0-001-35..... | 166 | 0-002-56..... | 186 | 0-005-34..... | 169 | 0-010-67..... | 171 | 0-012-93..... | 175 |
| 0-001-36..... | 165 | 0-002-57..... | 186 | 0-005-35..... | 169 | 0-010-68..... | 171 | 0-013-00..... | 210 |
| 0-001-37..... | 165 | 0-002-58..... | 186 | 0-005-38..... | 179 | 0-010-69..... | 171 | 0-013-01..... | 178 |
| 0-001-38..... | 166 | 0-002-59..... | 186 | 0-005-39..... | 167 | 0-011-00..... | 210 | 0-013-02..... | 178, 210 |
| 0-001-39..... | 162 | 0-002-62..... | 171 | 0-005-40..... | 167 | 0-011-01..... | 177, 210 | 0-013-03..... | 178, 210 |
| 0-001-40..... | 164 | 0-002-63..... | 187 | 0-005-41..... | 167 | 0-011-02..... | 177, 210 | 0-013-04..... | 178, 210 |
| 0-001-41..... | 164 | 0-002-64..... | 187 | 0-005-48..... | 168 | 0-011-03..... | 177, 210 | 0-013-05..... | 178 |
| 0-001-42..... | 166 | 0-002-65..... | 186 | 0-005-52..... | 179 | 0-011-04..... | 177, 210 | 0-013-06..... | 178, 210 |
| 0-001-43..... | 166 | 0-002-66..... | 187 | 0-005-53..... | 179 | 0-011-05..... | 177, 210 | 0-013-07..... | 178, 210 |
| 0-001-44..... | 166 | 0-002-67..... | 187 | 0-005-57..... | 179 | 0-011-06..... | 177, 210 | 0-013-11..... | 178 |
| 0-001-45..... | 162 | 0-002-68..... | 186 | 0-005-58..... | 179 | 0-011-07..... | 177 | 0-013-12..... | 178, 210 |
| 0-001-46..... | 164 | 0-002-69..... | 186 | 0-005-59..... | 179 | 0-011-08..... | 177 | 0-013-13..... | 178, 210 |
| 0-001-47..... | 164 | 0-002-71..... | 187 | 0-005-61..... | 172 | 0-011-10..... | 177, 210 | 0-013-14..... | 178, 210 |
| 0-001-48..... | 162 | 0-002-72..... | 187 | 0-005-70..... | 179 | 0-011-12..... | 177, 210 | 0-013-15..... | 178 |
| 0-001-49..... | 167 | 0-002-73..... | 187 | 0-005-71..... | 179 | 0-011-13..... | 177, 210 | 0-013-16..... | 178, 210 |
| 0-001-50..... | 167 | 0-002-74..... | 187 | 0-005-75..... | 179 | 0-011-14..... | 177, 210 | 0-013-17..... | 178, 210 |
| 0-001-51..... | 167 | 0-002-75..... | 187 | 0-005-76..... | 179 | 0-011-15..... | 177, 210 | 0-013-21..... | 178, 210 |
| 0-001-52..... | 164 | 0-002-81..... | 187 | 0-005-96..... | 179 | 0-011-16..... | 177, 210 | 0-013-23..... | 178, 210 |
| 0-001-53..... | 166 | 0-002-82..... | 187 | 0-005-97..... | 179 | 0-011-17..... | 177, 210 | 0-014-01..... | 157 |
| 0-001-54..... | 166 | 0-002-83..... | 187 | 0-006-03..... | 172 | 0-011-18..... | 177, 210 | 0-014-05..... | 157 |
| 0-001-55..... | 166 | 0-002-84..... | 187 | 0-006-10..... | 172 | 0-011-21..... | 169, 177, 210 | 0-014-51..... | 157 |
| 0-001-56..... | 165 | 0-002-85..... | 187 | 0-006-13..... | 172 | 0-011-22..... | 169, 177, 210 | 0-014-55..... | 157 |
| 0-001-57..... | 165 | 0-002-86..... | 187 | 0-008-10..... | 212 | 0-011-23..... | 169, 177, 210 | 0-022-00..... | 161 |
| 0-001-58..... | 165 | 0-002-87..... | 187 | 0-008-15..... | 212 | 0-011-24..... | 169, 177, 210 | 0-023-00..... | 160 |
| 0-001-59..... | 164 | 0-002-88..... | 187 | 0-008-20..... | 158, 212 | 0-011-30..... | 210 | 0-059-00..... | 281 |
| 0-001-60..... | 164 | 0-002-91..... | 187 | 0-008-21..... | 158 | 0-011-32..... | 176 | 0-059-02..... | 281 |
| 0-001-61..... | 164 | 0-002-92..... | 187 | 0-008-22..... | 158, 212 | 0-011-33..... | 176 | 0-059-06..... | 281 |
| 0-001-62..... | 163 | 0-002-93..... | 187 | 0-008-23..... | 158, 212 | 0-011-34..... | 176 | 0-059-10..... | 281 |
| 0-001-63..... | 163 | 0-002-94..... | 187 | 0-008-24..... | 158 | 0-011-36..... | 176 | 0-059-19..... | 281 |
| 0-001-64..... | 163 | 0-002-95..... | 187 | 0-008-25..... | 158 | 0-011-38..... | 176 | 0-060-00..... | 281 |
| 0-001-65..... | 162 | 0-003-40..... | 171 | 0-008-30..... | 158, 212 | 0-011-39..... | 176 | 0-060-02..... | 281 |
| 0-001-66..... | 162 | 0-003-50..... | 171 | 0-008-32..... | 158, 212 | 0-011-42..... | 176 | 0-060-06..... | 281 |
| 0-001-67..... | 162 | 0-003-52..... | 171 | 0-008-33..... | 158, 212 | 0-011-43..... | 176 | 0-060-10..... | 281 |
| 0-001-68..... | 162 | 0-003-53..... | 171 | 0-008-34..... | 158 | 0-011-44..... | 176 | 0-060-19..... | 281 |
| 0-001-69..... | 162 | 0-003-57..... | 171 | 0-008-35..... | 158 | 0-011-46..... | 176 | 0-069-50..... | 95 |
| 0-001-70..... | 162 | 0-003-59..... | 187 | 0-008-40..... | 158, 212 | 0-011-48..... | 176 | 0-069-51..... | 95 |
| 0-001-71..... | 162 | 0-003-60..... | 171 | 0-008-42..... | 158 | 0-011-49..... | 176 | 0-071-00..... | 98 |
| 0-001-72..... | 162 | 0-003-70..... | 171 | 0-008-43..... | 158, 212 | 0-011-50..... | 174 | 0-071-01..... | 98 |
| 0-001-73..... | 162 | 0-003-75..... | 171 | 0-008-44..... | 158, 212 | 0-011-51..... | 174 | 0-071-02..... | 98 |
| 0-001-90..... | 167 | 0-003-80..... | 171 | 0-008-45..... | 158 | 0-011-52..... | 174 | 0-071-10..... | 98 |
| 0-001-91..... | 167 | 0-003-85..... | 171 | 0-008-50..... | 158, 212 | 0-011-53..... | 174 | 0-071-20..... | 96 |
| 0-001-92..... | 167 | 0-004-00..... | 291 | 0-008-52..... | 158 | 0-011-54..... | 174 | 0-071-21..... | 96 |
| 0-001-93..... | 167 | 0-004-50..... | 291 | 0-008-53..... | 158, 212 | 0-011-55..... | 174 | 0-071-30..... | 101 |
| 0-002-09..... | 186 | 0-004-70..... | 167 | 0-008-54..... | 158, 212 | 0-011-56..... | 174 | 0-071-40..... | 97 |

NUMERICAL INDEX

| | | | | | | | | | |
|----------|-----|----------|----------|----------|----------|----------|-----|----------|----------|
| 0-071-41 | 97 | 0-153-05 | 190 | 0-203-05 | 209 | 0-294-33 | 104 | 0-327-11 | 181 |
| 0-071-55 | 99 | 0-153-50 | 190 | 0-203-06 | 209 | 0-294-60 | 99 | 0-327-12 | 181 |
| 0-071-60 | 97 | 0-153-51 | 190 | 0-203-07 | 209 | 0-294-61 | 99 | 0-327-13 | 181 |
| 0-071-61 | 97 | 0-153-55 | 190 | 0-204-00 | 191 | 0-294-75 | 103 | 0-327-14 | 181 |
| 0-071-65 | 97 | 0-167-00 | 107 | 0-204-10 | 191 | 0-294-80 | 100 | 0-327-15 | 181 |
| 0-071-70 | 96 | 0-167-05 | 107 | 0-204-20 | 191 | 0-295-50 | 101 | 0-327-16 | 181 |
| 0-071-71 | 96 | 0-167-10 | 107 | 0-205-00 | 191 | 0-295-65 | 100 | 0-327-17 | 181 |
| 0-071-72 | 96 | 0-167-55 | 107 | 0-205-10 | 191 | 0-295-66 | 100 | 0-327-19 | 181 |
| 0-071-73 | 96 | 0-167-60 | 107 | 0-205-11 | 191 | 0-295-99 | 101 | 0-327-20 | 181 |
| 0-071-96 | 98 | 0-168-55 | 107 | 0-205-20 | 191 | 0-296-12 | 256 | 0-327-30 | 181 |
| 0-071-97 | 97 | 0-168-60 | 107 | 0-210-32 | 254 | 0-300-00 | 102 | 0-327-40 | 181 |
| 0-071-98 | 98 | 0-169-00 | 106 | 0-210-44 | 254 | 0-300-10 | 101 | 0-327-41 | 181 |
| 0-071-99 | 98 | 0-169-05 | 106 | 0-210-62 | 254 | 0-300-14 | 102 | 0-327-42 | 181 |
| 0-074-00 | 95 | 0-169-10 | 106 | 0-210-74 | 254 | 0-300-15 | 102 | 0-327-50 | 181 |
| 0-074-01 | 95 | 0-169-50 | 108 | 0-210-82 | 254 | 0-300-20 | 99 | 0-327-51 | 181 |
| 0-074-98 | 95 | 0-169-55 | 108 | 0-210-94 | 254 | 0-300-25 | 102 | 0-327-52 | 181 |
| 0-074-99 | 95 | 0-169-60 | 108 | 0-226-00 | 282 | 0-300-30 | 101 | 0-327-53 | 181 |
| 0-076-00 | 102 | 0-169-96 | 106 | 0-229-00 | 111 | 0-300-40 | 99 | 0-327-60 | 181 |
| 0-076-01 | 102 | 0-169-97 | 106 | 0-230-05 | 200, 212 | 0-300-45 | 99 | 0-327-61 | 181 |
| 0-076-98 | 102 | 0-169-98 | 107, 108 | 0-230-08 | 200, 212 | 0-300-50 | 102 | 0-327-62 | 181 |
| 0-076-99 | 102 | 0-169-99 | 107, 108 | 0-230-16 | 200, 212 | 0-300-60 | 98 | 0-327-63 | 181 |
| 0-077-02 | 98 | 0-170-00 | 107 | 0-230-25 | 200, 212 | 0-300-61 | 98 | 0-327-64 | 181 |
| 0-077-03 | 98 | 0-170-04 | 107 | 0-230-55 | 200 | 0-300-75 | 101 | 0-327-65 | 181 |
| 0-077-98 | 98 | 0-170-05 | 107 | 0-230-58 | 200 | 0-300-97 | 102 | 0-327-66 | 181 |
| 0-077-99 | 98 | 0-170-10 | 107 | 0-230-66 | 200 | 0-314-00 | 282 | 0-327-67 | 181 |
| 0-080-00 | 95 | 0-170-30 | 107 | 0-230-75 | 200 | 0-314-50 | 282 | 0-327-70 | 181 |
| 0-080-01 | 95 | 0-170-45 | 60 | 0-232-12 | 193 | 0-315-03 | 255 | 0-327-71 | 181 |
| 0-080-98 | 95 | 0-170-58 | 107 | 0-232-15 | 193 | 0-315-53 | 255 | 0-327-72 | 181 |
| 0-080-99 | 95 | 0-170-60 | 106 | 0-232-18 | 193 | 0-325-07 | 185 | 0-327-73 | 181 |
| 0-081-02 | 96 | 0-170-65 | 106 | 0-232-24 | 193 | 0-325-10 | 185 | 0-327-74 | 181 |
| 0-081-03 | 96 | 0-170-70 | 106 | 0-234-00 | 208 | 0-325-13 | 185 | 0-327-76 | 181 |
| 0-081-98 | 96 | 0-170-80 | 106 | 0-234-14 | 207 | 0-325-19 | 185 | 0-328-04 | 180 |
| 0-081-99 | 96 | 0-170-85 | 106 | 0-234-16 | 207 | 0-325-32 | 185 | 0-328-07 | 180 |
| 0-085-50 | 98 | 0-170-90 | 106 | 0-234-18 | 207 | 0-325-38 | 185 | 0-328-10 | 180 |
| 0-086-50 | 98 | 0-170-98 | 106 | 0-234-20 | 207 | 0-326-01 | 183 | 0-328-11 | 180 |
| 0-087-40 | 282 | 0-170-99 | 106 | 0-234-24 | 207 | 0-326-02 | 183 | 0-328-13 | 180 |
| 0-087-45 | 282 | 0-171-00 | 106 | 0-234-26 | 207 | 0-326-03 | 183 | 0-328-17 | 180 |
| 0-087-55 | 282 | 0-171-05 | 106 | 0-234-28 | 207 | 0-326-04 | 183 | 0-328-22 | 180 |
| 0-087-75 | 282 | 0-171-10 | 106 | 0-234-30 | 207 | 0-326-05 | 183 | 0-328-26 | 180 |
| 0-097-11 | 105 | 0-171-11 | 106 | 0-234-34 | 207 | 0-326-06 | 183 | 0-328-29 | 180 |
| 0-097-12 | 105 | 0-171-50 | 106 | 0-234-36 | 207 | 0-326-07 | 183 | 0-328-54 | 180 |
| 0-097-14 | 105 | 0-171-55 | 106 | 0-234-40 | 207 | 0-326-11 | 182 | 0-329-00 | 211 |
| 0-097-21 | 105 | 0-171-60 | 106 | 0-234-44 | 207 | 0-326-12 | 182 | 0-329-03 | 184, 211 |
| 0-097-22 | 105 | 0-171-61 | 106 | 0-234-46 | 207 | 0-326-13 | 182 | 0-329-04 | 184, 211 |
| 0-097-23 | 105 | 0-171-70 | 106 | 0-234-50 | 208 | 0-326-14 | 182 | 0-329-06 | 184, 211 |
| 0-097-24 | 105 | 0-171-75 | 106 | 0-234-56 | 208 | 0-326-15 | 182 | 0-329-09 | 184, 211 |
| 0-097-25 | 105 | 0-171-80 | 106 | 0-234-60 | 207 | 0-326-16 | 182 | 0-329-12 | 184, 211 |
| 0-097-30 | 103 | 0-171-98 | 106 | 0-234-66 | 207 | 0-326-17 | 182 | 0-329-19 | 184, 211 |
| 0-097-50 | 103 | 0-172-20 | 108 | 0-234-76 | 208 | 0-326-30 | 182 | 0-330-07 | 180 |
| 0-097-51 | 104 | 0-172-25 | 108 | 0-234-80 | 206 | 0-326-31 | 182 | 0-330-10 | 180 |
| 0-097-52 | 104 | 0-172-30 | 108 | 0-234-82 | 208 | 0-326-32 | 182 | 0-330-13 | 180 |
| 0-097-53 | 104 | 0-172-31 | 108 | 0-235-01 | 211 | 0-326-33 | 182 | 0-330-17 | 180 |
| 0-097-54 | 104 | 0-172-35 | 108 | 0-235-02 | 211 | 0-326-34 | 182 | 0-330-22 | 180 |
| 0-097-55 | 100 | 0-172-36 | 108 | 0-235-03 | 212 | 0-326-35 | 182 | 0-330-57 | 182 |
| 0-097-62 | 95 | 0-172-40 | 108 | 0-235-04 | 211 | 0-326-40 | 183 | 0-330-60 | 182 |
| 0-097-74 | 95 | 0-172-41 | 108 | 0-235-05 | 211 | 0-326-41 | 183 | 0-330-67 | 182 |
| 0-099-09 | 40 | 0-172-45 | 108 | 0-237-01 | 208 | 0-326-42 | 183 | 0-330-72 | 182 |
| 0-099-10 | 40 | 0-172-46 | 108 | 0-243-01 | 242 | 0-326-43 | 183 | 0-330-77 | 182 |
| 0-099-11 | 40 | 0-172-71 | 108 | 0-243-02 | 242 | 0-326-44 | 183 | 0-330-80 | 182 |
| 0-099-12 | 40 | 0-172-80 | 108 | 0-243-03 | 242 | 0-326-51 | 175 | 0-330-83 | 182 |
| 0-099-15 | 40 | 0-172-81 | 108 | 0-243-04 | 242 | 0-326-52 | 175 | 0-330-87 | 182 |
| 0-099-16 | 40 | 0-172-85 | 108 | 0-261-00 | 190 | 0-326-53 | 175 | 0-330-92 | 182 |
| 0-099-17 | 40 | 0-172-86 | 108 | 0-263-00 | 190 | 0-326-54 | 175 | 0-331-07 | 180 |
| 0-099-18 | 40 | 0-186-00 | 190 | 0-263-27 | 190 | 0-326-55 | 175 | 0-331-10 | 180 |
| 0-099-19 | 40 | 0-187-00 | 190 | 0-263-50 | 190 | 0-326-56 | 175 | 0-331-13 | 180 |
| 0-099-40 | 25 | 0-187-01 | 190 | 0-288-00 | 194 | 0-326-57 | 175 | 0-331-17 | 180 |
| 0-099-45 | 25 | 0-187-05 | 190 | 0-289-00 | 237 | 0-326-58 | 175 | 0-331-22 | 180 |
| 0-129-12 | 256 | 0-187-25 | 190 | 0-289-01 | 237 | 0-326-90 | 183 | 0-331-26 | 180 |
| 0-129-24 | 256 | 0-187-27 | 190 | 0-289-53 | 237 | 0-326-91 | 183 | 0-331-37 | 180 |
| 0-129-62 | 256 | 0-187-50 | 190 | 0-294-20 | 105 | 0-326-92 | 183 | 0-331-50 | 180 |
| 0-139-99 | 161 | 0-189-00 | 194 | 0-294-21 | 105 | 0-326-93 | 183 | 0-331-98 | 181 |
| 0-140-01 | 190 | 0-190-00 | 194 | 0-294-23 | 105 | 0-327-01 | 182 | 0-331-99 | 181 |
| 0-140-05 | 190 | 0-203-01 | 209 | 0-294-24 | 103 | 0-327-02 | 182 | 0-332-03 | 184 |
| 0-149-50 | 282 | 0-203-02 | 209 | 0-294-30 | 104 | 0-327-03 | 182 | 0-332-04 | 184 |
| 0-153-00 | 190 | 0-203-03 | 209 | 0-294-31 | 104 | 0-327-04 | 182 | 0-332-05 | 184 |
| 0-153-01 | 190 | 0-203-04 | 209 | 0-294-32 | 104 | 0-327-10 | 181 | 0-332-06 | 184 |

NUMERICAL INDEX

| | | | | | | | | | |
|----------|----------|----------|----------|----------|----------|----------|----------|----------|----------|
| 0-332-07 | 184 | 0-362-04 | 198 | 0-372-57 | 195 | 0-376-50 | 204 | 0-379-62 | 198, 211 |
| 0-332-09 | 184 | 0-362-05 | 198 | 0-372-60 | 195 | 0-376-55 | 197 | 0-379-64 | 198 |
| 0-332-11 | 184 | 0-362-07 | 198 | 0-372-65 | 195 | 0-376-60 | 205 | 0-379-65 | 198 |
| 0-332-14 | 184 | 0-362-10 | 198 | 0-372-70 | 195 | 0-376-65 | 196, 121 | 0-379-66 | 198 |
| 0-332-16 | 184 | 0-362-15 | 198 | 0-372-75 | 195 | 0-376-67 | 196, 121 | 0-379-67 | 198 |
| 0-332-55 | 184 | 0-362-20 | 198 | 0-372-80 | 195 | 0-376-70 | 196, 121 | 0-379-68 | 198 |
| 0-332-56 | 184 | 0-362-25 | 198 | 0-372-90 | 204 | 0-376-75 | 196, 121 | 0-379-70 | 198 |
| 0-332-57 | 184 | 0-362-30 | 198 | 0-372-99 | 204 | 0-376-80 | 196, 121 | 0-379-73 | 198 |
| 0-332-58 | 184 | 0-364-00 | 132 | 0-373-01 | 201, 212 | 0-376-82 | 196, 121 | 0-379-74 | 198 |
| 0-332-65 | 184 | 0-364-01 | 132 | 0-373-02 | 201, 212 | 0-376-83 | 196, 121 | 0-379-75 | 198 |
| 0-332-66 | 184 | 0-364-11 | 132 | 0-373-03 | 201, 212 | 0-376-85 | 205 | 0-379-76 | 198 |
| 0-332-67 | 184 | 0-364-50 | 132 | 0-373-05 | 201, 212 | 0-376-89 | 205 | 0-379-77 | 198 |
| 0-332-68 | 184 | 0-365-02 | 197 | 0-373-08 | 201, 212 | 0-376-90 | 205 | 0-379-78 | 198 |
| 0-333-00 | 211 | 0-365-03 | 197 | 0-373-15 | 201, 212 | 0-376-91 | 205 | 0-379-80 | 198 |
| 0-333-02 | 183 | 0-365-04 | 197 | 0-373-20 | 201 | 0-376-99 | 205 | 0-379-82 | 198 |
| 0-333-03 | 183, 211 | 0-365-05 | 197 | 0-373-51 | 201 | 0-377-00 | 204 | 0-380-06 | 202 |
| 0-333-04 | 183, 211 | 0-365-07 | 197 | 0-373-52 | 201 | 0-377-20 | 196 | 0-380-08 | 202 |
| 0-333-06 | 183, 211 | 0-365-10 | 197 | 0-373-53 | 201 | 0-377-30 | 196, 211 | 0-380-10 | 202 |
| 0-333-09 | 183, 211 | 0-365-15 | 197 | 0-373-55 | 201 | 0-377-40 | 196, 211 | 0-380-15 | 202 |
| 0-333-12 | 183, 211 | 0-365-16 | 233 | 0-373-58 | 201 | 0-377-50 | 196, 211 | 0-380-20 | 202 |
| 0-333-19 | 183, 211 | 0-365-19 | 233 | 0-373-70 | 201 | 0-377-60 | 196, 211 | 0-380-25 | 202 |
| 0-333-25 | 183 | 0-365-20 | 197 | 0-374-01 | 200 | 0-377-70 | 196 | 0-380-30 | 202 |
| 0-333-38 | 183 | 0-365-25 | 197 | 0-374-02 | 200 | 0-377-80 | 196 | 0-380-55 | 202 |
| 0-333-52 | 183 | 0-365-30 | 197 | 0-374-03 | 200 | 0-377-90 | 204 | 0-380-60 | 202 |
| 0-333-53 | 183 | 0-365-40 | 197 | 0-374-04 | 200 | 0-378-00 | 205 | 0-380-65 | 202 |
| 0-333-54 | 183 | 0-366-10 | 198 | 0-374-05 | 200, 212 | 0-378-10 | 196 | 0-381-06 | 202 |
| 0-333-56 | 183 | 0-366-12 | 198 | 0-374-07 | 200 | 0-378-13 | 197, 211 | 0-381-08 | 202 |
| 0-333-59 | 183 | 0-366-15 | 198 | 0-374-10 | 200, 212 | 0-378-14 | 197, 211 | 0-381-10 | 202 |
| 0-333-62 | 183 | 0-366-17 | 198 | 0-374-15 | 200, 212 | 0-378-15 | 197, 211 | 0-381-15 | 202 |
| 0-333-69 | 183 | 0-366-20 | 198 | 0-374-25 | 200, 212 | 0-378-16 | 197, 211 | 0-381-20 | 202 |
| 0-333-75 | 183 | 0-366-22 | 198 | 0-374-30 | 200 | 0-378-17 | 197 | 0-381-55 | 202 |
| 0-333-88 | 183 | 0-366-25 | 198 | 0-374-40 | 200, 212 | 0-378-18 | 197, 211 | 0-381-60 | 202 |
| 0-334-63 | 184 | 0-366-55 | 198 | 0-374-50 | 200, 212 | 0-378-20 | 197 | 0-381-65 | 202 |
| 0-334-75 | 184 | 0-368-13 | 197 | 0-375-01 | 195 | 0-378-22 | 197 | 0-381-70 | 202 |
| 0-335-00 | 272 | 0-368-14 | 197 | 0-375-02 | 195 | 0-378-25 | 197 | 0-381-75 | 202 |
| 0-335-01 | 272 | 0-368-15 | 197 | 0-375-03 | 195, 211 | 0-378-30 | 196, 211 | 0-381-80 | 202 |
| 0-335-02 | 272 | 0-368-16 | 197 | 0-375-04 | 195 | 0-378-33 | 197 | 0-381-85 | 202 |
| 0-335-04 | 272 | 0-368-17 | 197 | 0-375-05 | 195, 211 | 0-378-40 | 196, 211 | 0-381-90 | 202 |
| 0-335-05 | 272 | 0-368-18 | 197 | 0-375-07 | 195, 211 | 0-378-50 | 196, 211 | 0-381-95 | 202 |
| 0-335-06 | 272 | 0-368-20 | 197 | 0-375-10 | 195, 211 | 0-378-60 | 196 | 0-381-99 | 202 |
| 0-335-07 | 272 | 0-368-22 | 197 | 0-375-15 | 195, 211 | 0-378-80 | 196 | 0-382-10 | 203 |
| 0-335-08 | 272 | 0-371-02 | 195 | 0-375-20 | 195, 211 | 0-378-85 | 205 | 0-382-15 | 203 |
| 0-335-38 | 272 | 0-371-05 | 195 | 0-375-25 | 195 | 0-379-02 | 199 | 0-382-55 | 202 |
| 0-335-39 | 272 | 0-371-07 | 195 | 0-375-30 | 195, 211 | 0-379-03 | 199, 211 | 0-382-56 | 202 |
| 0-335-46 | 272 | 0-371-10 | 195 | 0-375-35 | 195 | 0-379-04 | 199, 211 | 0-382-58 | 202 |
| 0-335-47 | 272 | 0-371-15 | 195 | 0-375-40 | 195 | 0-379-05 | 199, 211 | 0-382-60 | 202 |
| 0-335-50 | 272 | 0-371-20 | 195 | 0-375-50 | 195 | 0-379-06 | 199, 211 | 0-382-65 | 202 |
| 0-335-56 | 272 | 0-371-25 | 195 | 0-375-51 | 195 | 0-379-08 | 200, 211 | 0-382-70 | 202 |
| 0-335-57 | 272 | 0-371-30 | 195 | 0-375-52 | 195 | 0-379-09 | 200, 211 | 0-382-97 | 203 |
| 0-335-58 | 272 | 0-371-55 | 196, 121 | 0-375-53 | 195 | 0-379-10 | 200, 211 | 0-383-55 | 202 |
| 0-335-59 | 272 | 0-371-56 | 196 | 0-375-54 | 195 | 0-379-11 | 200, 211 | 0-383-58 | 202 |
| 0-349-00 | 135 | 0-371-58 | 196, 121 | 0-375-55 | 195 | 0-379-12 | 200, 211 | 0-383-60 | 202 |
| 0-349-01 | 134 | 0-371-59 | 196 | 0-375-57 | 195 | 0-379-13 | 198 | 0-383-98 | 202 |
| 0-349-02 | 136 | 0-371-60 | 196, 121 | 0-375-60 | 195 | 0-379-14 | 198 | 0-383-99 | 202 |
| 0-349-11 | 135 | 0-371-61 | 196 | 0-375-65 | 195 | 0-379-15 | 199, 211 | 0-384-05 | 203 |
| 0-349-40 | 134 | 0-371-65 | 196, 121 | 0-375-70 | 195 | 0-379-16 | 199 | 0-384-07 | 203 |
| 0-351-01 | 126 | 0-371-66 | 196 | 0-375-75 | 195 | 0-379-17 | 199, 211 | 0-384-10 | 203 |
| 0-351-03 | 127 | 0-371-90 | 205 | 0-375-80 | 195 | 0-379-18 | 199, 211 | 0-384-15 | 203 |
| 0-351-04 | 126 | 0-371-91 | 205 | 0-375-85 | 195 | 0-379-19 | 199 | 0-384-20 | 203 |
| 0-351-05 | 126 | 0-371-99 | 205 | 0-375-90 | 195 | 0-379-20 | 199, 211 | 0-384-25 | 203 |
| 0-351-06 | 126 | 0-372-00 | 201 | 0-375-99 | 196 | 0-379-30 | 199 | 0-384-97 | 203 |
| 0-351-07 | 126 | 0-372-02 | 195 | 0-376-00 | 204 | 0-379-32 | 199, 211 | 0-384-98 | 203 |
| 0-351-08 | 126 | 0-372-03 | 195 | 0-376-01 | 204 | 0-379-33 | 199, 211 | 0-384-99 | 203 |
| 0-351-09 | 126 | 0-372-04 | 195 | 0-376-02 | 204 | 0-379-34 | 199, 211 | 0-388-20 | 203 |
| 0-351-10 | 126 | 0-372-05 | 195, 211 | 0-376-03 | 204 | 0-379-35 | 199 | 0-388-30 | 203 |
| 0-351-11 | 127 | 0-372-07 | 195 | 0-376-10 | 197, 211 | 0-379-36 | 199, 211 | 0-388-40 | 203 |
| 0-351-14 | 127 | 0-372-10 | 195, 211 | 0-376-12 | 197 | 0-379-44 | 199, 211 | 0-388-50 | 203 |
| 0-351-20 | 127 | 0-372-15 | 195, 211 | 0-376-15 | 197, 211 | 0-379-46 | 199 | 0-388-60 | 203 |
| 0-351-29 | 127 | 0-372-20 | 195, 211 | 0-376-17 | 197 | 0-379-47 | 199 | 0-388-70 | 203 |
| 0-351-51 | 127 | 0-372-25 | 195 | 0-376-20 | 197, 211 | 0-379-53 | 198 | 0-388-97 | 203 |
| 0-351-55 | 127 | 0-372-30 | 195, 211 | 0-376-22 | 197 | 0-379-54 | 198 | 0-393-06 | 193 |
| 0-351-56 | 127 | 0-372-50 | 195 | 0-376-25 | 197, 211 | 0-379-55 | 198 | 0-393-09 | 193 |
| 0-351-59 | 127 | 0-372-52 | 195 | 0-376-30 | 197 | 0-379-56 | 198 | 0-393-12 | 193 |
| 0-351-90 | 126 | 0-372-53 | 195 | 0-376-35 | 197 | 0-379-57 | 198 | 0-393-18 | 193 |
| 0-355-50 | 200 | 0-372-54 | 195 | 0-376-40 | 197 | 0-379-58 | 198, 211 | 0-393-21 | 193 |
| 0-362-03 | 198 | 0-372-55 | 195 | 0-376-45 | 197 | 0-379-60 | 198, 211 | 0-420-02 | 75 |

NUMERICAL INDEX

| | | | | | | | | | |
|----------|----|----------|-----|----------|----|----------|----------|----------|----------|
| 0-420-03 | 75 | 0-421-04 | 85 | 0-441-68 | 58 | 0-444-43 | 67 | 0-453-51 | 109 |
| 0-420-04 | 70 | 0-421-06 | 74 | 0-441-69 | 57 | 0-444-55 | 69 | 0-453-52 | 109 |
| 0-420-06 | 75 | 0-421-10 | 74 | 0-441-70 | 54 | 0-444-59 | 67 | 0-453-70 | 109 |
| 0-420-07 | 75 | 0-421-20 | 74 | 0-441-72 | 54 | 0-444-75 | 69 | 0-453-75 | 109 |
| 0-420-08 | 76 | 0-421-21 | 74 | 0-441-74 | 54 | 0-444-85 | 67 | 0-453-80 | 109 |
| 0-420-09 | 76 | 0-421-22 | 74 | 0-441-75 | 54 | 0-444-93 | 69 | 0-455-00 | 295 |
| 0-420-11 | 76 | 0-421-25 | 74 | 0-441-76 | 54 | 0-444-99 | 69 | 0-455-18 | 295 |
| 0-420-12 | 80 | 0-421-29 | 82 | 0-441-77 | 54 | 0-445-01 | 69 | 0-455-58 | 295 |
| 0-420-13 | 81 | 0-421-30 | 77 | 0-441-80 | 56 | 0-445-06 | 66 | 0-455-63 | 295 |
| 0-420-14 | 85 | 0-421-31 | 77 | 0-441-81 | 57 | 0-445-08 | 66 | 0-455-68 | 295 |
| 0-420-15 | 79 | 0-421-32 | 77 | 0-441-82 | 57 | 0-445-10 | 67 | 0-460-00 | 295 |
| 0-420-16 | 80 | 0-421-34 | 72 | 0-441-83 | 57 | 0-445-14 | 67 | 0-462-16 | 236 |
| 0-420-17 | 80 | 0-421-35 | 72 | 0-441-85 | 59 | 0-445-15 | 67 | 0-462-19 | 236 |
| 0-420-18 | 73 | 0-421-40 | 80 | 0-441-90 | 58 | 0-445-16 | 68 | 0-462-26 | 236 |
| 0-420-19 | 73 | 0-421-41 | 80 | 0-442-00 | 60 | 0-445-19 | 69 | 0-462-29 | 236 |
| 0-420-21 | 84 | 0-421-45 | 81 | 0-442-02 | 60 | 0-445-20 | 69 | 0-462-69 | 236 |
| 0-420-22 | 71 | 0-421-46 | 81 | 0-442-04 | 60 | 0-445-21 | 69 | 0-462-79 | 236 |
| 0-420-23 | 71 | 0-421-50 | 84 | 0-442-05 | 60 | 0-445-24 | 66 | 0-463-00 | 237 |
| 0-420-24 | 71 | 0-421-60 | 75 | 0-442-07 | 60 | 0-445-26 | 66 | 0-463-16 | 236 |
| 0-420-25 | 71 | 0-421-61 | 75 | 0-442-10 | 60 | 0-445-27 | 66 | 0-463-19 | 236 |
| 0-420-26 | 71 | 0-421-70 | 79 | 0-442-11 | 60 | 0-445-29 | 50 | 0-463-26 | 236 |
| 0-420-27 | 71 | 0-422-20 | 110 | 0-442-12 | 60 | 0-445-30 | 68 | 0-463-29 | 236 |
| 0-420-28 | 82 | 0-422-21 | 110 | 0-442-15 | 60 | 0-445-36 | 67 | 0-463-69 | 236 |
| 0-420-29 | 82 | 0-422-22 | 110 | 0-442-17 | 60 | 0-445-41 | 68 | 0-463-79 | 236 |
| 0-420-30 | 71 | 0-422-23 | 110 | 0-442-20 | 60 | 0-445-50 | 68 | 0-464-16 | 236 |
| 0-420-31 | 71 | 0-422-55 | 110 | 0-442-21 | 60 | 0-445-51 | 68 | 0-464-19 | 236 |
| 0-420-32 | 77 | 0-422-60 | 83 | 0-442-29 | 61 | 0-445-52 | 68 | 0-464-26 | 236 |
| 0-420-33 | 72 | 0-431-05 | 157 | 0-442-30 | 60 | 0-445-54 | 67 | 0-464-29 | 236 |
| 0-420-34 | 70 | 0-431-20 | 157 | 0-442-40 | 60 | 0-445-59 | 68 | 0-464-69 | 236 |
| 0-420-35 | 70 | 0-431-35 | 157 | 0-442-56 | 57 | 0-445-60 | 66 | 0-464-79 | 236 |
| 0-420-36 | 83 | 0-431-45 | 157 | 0-442-57 | 57 | 0-445-77 | 69 | 0-465-16 | 236 |
| 0-420-37 | 78 | 0-431-55 | 157 | 0-442-58 | 57 | 0-445-78 | 68 | 0-465-19 | 236 |
| 0-420-38 | 75 | 0-431-75 | 157 | 0-442-93 | 60 | 0-445-84 | 67 | 0-465-26 | 236 |
| 0-420-39 | 75 | 0-431-83 | 157 | 0-442-94 | 60 | 0-445-85 | 69 | 0-465-29 | 236 |
| 0-420-41 | 73 | 0-431-85 | 157 | 0-442-98 | 60 | 0-445-86 | 69 | 0-465-69 | 236 |
| 0-420-42 | 84 | 0-431-87 | 157 | 0-442-99 | 60 | 0-445-88 | 66 | 0-465-79 | 236 |
| 0-420-43 | 73 | 0-431-93 | 157 | 0-443-00 | 65 | 0-445-94 | 68 | 0-465-99 | 236, 237 |
| 0-420-44 | 70 | 0-431-95 | 157 | 0-443-01 | 63 | 0-445-95 | 68 | 0-466-00 | 158 |
| 0-420-45 | 70 | 0-431-97 | 157 | 0-443-02 | 63 | 0-445-97 | 69 | 0-466-01 | 158 |
| 0-420-46 | 70 | 0-431-98 | 157 | 0-443-04 | 62 | 0-445-99 | 68 | 0-466-50 | 179 |
| 0-420-47 | 70 | 0-431-99 | 157 | 0-443-12 | 65 | 0-446-60 | 61 | 0-468-00 | 295 |
| 0-420-48 | 75 | 0-432-05 | 157 | 0-443-17 | 63 | 0-446-61 | 61 | 0-469-00 | 295 |
| 0-420-49 | 84 | 0-432-20 | 157 | 0-443-18 | 63 | 0-446-88 | 61 | 0-470-00 | 295 |
| 0-420-60 | 73 | 0-432-35 | 157 | 0-443-26 | 63 | 0-446-89 | 61 | 0-470-68 | 295 |
| 0-420-61 | 73 | 0-432-45 | 157 | 0-443-27 | 63 | 0-447-30 | 210 | 0-473-16 | 235 |
| 0-420-62 | 78 | 0-432-55 | 157 | 0-443-28 | 63 | 0-447-36 | 185, 210 | 0-473-19 | 235 |
| 0-420-66 | 72 | 0-432-75 | 157 | 0-443-31 | 64 | 0-447-39 | 185, 210 | 0-474-00 | 237 |
| 0-420-67 | 72 | 0-432-99 | 157 | 0-443-32 | 64 | 0-447-42 | 185, 210 | 0-477-03 | 237 |
| 0-420-68 | 78 | 0-441-00 | 55 | 0-443-33 | 64 | 0-447-46 | 185, 210 | 0-477-07 | 235 |
| 0-420-70 | 73 | 0-441-02 | 55 | 0-443-34 | 64 | 0-447-50 | 185, 210 | 0-477-13 | 235 |
| 0-420-71 | 78 | 0-441-05 | 55 | 0-443-40 | 62 | 0-447-55 | 185, 210 | 0-477-16 | 234 |
| 0-420-72 | 78 | 0-441-07 | 55 | 0-443-41 | 62 | 0-447-62 | 185 | 0-477-19 | 234 |
| 0-420-74 | 71 | 0-441-12 | 56 | 0-443-42 | 62 | 0-447-68 | 185 | 0-477-26 | 234 |
| 0-420-75 | 85 | 0-441-13 | 57 | 0-443-43 | 62 | 0-447-70 | 185 | 0-477-29 | 234 |
| 0-420-76 | 72 | 0-441-14 | 57 | 0-443-44 | 62 | 0-450-10 | 296 | 0-477-36 | 234 |
| 0-420-77 | 72 | 0-441-15 | 55 | 0-443-46 | 62 | 0-450-11 | 296 | 0-477-39 | 234 |
| 0-420-78 | 72 | 0-441-20 | 56 | 0-443-48 | 63 | 0-450-20 | 296 | 0-477-46 | 235 |
| 0-420-79 | 78 | 0-441-30 | 55 | 0-443-49 | 63 | 0-450-21 | 296 | 0-477-49 | 235 |
| 0-420-80 | 85 | 0-441-32 | 55 | 0-443-51 | 64 | 0-450-70 | 296 | 0-477-56 | 234 |
| 0-420-82 | 77 | 0-441-35 | 55 | 0-443-53 | 64 | 0-450-80 | 296 | 0-477-59 | 234 |
| 0-420-83 | 85 | 0-441-40 | 61 | 0-443-60 | 65 | 0-450-81 | 296 | 0-477-66 | 234 |
| 0-420-84 | 85 | 0-441-41 | 61 | 0-443-65 | 65 | 0-450-90 | 297 | 0-477-69 | 234 |
| 0-420-85 | 84 | 0-441-50 | 56 | 0-443-70 | 65 | 0-450-99 | 297 | 0-477-76 | 234 |
| 0-420-86 | 70 | 0-441-55 | 59 | 0-443-75 | 65 | 0-452-30 | 210 | 0-477-79 | 234 |
| 0-420-87 | 70 | 0-441-56 | 59 | 0-443-81 | 63 | 0-452-36 | 185, 210 | 0-477-86 | 234 |
| 0-420-88 | 80 | 0-441-57 | 59 | 0-443-82 | 63 | 0-452-39 | 185, 210 | 0-477-89 | 234 |
| 0-420-89 | 80 | 0-441-58 | 59 | 0-443-85 | 62 | 0-452-42 | 185, 210 | 0-477-96 | 234 |
| 0-420-90 | 79 | 0-441-59 | 58 | 0-443-89 | 63 | 0-452-46 | 185, 210 | 0-477-99 | 234 |
| 0-420-91 | 79 | 0-441-60 | 59 | 0-443-96 | 61 | 0-452-50 | 185, 210 | 0-478-16 | 235 |
| 0-420-92 | 79 | 0-441-61 | 59 | 0-443-97 | 62 | 0-452-55 | 185, 210 | 0-478-19 | 235 |
| 0-420-93 | 79 | 0-441-62 | 59 | 0-443-98 | 65 | 0-452-62 | 185 | 0-478-26 | 235 |
| 0-420-94 | 79 | 0-441-63 | 55 | 0-444-01 | 69 | 0-452-68 | 185 | 0-478-29 | 235 |
| 0-420-96 | 81 | 0-441-64 | 55 | 0-444-03 | 69 | 0-452-70 | 185 | 0-479-16 | 235 |
| 0-420-98 | 83 | 0-441-65 | 54 | 0-444-19 | 69 | 0-453-01 | 109 | 0-479-19 | 235 |
| 0-421-02 | 76 | 0-441-66 | 55 | 0-444-39 | 69 | 0-453-04 | 109 | 0-479-67 | 235 |
| 0-421-03 | 85 | 0-441-67 | 54 | 0-444-41 | 67 | 0-453-50 | 109 | 0-480-16 | 235 |

NUMERICAL INDEX

| | | | | | | | | | |
|----------|-----|----------|----------|----------|----------|----------|-----|----------|----------|
| 0-480-19 | 235 | 0-525-62 | 240 | 0-557-61 | 189 | 0-593-06 | 251 | 0-603-10 | 132 |
| 0-483-00 | 137 | 0-525-72 | 240 | 0-557-75 | 188 | 0-593-07 | 251 | 0-603-50 | 132 |
| 0-484-00 | 137 | 0-525-81 | 241 | 0-557-78 | 188 | 0-593-12 | 249 | 0-603-60 | 133 |
| 0-484-50 | 138 | 0-525-85 | 241 | 0-557-80 | 189 | 0-593-16 | 251 | 0-603-99 | 136 |
| 0-485-00 | 138 | 0-525-86 | 241 | 0-557-81 | 189 | 0-593-18 | 251 | 0-605-00 | 122 |
| 0-485-01 | 138 | 0-525-92 | 241 | 0-557-82 | 189 | 0-593-24 | 249 | 0-605-01 | 123 |
| 0-485-02 | 138 | 0-525-93 | 241 | 0-557-83 | 189 | 0-593-51 | 251 | 0-605-02 | 123 |
| 0-485-03 | 138 | 0-525-94 | 241 | 0-560-02 | 172 | 0-593-53 | 251 | 0-605-05 | 122 |
| 0-485-04 | 138 | 0-525-95 | 241 | 0-560-04 | 172 | 0-593-54 | 251 | 0-605-09 | 124 |
| 0-485-05 | 139 | 0-525-96 | 241 | 0-560-11 | 172 | 0-593-55 | 251 | 0-605-10 | 124 |
| 0-485-50 | 138 | 0-526-00 | 255 | 0-560-12 | 172 | 0-593-56 | 251 | 0-605-11 | 124 |
| 0-485-75 | 138 | 0-526-05 | 255 | 0-560-13 | 172 | 0-593-62 | 249 | 0-605-12 | 124 |
| 0-485-90 | 139 | 0-527-00 | 189 | 0-561-12 | 32 | 0-593-74 | 249 | 0-605-13 | 124 |
| 0-485-91 | 139 | 0-528-00 | 189 | 0-561-24 | 32 | 0-594-00 | 250 | 0-605-19 | 122, 123 |
| 0-485-92 | 138 | 0-530-01 | 130 | 0-561-62 | 32 | 0-594-01 | 250 | 0-605-20 | 122 |
| 0-486-00 | 140 | 0-530-02 | 130 | 0-561-74 | 32 | 0-594-02 | 250 | 0-605-21 | 123 |
| 0-486-01 | 140 | 0-530-51 | 130 | 0-562-00 | 34 | 0-594-03 | 250 | 0-605-22 | 123 |
| 0-486-02 | 140 | 0-531-00 | 130 | 0-562-12 | 34 | 0-594-05 | 249 | 0-605-26 | 124 |
| 0-495-00 | 134 | 0-531-01 | 130 | 0-562-24 | 34 | 0-594-15 | 249 | 0-605-33 | 125 |
| 0-496-00 | 134 | 0-531-02 | 130 | 0-562-62 | 34 | 0-594-27 | 249 | 0-605-40 | 125 |
| 0-496-01 | 135 | 0-531-04 | 130 | 0-562-74 | 34 | 0-594-33 | 249 | 0-605-44 | 125 |
| 0-496-02 | 136 | 0-531-05 | 130 | 0-564-02 | 33 | 0-594-36 | 249 | 0-605-51 | 123 |
| 0-496-40 | 135 | 0-531-10 | 130 | 0-564-03 | 33 | 0-594-45 | 249 | 0-605-52 | 122 |
| 0-496-50 | 134 | 0-531-11 | 130 | 0-564-06 | 33 | 0-594-46 | 249 | 0-605-53 | 122 |
| 0-505-05 | 111 | 0-531-13 | 130 | 0-564-11 | 32 | 0-594-47 | 249 | 0-605-55 | 123 |
| 0-505-10 | 111 | 0-531-18 | 130 | 0-564-12 | 32 | 0-594-51 | 249 | 0-605-60 | 122 |
| 0-505-50 | 111 | 0-531-25 | 130 | 0-564-13 | 32 | 0-594-53 | 249 | 0-605-62 | 122 |
| 0-505-55 | 111 | 0-531-30 | 130 | 0-564-21 | 32 | 0-594-54 | 249 | 0-605-63 | 125 |
| 0-505-60 | 111 | 0-533-01 | 239 | 0-564-25 | 33 | 0-594-59 | 249 | 0-605-70 | 124 |
| 0-507-10 | 111 | 0-533-02 | 239 | 0-564-55 | 34 | 0-594-60 | 249 | 0-605-80 | 123 |
| 0-510-00 | 245 | 0-533-15 | 239 | 0-564-60 | 33 | 0-594-66 | 250 | 0-605-90 | 123 |
| 0-521-00 | 237 | 0-533-16 | 239 | 0-564-62 | 34 | 0-594-68 | 250 | 0-605-94 | 124 |
| 0-521-03 | 237 | 0-533-23 | 239 | 0-564-70 | 33 | 0-594-69 | 250 | 0-605-96 | 122 |
| 0-523-01 | 238 | 0-533-73 | 239 | 0-564-75 | 34 | 0-594-70 | 250 | 0-605-97 | 124 |
| 0-523-03 | 238 | 0-533-91 | 239 | 0-564-80 | 33 | 0-594-71 | 250 | 0-605-98 | 123 |
| 0-523-06 | 238 | 0-533-92 | 239 | 0-566-00 | 194 | 0-594-72 | 250 | 0-605-99 | 122 |
| 0-523-08 | 240 | 0-533-98 | 239 | 0-567-09 | 193 | 0-596-00 | 178 | 0-606-00 | 268 |
| 0-523-15 | 238 | 0-533-99 | 242 | 0-567-12 | 193 | 0-597-14 | 139 | 0-606-11 | 268 |
| 0-523-17 | 238 | 0-534-05 | 231 | 0-567-15 | 193 | 0-597-15 | 139 | 0-606-12 | 267 |
| 0-523-18 | 242 | 0-534-10 | 231 | 0-567-18 | 193 | 0-597-20 | 139 | 0-606-50 | 268 |
| 0-523-20 | 238 | 0-534-13 | 293 | 0-568-06 | 193 | 0-597-50 | 139 | 0-607-04 | 131 |
| 0-523-22 | 238 | 0-534-15 | 231 | 0-568-09 | 193 | 0-598-00 | 178 | 0-607-05 | 131 |
| 0-523-23 | 238 | 0-534-26 | 294 | 0-568-12 | 193 | 0-599-00 | 178 | 0-607-10 | 131 |
| 0-523-51 | 238 | 0-534-29 | 196, 294 | 0-568-15 | 193 | 0-601-01 | 231 | 0-607-24 | 131 |
| 0-523-56 | 238 | 0-534-30 | 293 | 0-568-18 | 193 | 0-601-03 | 231 | 0-607-25 | 131 |
| 0-523-58 | 240 | 0-534-70 | 294 | 0-568-21 | 193 | 0-601-06 | 232 | 0-607-30 | 131 |
| 0-523-65 | 238 | 0-534-75 | 293 | 0-574-12 | 192 | 0-601-07 | 231 | 0-607-32 | 131 |
| 0-523-67 | 238 | 0-534-90 | 294 | 0-574-15 | 192 | 0-601-08 | 231 | 0-607-34 | 131 |
| 0-523-68 | 240 | 0-534-91 | 294 | 0-574-18 | 192 | 0-601-09 | 231 | 0-607-35 | 131 |
| 0-523-70 | 239 | 0-537-47 | 81 | 0-574-24 | 192 | 0-601-11 | 231 | 0-607-40 | 131 |
| 0-523-72 | 238 | 0-537-49 | 81 | 0-577-20 | 125 | 0-601-14 | 230 | 0-607-55 | 131 |
| 0-523-73 | 238 | 0-537-52 | 82 | 0-578-00 | 222, 224 | 0-601-16 | 230 | 0-607-75 | 131 |
| 0-523-78 | 239 | 0-537-54 | 83 | 0-578-03 | 223, 224 | 0-601-19 | 231 | 0-609-02 | 131 |
| 0-523-89 | 238 | 0-538-53 | 83 | 0-578-05 | 222, 224 | 0-601-26 | 230 | 0-609-04 | 131 |
| 0-523-91 | 238 | 0-539-51 | 120 | 0-578-06 | 223, 224 | 0-601-27 | 230 | 0-609-05 | 131 |
| 0-523-92 | 238 | 0-541-31 | 78 | 0-578-10 | 222, 224 | 0-601-29 | 231 | 0-609-10 | 131 |
| 0-523-93 | 238 | 0-541-97 | 78 | 0-578-12 | 223, 224 | 0-601-50 | 230 | 0-609-51 | 131 |
| 0-523-95 | 238 | 0-541-98 | 78 | 0-578-18 | 223, 224 | 0-601-51 | 232 | 0-609-53 | 131 |
| 0-523-96 | 238 | 0-542-02 | 284 | 0-578-20 | 222, 224 | 0-601-52 | 232 | 0-609-56 | 131 |
| 0-523-97 | 242 | 0-557-00 | 188 | 0-578-22 | 222, 224 | 0-601-54 | 232 | 0-609-57 | 131 |
| 0-523-98 | 242 | 0-557-01 | 188 | 0-578-24 | 223, 224 | 0-601-55 | 230 | 0-609-59 | 131 |
| 0-523-99 | 242 | 0-557-02 | 188 | 0-578-55 | 222, 224 | 0-601-57 | 232 | 0-609-62 | 131 |
| 0-524-00 | 281 | 0-557-04 | 188 | 0-578-56 | 223, 224 | 0-601-58 | 232 | 0-609-64 | 131 |
| 0-524-72 | 280 | 0-557-05 | 188 | 0-578-74 | 223, 224 | 0-601-61 | 232 | 0-609-65 | 131 |
| 0-524-74 | 280 | 0-557-07 | 188 | 0-579-51 | 140 | 0-601-62 | 232 | 0-609-70 | 131 |
| 0-524-99 | 280 | 0-557-08 | 188 | 0-579-60 | 125 | 0-601-69 | 232 | 0-612-00 | 135 |
| 0-525-01 | 240 | 0-557-09 | 188 | 0-584-90 | 206 | 0-601-90 | 230 | 0-613-00 | 296 |
| 0-525-03 | 237 | 0-557-21 | 189 | 0-590-00 | 237 | 0-601-91 | 232 | 0-615-00 | 188 |
| 0-525-26 | 241 | 0-557-29 | 189 | 0-591-00 | 206 | 0-601-92 | 230 | 0-620-00 | 296 |
| 0-525-30 | 241 | 0-557-37 | 189 | 0-591-50 | 206 | 0-603-00 | 132 | 0-620-01 | 296 |
| 0-525-32 | 241 | 0-557-38 | 189 | 0-592-00 | 188 | 0-603-01 | 132 | 0-621-06 | 192 |
| 0-525-35 | 241 | 0-557-39 | 189 | 0-593-00 | 250 | 0-603-02 | 132 | 0-621-09 | 192 |
| 0-525-36 | 241 | 0-557-48 | 188 | 0-593-01 | 250 | 0-603-03 | 136 | 0-621-12 | 192 |
| 0-525-40 | 241 | 0-557-50 | 188 | 0-593-03 | 251 | 0-603-04 | 132 | 0-621-59 | 192 |
| 0-525-42 | 240 | 0-557-52 | 188 | 0-593-04 | 251 | 0-603-05 | 132 | 0-621-62 | 192 |
| 0-525-43 | 241 | 0-557-60 | 189 | 0-593-05 | 251 | 0-603-06 | 136 | 0-622-06 | 192 |

NUMERICAL INDEX

| | | | | | | | | | |
|----------|-----|----------|-----|----------|-----|----------|----------|----------|-----|
| 0-622-09 | 192 | 0-649-91 | 275 | 0-668-56 | 86 | 0-696-55 | 200 | 0-717-12 | 244 |
| 0-622-12 | 192 | 0-649-92 | 275 | 0-668-57 | 86 | 0-696-63 | 200 | 0-717-13 | 244 |
| 0-623-06 | 192 | 0-649-93 | 274 | 0-668-65 | 86 | 0-697-00 | 179 | 0-717-23 | 244 |
| 0-623-09 | 192 | 0-650-00 | 255 | 0-668-66 | 86 | 0-697-10 | 179 | 0-717-25 | 244 |
| 0-623-12 | 192 | 0-656-00 | 137 | 0-668-67 | 89 | 0-697-15 | 179 | 0-717-33 | 244 |
| 0-623-59 | 192 | 0-656-02 | 137 | 0-668-68 | 89 | 0-697-20 | 179 | 0-718-08 | 298 |
| 0-623-62 | 192 | 0-656-03 | 137 | 0-668-69 | 89 | 0-698-01 | 298 | 0-726-06 | 261 |
| 0-642-00 | 254 | 0-656-04 | 137 | 0-668-76 | 89 | 0-698-16 | 297 | 0-726-12 | 261 |
| 0-642-04 | 254 | 0-656-05 | 137 | 0-668-80 | 91 | 0-698-18 | 298 | 0-726-13 | 260 |
| 0-642-14 | 252 | 0-657-00 | 141 | 0-668-81 | 91 | 0-698-19 | 297 | 0-726-24 | 261 |
| 0-642-15 | 252 | 0-657-01 | 141 | 0-668-82 | 87 | 0-698-25 | 298 | 0-726-25 | 260 |
| 0-642-16 | 252 | 0-657-02 | 141 | 0-668-83 | 87 | 0-698-68 | 297 | 0-726-30 | 265 |
| 0-642-17 | 252 | 0-657-03 | 141 | 0-668-84 | 87 | 0-698-69 | 297 | 0-727-02 | 260 |
| 0-642-18 | 252 | 0-657-11 | 141 | 0-668-85 | 87 | 0-699-59 | 287 | 0-727-06 | 262 |
| 0-642-19 | 252 | 0-657-12 | 141 | 0-668-87 | 89 | 0-699-61 | 287 | 0-727-07 | 262 |
| 0-642-24 | 252 | 0-657-13 | 141 | 0-668-88 | 89 | 0-699-62 | 285 | 0-727-08 | 262 |
| 0-642-26 | 252 | 0-657-20 | 142 | 0-668-89 | 89 | 0-699-63 | 284 | 0-727-09 | 262 |
| 0-642-27 | 252 | 0-657-21 | 142 | 0-668-92 | 89 | 0-699-64 | 285 | 0-727-10 | 262 |
| 0-642-28 | 253 | 0-657-22 | 142 | 0-668-93 | 91 | 0-699-67 | 286 | 0-727-11 | 260 |
| 0-642-30 | 252 | 0-657-30 | 142 | 0-668-94 | 91 | 0-699-68 | 286 | 0-727-12 | 259 |
| 0-642-31 | 252 | 0-657-31 | 142 | 0-668-95 | 91 | 0-699-72 | 286 | 0-727-13 | 260 |
| 0-642-32 | 252 | 0-657-32 | 142 | 0-669-13 | 91 | 0-699-74 | 286 | 0-727-14 | 260 |
| 0-642-33 | 252 | 0-657-37 | 142 | 0-669-25 | 91 | 0-699-86 | 285 | 0-727-15 | 260 |
| 0-642-34 | 252 | 0-657-38 | 142 | 0-669-40 | 285 | 0-699-90 | 284 | 0-727-16 | 260 |
| 0-642-48 | 252 | 0-657-39 | 142 | 0-669-41 | 285 | 0-699-92 | 285 | 0-727-17 | 262 |
| 0-642-50 | 253 | 0-657-40 | 142 | 0-669-91 | 285 | 0-699-95 | 285 | 0-727-18 | 262 |
| 0-642-51 | 253 | 0-657-50 | 142 | 0-673-12 | 256 | 0-702-00 | 289 | 0-727-19 | 260 |
| 0-642-52 | 253 | 0-657-99 | 141 | 0-673-24 | 256 | 0-702-10 | 289 | 0-727-20 | 263 |
| 0-642-53 | 253 | 0-658-00 | 133 | 0-673-63 | 256 | 0-702-50 | 289 | 0-727-22 | 261 |
| 0-642-55 | 253 | 0-658-01 | 133 | 0-673-64 | 256 | 0-703-00 | 289 | 0-727-24 | 259 |
| 0-642-60 | 253 | 0-658-02 | 134 | 0-673-65 | 256 | 0-703-20 | 176, 291 | 0-727-25 | 260 |
| 0-642-62 | 254 | 0-658-03 | 133 | 0-673-66 | 256 | 0-703-30 | 290 | 0-727-26 | 260 |
| 0-642-65 | 253 | 0-658-11 | 133 | 0-673-75 | 256 | 0-703-40 | 290 | 0-727-27 | 260 |
| 0-642-66 | 253 | 0-658-50 | 140 | 0-673-76 | 256 | 0-703-50 | 289 | 0-727-28 | 260 |
| 0-642-67 | 253 | 0-658-51 | 133 | 0-673-77 | 256 | 0-703-51 | 174, 289 | 0-727-29 | 260 |
| 0-642-70 | 254 | 0-661-12 | 192 | 0-674-00 | 287 | 0-703-52 | 289 | 0-727-32 | 261 |
| 0-642-74 | 254 | 0-661-18 | 192 | 0-675-00 | 178 | 0-703-53 | 289 | 0-727-33 | 226 |
| 0-645-00 | 134 | 0-661-24 | 192 | 0-684-16 | 297 | 0-703-54 | 289 | 0-727-34 | 261 |
| 0-645-11 | 135 | 0-662-12 | 192 | 0-684-19 | 297 | 0-703-60 | 289 | 0-727-35 | 228 |
| 0-645-50 | 139 | 0-662-18 | 192 | 0-684-25 | 298 | 0-703-80 | 290 | 0-727-40 | 261 |
| 0-645-60 | 137 | 0-662-24 | 192 | 0-684-66 | 297 | 0-703-85 | 290 | 0-727-41 | 261 |
| 0-645-70 | 137 | 0-663-12 | 192 | 0-684-69 | 297 | 0-703-90 | 290 | 0-727-42 | 261 |
| 0-646-22 | 255 | 0-663-18 | 192 | 0-687-01 | 133 | 0-703-99 | 291 | 0-727-43 | 226 |
| 0-646-50 | 137 | 0-664-25 | 296 | 0-687-11 | 133 | 0-704-00 | 292 | 0-727-44 | 261 |
| 0-647-02 | 280 | 0-665-55 | 111 | 0-687-50 | 133 | 0-704-05 | 292 | 0-727-47 | 261 |
| 0-647-04 | 280 | 0-665-70 | 111 | 0-688-00 | 178 | 0-704-10 | 292 | 0-727-50 | 263 |
| 0-647-06 | 279 | 0-665-75 | 111 | 0-689-00 | 178 | 0-704-15 | 292 | 0-727-51 | 265 |
| 0-647-10 | 279 | 0-665-80 | 111 | 0-690-50 | 139 | 0-704-20 | 292 | 0-727-52 | 265 |
| 0-647-20 | 279 | 0-668-04 | 88 | 0-690-51 | 139 | 0-704-21 | 292 | 0-727-53 | 265 |
| 0-647-31 | 279 | 0-668-05 | 88 | 0-690-54 | 139 | 0-704-25 | 291 | 0-727-54 | 266 |
| 0-647-34 | 279 | 0-668-06 | 88 | 0-690-55 | 139 | 0-704-50 | 292 | 0-727-55 | 266 |
| 0-647-36 | 279 | 0-668-10 | 88 | 0-690-60 | 139 | 0-704-55 | 292 | 0-727-56 | 266 |
| 0-647-42 | 279 | 0-668-11 | 88 | 0-692-09 | 233 | 0-705-00 | 120 | 0-727-57 | 266 |
| 0-647-55 | 279 | 0-668-13 | 88 | 0-692-16 | 233 | 0-705-01 | 120 | 0-727-58 | 266 |
| 0-647-60 | 279 | 0-668-14 | 89 | 0-692-19 | 233 | 0-705-02 | 120 | 0-727-59 | 267 |
| 0-647-96 | 280 | 0-668-18 | 87 | 0-692-66 | 233 | 0-705-03 | 120 | 0-727-60 | 267 |
| 0-647-97 | 280 | 0-668-21 | 90 | 0-693-09 | 233 | 0-705-11 | 120 | 0-727-62 | 261 |
| 0-647-98 | 280 | 0-668-22 | 90 | 0-693-16 | 233 | 0-705-12 | 120 | 0-727-63 | 262 |
| 0-647-99 | 280 | 0-668-23 | 90 | 0-693-19 | 233 | 0-705-21 | 120 | 0-727-64 | 262 |
| 0-648-25 | 276 | 0-668-25 | 89 | 0-693-66 | 233 | 0-705-22 | 120 | 0-727-68 | 263 |
| 0-648-30 | 276 | 0-668-27 | 88 | 0-693-69 | 233 | 0-705-23 | 120 | 0-727-70 | 261 |
| 0-648-31 | 276 | 0-668-29 | 88 | 0-693-90 | 233 | 0-705-24 | 120 | 0-727-71 | 261 |
| 0-648-50 | 277 | 0-668-30 | 89 | 0-693-98 | 237 | 0-705-25 | 120 | 0-727-72 | 261 |
| 0-648-75 | 278 | 0-668-32 | 90 | 0-693-99 | 237 | 0-705-26 | 120 | 0-727-74 | 261 |
| 0-648-80 | 277 | 0-668-33 | 90 | 0-695-09 | 233 | 0-714-03 | 156 | 0-727-76 | 262 |
| 0-649-07 | 298 | 0-668-34 | 90 | 0-695-16 | 233 | 0-715-00 | 243 | 0-727-83 | 226 |
| 0-649-10 | 298 | 0-668-35 | 90 | 0-695-19 | 233 | 0-715-01 | 243 | 0-728-02 | 264 |
| 0-649-22 | 274 | 0-668-37 | 91 | 0-695-66 | 234 | 0-715-13 | 244 | 0-728-04 | 264 |
| 0-649-28 | 274 | 0-668-40 | 87 | 0-695-67 | 234 | 0-715-14 | 244 | 0-728-06 | 264 |
| 0-649-40 | 274 | 0-668-41 | 90 | 0-695-69 | 234 | 0-715-23 | 244 | 0-728-10 | 263 |
| 0-649-42 | 276 | 0-668-42 | 90 | 0-695-90 | 233 | 0-715-24 | 244 | 0-728-12 | 263 |
| 0-649-43 | 276 | 0-668-43 | 90 | 0-695-99 | 237 | 0-717-00 | 243 | 0-728-13 | 264 |
| 0-649-45 | 275 | 0-668-51 | 87 | 0-696-03 | 200 | 0-717-01 | 243 | 0-728-14 | 263 |
| 0-649-50 | 275 | 0-668-52 | 87 | 0-696-05 | 200 | 0-717-05 | 244 | 0-728-15 | 263 |
| 0-649-75 | 275 | 0-668-53 | 87 | 0-696-13 | 200 | 0-717-10 | 244 | 0-728-16 | 264 |
| 0-649-80 | 277 | 0-668-55 | 86 | 0-696-53 | 200 | 0-717-11 | 244 | 0-728-20 | 264 |

NUMERICAL INDEX

| | | | | | | | | | |
|----------|----------|----------|--------|----------|--------|----------|-----|----------|----------|
| 0-728-23 | 264 | 0-770-07 | 35 | 0-775-51 | 22 | 0-782-62 | 128 | 0-852-51 | 228 |
| 0-728-24 | 263 | 0-770-08 | 35 | 0-775-53 | 17 | 0-784-52 | 128 | 0-852-52 | 228 |
| 0-728-25 | 264 | 0-770-09 | 35 | 0-775-54 | 43 | 0-784-62 | 128 | 0-852-53 | 228 |
| 0-728-26 | 263 | 0-771-00 | 35 | 0-775-55 | 39 | 0-785-52 | 128 | 0-852-62 | 227 |
| 0-728-27 | 263 | 0-771-04 | 35 | 0-775-56 | 22 | 0-785-62 | 128 | 0-852-72 | 227 |
| 0-728-30 | 265 | 0-774-00 | 21 | 0-775-57 | 22 | 0-786-52 | 128 | 0-856-00 | 214, 218 |
| 0-728-31 | 265 | 0-774-01 | 21 | 0-775-58 | 46, 50 | 0-786-62 | 128 | 0-856-01 | 215, 218 |
| 0-728-32 | 266 | 0-774-02 | 19 | 0-775-59 | 21 | 0-789-62 | 128 | 0-856-02 | 215, 218 |
| 0-728-33 | 266 | 0-774-03 | 21 | 0-775-60 | 46, 50 | 0-79X-01 | 129 | 0-856-05 | 215, 218 |
| 0-728-34 | 266 | 0-774-04 | 21 | 0-775-61 | 21 | 0-79X-02 | 129 | 0-856-10 | 215, 218 |
| 0-728-40 | 264 | 0-774-10 | 42 | 0-775-63 | 45, 50 | 0-79X-03 | 129 | 0-856-15 | 215, 218 |
| 0-728-42 | 264 | 0-774-14 | 18 | 0-775-64 | 49 | 0-79X-04 | 129 | 0-856-16 | 215, 218 |
| 0-728-62 | 263 | 0-774-26 | 9 | 0-775-66 | 24 | 0-79X-05 | 129 | 0-856-20 | 214, 218 |
| 0-728-63 | 264 | 0-774-27 | 9 | 0-775-67 | 24 | 0-79X-06 | 129 | 0-856-22 | 215, 218 |
| 0-728-70 | 264 | 0-774-50 | 31 | 0-775-68 | 23 | 0-79X-08 | 129 | 0-856-25 | 214, 218 |
| 0-728-72 | 264 | 0-774-51 | 31 | 0-775-70 | 16 | 0-79X-09 | 129 | 0-856-27 | 214, 218 |
| 0-728-74 | 263 | 0-774-55 | 31 | 0-775-71 | 49 | 0-79X-10 | 129 | 0-856-30 | 215, 218 |
| 0-728-75 | 264 | 0-774-58 | 28 | 0-775-72 | 49 | 0-79X-11 | 129 | 0-856-41 | 214, 218 |
| 0-729-00 | 270 | 0-774-59 | 28 | 0-775-73 | 49 | 0-79X-12 | 129 | 0-856-42 | 214, 218 |
| 0-729-01 | 270 | 0-774-68 | 28 | 0-775-74 | 49 | 0-79X-13 | 129 | 0-856-51 | 215, 219 |
| 0-729-02 | 270 | 0-774-69 | 28 | 0-775-76 | 19 | 0-79X-14 | 129 | 0-856-52 | 215, 219 |
| 0-729-03 | 270 | 0-774-70 | 40 | 0-775-77 | 19 | 0-79X-15 | 129 | 0-856-55 | 215, 219 |
| 0-729-04 | 270 | 0-774-71 | 40 | 0-775-78 | 19 | 0-79X-16 | 129 | 0-856-60 | 215, 219 |
| 0-729-05 | 208, 270 | 0-774-72 | 26 | 0-775-80 | 36 | 0-79X-17 | 129 | 0-856-65 | 215, 219 |
| 0-729-06 | 208, 270 | 0-774-73 | 26 | 0-775-81 | 50 | 0-79X-18 | 129 | 0-856-66 | 215, 219 |
| 0-731-16 | 156, 278 | 0-774-74 | 38 | 0-775-84 | 50 | 0-79X-20 | 129 | 0-856-70 | 214, 219 |
| 0-731-17 | 156, 278 | 0-774-75 | 38 | 0-775-86 | 19 | 0-79X-21 | 129 | 0-856-72 | 215, 219 |
| 0-731-32 | 156, 278 | 0-774-76 | 28 | 0-775-87 | 18 | 0-79X-22 | 129 | 0-856-75 | 214, 219 |
| 0-731-33 | 156, 278 | 0-774-80 | 47 | 0-775-88 | 19 | 0-79X-23 | 129 | 0-856-77 | 214, 219 |
| 0-732-00 | 156 | 0-774-81 | 47 | 0-775-91 | 48 | 0-79X-24 | 129 | 0-856-80 | 215, 219 |
| 0-732-01 | 156 | 0-774-82 | 47 | 0-775-92 | 48 | 0-79X-25 | 129 | 0-856-97 | 215 |
| 0-733-00 | 243 | 0-774-88 | 23 | 0-775-93 | 48 | 0-79X-26 | 129 | 0-856-98 | 215 |
| 0-733-01 | 243 | 0-774-90 | 49 | 0-775-97 | 48 | 0-79X-34 | 129 | 0-857-01 | 217, 220 |
| 0-733-10 | 243 | 0-774-93 | 25 | 0-775-98 | 48 | 0-79X-37 | 129 | 0-857-02 | 217, 220 |
| 0-733-25 | 155 | 0-774-96 | 24 | 0-775-99 | 48 | 0-79X-38 | 129 | 0-857-05 | 217, 220 |
| 0-733-26 | 155 | 0-774-97 | 39 | 0-776-00 | 23 | 0-79X-39 | 129 | 0-857-08 | 217, 220 |
| 0-733-27 | 155 | 0-774-99 | 47 | 0-776-01 | 41 | 0-79X-41 | 129 | 0-857-10 | 216, 220 |
| 0-733-35 | 155 | 0-775-00 | 25 | 0-776-02 | 39 | 0-79X-43 | 129 | 0-857-15 | 217, 220 |
| 0-733-36 | 155 | 0-775-01 | 27 | 0-776-06 | 38 | 0-79X-44 | 129 | 0-857-16 | 216, 220 |
| 0-733-37 | 155 | 0-775-03 | 49 | 0-776-15 | 37 | 0-79X-45 | 129 | 0-857-20 | 216, 220 |
| 0-735-00 | 255 | 0-775-04 | 44 | 0-776-16 | 39 | 0-79X-47 | 129 | 0-857-22 | 217, 220 |
| 0-736-00 | 256 | 0-775-09 | 39 | 0-776-17 | 40 | 0-79X-48 | 129 | 0-857-25 | 216, 220 |
| 0-737-00 | 255 | 0-775-10 | 48 | 0-776-33 | 39 | 0-79X-49 | 129 | 0-857-27 | 217, 220 |
| 0-740-XX | 258 | 0-775-12 | 39 | 0-776-45 | 37 | 0-79X-50 | 129 | 0-857-30 | 216, 220 |
| 0-741-XX | 258 | 0-775-14 | 48 | 0-776-49 | 25 | 0-79X-51 | 129 | 0-857-51 | 217, 221 |
| 0-742-12 | 259 | 0-775-15 | 37 | 0-776-53 | 42 | 0-79X-52 | 129 | 0-857-52 | 217, 221 |
| 0-742-24 | 259 | 0-775-16 | 39 | 0-776-58 | 50 | 0-79X-53 | 129 | 0-857-58 | 217, 221 |
| 0-743-12 | 259 | 0-775-17 | 26 | 0-776-60 | 16 | 0-79X-54 | 129 | 0-857-60 | 216, 220 |
| 0-743-23 | 91 | 0-775-19 | 48 | 0-776-63 | 16 | 0-79X-55 | 129 | 0-857-65 | 217, 221 |
| 0-744-00 | 267 | 0-775-20 | 49 | 0-776-66 | 22 | 0-79X-56 | 129 | 0-857-66 | 216, 221 |
| 0-744-10 | 268 | 0-775-21 | 48 | 0-776-67 | 22 | 0-79X-90 | 129 | 0-857-72 | 217, 221 |
| 0-744-11 | 268 | 0-775-22 | 48 | 0-776-68 | 41 | 0-79X-92 | 129 | 0-857-75 | 216, 221 |
| 0-744-12 | 268 | 0-775-23 | 48 | 0-776-69 | 39 | 0-79X-94 | 129 | 0-857-77 | 217, 221 |
| 0-744-13 | 267 | 0-775-24 | 37 | 0-776-70 | 39 | 0-79X-95 | 129 | 0-862-05 | 247 |
| 0-744-16 | 268 | 0-775-25 | 48 | 0-776-72 | 23 | 0-79X-97 | 129 | 0-862-85 | 247 |
| 0-744-22 | 267 | 0-775-26 | 41 | 0-776-73 | 42 | 0-790-00 | 231 | 0-863-05 | 247 |
| 0-744-23 | 269 | 0-775-27 | 26 | 0-776-75 | 24 | 0-795-XX | 129 | 0-863-65 | 247 |
| 0-744-24 | 269 | 0-775-28 | 49 | 0-776-76 | 42 | 0-796-XX | 129 | 0-863-85 | 247 |
| 0-744-25 | 269 | 0-775-29 | 45 | 0-776-79 | 49 | 0-798-00 | 293 | 0-864-05 | 247 |
| 0-744-26 | 269 | 0-775-30 | 24 | 0-776-80 | 36 | 0-798-10 | 128 | 0-864-80 | 247 |
| 0-744-36 | 268 | 0-775-31 | 43 | 0-776-82 | 49 | 0-798-11 | 128 | 0-864-95 | 247 |
| 0-744-37 | 268 | 0-775-32 | 49 | 0-776-93 | 48 | 0-798-95 | 128 | 0-865-10 | 247 |
| 0-744-38 | 268 | 0-775-34 | 24 | 0-776-94 | 48 | 0-798-96 | 293 | 0-865-90 | 247 |
| 0-744-44 | 269 | 0-775-35 | 42 | 0-776-95 | 48 | 0-798-98 | 128 | 0-866-80 | 247 |
| 0-744-54 | 269 | 0-775-36 | 19 | 0-776-96 | 48 | 0-798-99 | 128 | 0-866-90 | 247 |
| 0-744-62 | 268 | 0-775-37 | 37, 39 | 0-776-97 | 49 | 0-799-50 | 293 | 0-867-00 | 247 |
| 0-767-40 | 103 | 0-775-39 | 27 | 0-777-00 | 243 | 0-799-51 | 293 | 0-867-01 | 247 |
| 0-767-41 | 104 | 0-775-40 | 45, 50 | 0-777-02 | 243 | 0-799-52 | 293 | 0-870-05 | 31 |
| 0-767-42 | 104 | 0-775-41 | 26 | 0-777-15 | 245 | 0-834-10 | 201 | 0-870-13 | 13 |
| 0-767-43 | 104 | 0-775-42 | 45, 50 | 0-777-23 | 245 | 0-852-00 | 242 | 0-870-14 | 13 |
| 0-767-44 | 104 | 0-775-43 | 39 | 0-777-24 | 245 | 0-852-02 | 229 | 0-870-18 | 14 |
| 0-767-60 | 103 | 0-775-45 | 16 | 0-780-51 | 128 | 0-852-04 | 229 | 0-870-21 | 14 |
| 0-767-70 | 103 | 0-775-46 | 39 | 0-780-61 | 128 | 0-852-10 | 229 | 0-870-22 | 14 |
| 0-767-97 | 103 | 0-775-47 | 25 | 0-781-51 | 128 | 0-852-20 | 229 | 0-870-23 | 14 |
| 0-770-00 | 35 | 0-775-48 | 44 | 0-781-61 | 128 | 0-852-30 | 227 | 0-870-26 | 13 |
| 0-770-04 | 35 | 0-775-49 | 50 | 0-782-52 | 128 | 0-852-50 | 228 | 0-870-28 | 12 |

NUMERICAL INDEX


| | | | | | | | | | |
|----------|--------|----------|-----|----------|-----|----------|-----|-----------|-----|
| 0-870-29 | 12 | 0-894-30 | 248 | 0-932-43 | 144 | 0-942-07 | 146 | 0-948-05 | 148 |
| 0-870-30 | 31 | 0-894-40 | 248 | 0-932-45 | 144 | 0-942-08 | 146 | 0-949-01 | 147 |
| 0-870-32 | 31 | 0-894-50 | 248 | 0-932-46 | 144 | 0-942-09 | 146 | 0-949-03 | 147 |
| 0-870-34 | 31 | 0-894-60 | 248 | 0-932-47 | 144 | 0-942-10 | 146 | 0-949-05 | 147 |
| 0-870-35 | 31 | 0-895-50 | 248 | 0-932-48 | 144 | 0-942-11 | 146 | 0-950-01 | 148 |
| 0-870-36 | 31 | 0-895-60 | 248 | 0-932-51 | 144 | 0-942-12 | 146 | 0-950-03 | 148 |
| 0-870-44 | 30 | 0-895-70 | 248 | 0-932-54 | 144 | 0-942-14 | 146 | 0-950-05 | 148 |
| 0-870-47 | 10 | 0-895-80 | 248 | 0-932-57 | 144 | 0-942-15 | 146 | 0-951-00F | 148 |
| 0-870-48 | 10 | 0-896-01 | 246 | 0-932-58 | 144 | 0-942-18 | 146 | 0-951-50F | 148 |
| 0-870-50 | 51 | 0-896-02 | 246 | 0-932-61 | 144 | 0-942-21 | 146 | 0-951-51F | 149 |
| 0-870-51 | 51 | 0-896-03 | 246 | 0-932-67 | 144 | 0-942-23 | 146 | 0-951-52F | 148 |
| 0-870-52 | 51 | 0-896-04 | 246 | 0-932-71 | 144 | 0-942-24 | 146 | 0-952-00F | 149 |
| 0-870-53 | 51 | 0-896-05 | 246 | 0-932-72 | 144 | 0-942-25 | 146 | 0-952-51F | 148 |
| 0-870-54 | 51 | 0-896-06 | 246 | 0-932-73 | 144 | 0-942-27 | 146 | 0-953-00F | 149 |
| 0-870-55 | 11 | 0-896-07 | 246 | 0-932-74 | 144 | 0-942-28 | 146 | 0-953-50F | 149 |
| 0-870-56 | 11, 43 | 0-896-08 | 246 | 0-932-75 | 144 | 0-942-31 | 146 | 0-953-51F | 149 |
| 0-870-57 | 11 | 0-896-10 | 246 | 0-932-81 | 144 | 0-942-34 | 146 | 0-954-15 | 154 |
| 0-870-61 | 51 | 0-896-11 | 246 | 0-932-82 | 144 | 0-942-35 | 146 | 0-954-17 | 154 |
| 0-870-70 | 13 | 0-896-12 | 246 | 0-932-87 | 144 | 0-942-37 | 146 | 0-955-00F | 149 |
| 0-870-71 | 13 | 0-896-13 | 246 | 0-933-01 | 145 | 0-942-38 | 146 | 0-961-01 | 154 |
| 0-870-73 | 13 | 0-896-14 | 246 | 0-933-02 | 145 | 0-942-40 | 146 | 0-961-57 | 154 |
| 0-870-75 | 13 | 0-896-15 | 246 | 0-933-03 | 145 | 0-942-41 | 146 | 0-961-58 | 154 |
| 0-870-83 | 30 | 0-896-16 | 246 | 0-933-04 | 145 | 0-942-42 | 146 | 0-975-35 | 155 |
| 0-870-90 | 30 | 0-896-17 | 246 | 0-933-05 | 145 | 0-942-43 | 146 | 0-976-10F | 152 |
| 0-870-91 | 30 | 0-930-01 | 144 | 0-933-06 | 145 | 0-942-45 | 146 | 0-976-15F | 152 |
| 0-870-95 | 30 | 0-930-02 | 144 | 0-933-07 | 145 | 0-942-46 | 146 | 0-977-01F | 152 |
| 0-875-01 | 29 | 0-930-03 | 144 | 0-933-08 | 145 | 0-942-47 | 146 | 0-977-05F | 152 |
| 0-875-02 | 29 | 0-930-04 | 144 | 0-933-09 | 145 | 0-942-48 | 146 | 0-977-10F | 152 |
| 0-875-08 | 29 | 0-930-05 | 144 | 0-933-10 | 145 | 0-942-51 | 146 | 0-977-15F | 152 |
| 0-875-11 | 29 | 0-930-06 | 144 | 0-933-11 | 145 | 0-942-54 | 146 | 0-978-01F | 152 |
| 0-875-12 | 29 | 0-930-07 | 144 | 0-933-15 | 145 | 0-942-57 | 146 | 0-978-05F | 152 |
| 0-875-18 | 29 | 0-930-08 | 144 | 0-933-25 | 145 | 0-942-58 | 146 | 0-979-05F | 153 |
| 0-875-60 | 29 | 0-930-09 | 144 | 0-933-27 | 145 | 0-942-61 | 146 | 0-979-15F | 152 |
| 0-876-10 | 44 | 0-930-10 | 144 | 0-933-40 | 145 | 0-942-67 | 146 | 0-980-01F | 153 |
| 0-876-18 | 37 | 0-930-11 | 144 | 0-933-41 | 145 | 0-942-71 | 146 | 0-980-11F | 152 |
| 0-876-25 | 49 | 0-931-01 | 144 | 0-933-45 | 145 | 0-942-72 | 146 | 0-981-00F | 153 |
| 0-876-27 | 49 | 0-931-02 | 144 | 0-933-75 | 145 | 0-942-73 | 146 | 0-981-05F | 153 |
| 0-876-28 | 36 | 0-931-03 | 144 | 0-934-01 | 145 | 0-942-74 | 146 | 0-981-10F | 152 |
| 0-876-39 | 20 | 0-931-04 | 144 | 0-934-03 | 145 | 0-942-75 | 146 | 0-981-15F | 152 |
| 0-876-41 | 20 | 0-931-05 | 144 | 0-934-05 | 145 | 0-942-81 | 146 | 0-982-00F | 153 |
| 0-876-43 | 20 | 0-931-06 | 144 | 0-935-01 | 145 | 0-942-82 | 146 | 0-982-05F | 153 |
| 0-876-48 | 18 | 0-931-07 | 144 | 0-935-03 | 145 | 0-942-87 | 146 | 0-982-10F | 152 |
| 0-876-55 | 36 | 0-931-08 | 144 | 0-935-05 | 145 | 0-943-01 | 147 | 0-982-15F | 152 |
| 0-876-57 | 36 | 0-931-09 | 144 | 0-936-01 | 145 | 0-943-02 | 147 | 0-983-00F | 153 |
| 0-876-59 | 36 | 0-931-10 | 144 | 0-936-03 | 145 | 0-943-03 | 147 | 0-983-05F | 153 |
| 0-876-62 | 44 | 0-931-11 | 144 | 0-936-05 | 145 | 0-943-04 | 147 | 0-983-10F | 152 |
| 0-876-63 | 37 | 0-931-40 | 144 | 0-937-01 | 145 | 0-943-05 | 147 | 0-983-15F | 152 |
| 0-876-64 | 37 | 0-932-01 | 144 | 0-937-03 | 145 | 0-943-06 | 147 | 0-984-00 | 153 |
| 0-876-76 | 40 | 0-932-02 | 144 | 0-937-05 | 145 | 0-943-07 | 147 | 0-984-05 | 153 |
| 0-876-77 | 38 | 0-932-03 | 144 | 0-938-01 | 145 | 0-943-08 | 147 | 0-985-00 | 153 |
| 0-876-80 | 36 | 0-932-04 | 144 | 0-938-05 | 145 | 0-943-09 | 147 | 0-985-05 | 153 |
| 0-876-81 | 50 | 0-932-05 | 144 | 0-939-01 | 145 | 0-943-11 | 147 | 0-986-10 | 154 |
| 0-876-93 | 36, 50 | 0-932-06 | 144 | 0-939-03 | 145 | 0-943-15 | 147 | 0-988-00 | 154 |
| 0-876-95 | 50 | 0-932-07 | 144 | 0-939-05 | 145 | 0-943-25 | 147 | 0-989-00 | 154 |
| 0-876-99 | 9, 20 | 0-932-08 | 144 | 0-940-01 | 146 | 0-943-27 | 147 | 0-990-00F | 153 |
| 0-878-10 | 17 | 0-932-09 | 144 | 0-940-05 | 146 | 0-943-40 | 147 | 0-990-55F | 153 |
| 0-883-85 | 247 | 0-932-10 | 144 | 0-941-01 | 146 | 0-943-41 | 147 | 0-993-00F | 150 |
| 0-884-05 | 247 | 0-932-11 | 144 | 0-941-02 | 146 | 0-943-45 | 147 | 0-993-01F | 150 |
| 0-884-80 | 247 | 0-932-12 | 144 | 0-941-03 | 146 | 0-943-75 | 147 | 0-993-40F | 150 |
| 0-884-95 | 247 | 0-932-14 | 144 | 0-941-04 | 146 | 0-944-01 | 147 | 0-993-50F | 150 |
| 0-885-10 | 247 | 0-932-15 | 144 | 0-941-05 | 146 | 0-944-03 | 147 | 0-994-50F | 150 |
| 0-885-90 | 247 | 0-932-18 | 144 | 0-941-06 | 146 | 0-944-05 | 147 | 0-994-60F | 150 |
| 0-886-10 | 247 | 0-932-21 | 144 | 0-941-07 | 146 | 0-945-01 | 147 | 0-995-00F | 150 |
| 0-886-80 | 247 | 0-932-23 | 144 | 0-941-08 | 146 | 0-945-02 | 147 | 0-995-50F | 150 |
| 0-887-00 | 247 | 0-932-24 | 144 | 0-941-09 | 146 | 0-945-03 | 147 | 0-997-00F | 151 |
| 0-887-01 | 247 | 0-932-25 | 144 | 0-941-10 | 146 | 0-945-05 | 147 | 0-997-05F | 151 |
| 0-890-30 | 248 | 0-932-27 | 144 | 0-941-11 | 146 | 0-945-08 | 147 | 0-997-10F | 151 |
| 0-890-35 | 248 | 0-932-28 | 144 | 0-941-15 | 146 | 0-945-38 | 147 | 0-997-15F | 151 |
| 0-890-40 | 248 | 0-932-31 | 144 | 0-941-28 | 146 | 0-946-01 | 147 | 0-997-20F | 151 |
| 0-891-00 | 248 | 0-932-34 | 144 | 0-941-40 | 146 | 0-946-03 | 147 | 0-997-60F | 151 |
| 0-891-01 | 248 | 0-932-35 | 144 | 0-942-01 | 146 | 0-946-05 | 147 | 0-997-65F | 151 |
| 0-892-00 | 248 | 0-932-37 | 144 | 0-942-02 | 146 | 0-947-01 | 147 | 0-998-01F | 151 |
| 0-893-50 | 248 | 0-932-38 | 144 | 0-942-03 | 146 | 0-947-03 | 147 | 0-999-13F | 151 |
| 0-893-60 | 248 | 0-932-40 | 144 | 0-942-04 | 146 | 0-947-05 | 147 | 0-999-63F | 151 |
| 0-893-70 | 248 | 0-932-41 | 144 | 0-942-05 | 146 | 0-948-01 | 148 | 1-017-01 | 160 |
| 0-893-80 | 248 | 0-932-42 | 144 | 0-942-06 | 146 | 0-948-03 | 148 | 1-018-01 | 159 |

NUMERICAL INDEX

| | | | | | | | | | |
|---------------|-----|---------------|-----|---------------|-----|---------------|----------|---------------|----------|
| 1-018-10..... | 159 | 2-001-46..... | 164 | 2-728-14..... | 263 | 3-008-45..... | 158 | 3-111-43..... | 176, 210 |
| 1-020-01..... | 159 | 2-001-47..... | 164 | 2-728-15..... | 263 | 3-008-52..... | 158 | 3-111-44..... | 176, 210 |
| 1-020-10..... | 159 | 2-001-48..... | 162 | 2-728-24..... | 263 | 3-008-53..... | 158 | 3-111-46..... | 176, 210 |
| 1-023-00..... | 160 | 2-001-49..... | 167 | 2-728-25..... | 264 | 3-008-54..... | 158 | 3-111-48..... | 176, 210 |
| 1-100-01..... | 160 | 2-001-50..... | 167 | 2-728-26..... | 263 | 3-008-55..... | 158 | 3-111-49..... | 176 |
| 1-100-04..... | 160 | 2-001-51..... | 167 | 2-728-27..... | 263 | 3-008-62..... | 158 | 3-330-38..... | 180 |
| 1-100-10..... | 160 | 2-001-52..... | 164 | 2-729-00..... | 270 | 3-008-63..... | 158 | 3-330-40..... | 180 |
| 1-100-99..... | 161 | 2-001-53..... | 166 | 2-729-03..... | 270 | 3-008-64..... | 158 | 3-330-42..... | 180 |
| 1-102-01..... | 160 | 2-001-54..... | 166 | 2-742-12..... | 193 | 3-008-65..... | 158 | 3-330-46..... | 180 |
| 1-102-10..... | 160 | 2-001-55..... | 166 | 2-742-21..... | 193 | 3-008-73..... | 158 | 3-330-51..... | 180 |
| 1-103-01..... | 160 | 2-001-56..... | 165 | 3-001-01..... | 162 | 3-008-74..... | 158 | 3-330-55..... | 180 |
| 1-103-10..... | 160 | 2-001-57..... | 165 | 3-001-02..... | 162 | 3-008-75..... | 158 | 3-330-58..... | 180 |
| 1-155-01..... | 159 | 2-001-58..... | 165 | 3-001-03..... | 163 | 3-010-61..... | 171 | 3-331-36..... | 180 |
| 1-224-01..... | 159 | 2-001-59..... | 164 | 3-001-04..... | 163 | 3-010-62..... | 171 | 3-331-38..... | 180 |
| 1-376-65..... | 196 | 2-001-60..... | 164 | 3-001-05..... | 162 | 3-010-63..... | 171 | 3-331-40..... | 180 |
| 1-376-67..... | 196 | 2-001-61..... | 164 | 3-001-06..... | 162 | 3-010-64..... | 171 | 3-331-42..... | 180 |
| 1-376-70..... | 196 | 2-001-62..... | 163 | 3-001-07..... | 163 | 3-010-65..... | 171 | 3-331-46..... | 180 |
| 1-376-75..... | 196 | 2-001-63..... | 163 | 3-001-08..... | 163 | 3-010-66..... | 171 | 3-331-51..... | 180 |
| 1-376-80..... | 196 | 2-001-64..... | 163 | 3-001-09..... | 164 | 3-010-67..... | 171 | 3-331-55..... | 180 |
| 1-376-82..... | 196 | 2-001-65..... | 162 | 3-001-10..... | 167 | 3-010-68..... | 171 | 3-331-58..... | 180 |
| 1-376-83..... | 196 | 2-001-66..... | 162 | 3-001-11..... | 167 | 3-010-69..... | 171 | 3-333-02..... | 183 |
| 1-379-08..... | 200 | 2-001-67..... | 162 | 3-001-12..... | 162 | 3-011-02..... | 177 | 3-333-03..... | 183 |
| 1-379-09..... | 200 | 2-001-68..... | 162 | 3-001-13..... | 163 | 3-011-03..... | 177 | 3-333-04..... | 183 |
| 1-379-10..... | 200 | 2-001-69..... | 162 | 3-001-15..... | 165 | 3-011-04..... | 177 | 3-333-06..... | 183 |
| 1-379-11..... | 200 | 2-001-70..... | 162 | 3-001-16..... | 167 | 3-011-05..... | 177 | 3-333-09..... | 183 |
| 1-379-12..... | 200 | 2-001-71..... | 162 | 3-001-17..... | 164 | 3-011-06..... | 177 | 3-333-12..... | 183 |
| 1-388-01..... | 159 | 2-001-72..... | 162 | 3-001-18..... | 164 | 3-011-12..... | 177 | 3-333-19..... | 183 |
| 1-443-92..... | 65 | 2-001-73..... | 162 | 3-001-19..... | 164 | 3-011-13..... | 177 | 3-333-25..... | 183 |
| 1-558-01..... | 159 | 2-017-01..... | 160 | 3-001-20..... | 162 | 3-011-14..... | 177 | 3-333-38..... | 183 |
| 1-558-10..... | 159 | 2-018-01..... | 159 | 3-001-21..... | 162 | 3-011-15..... | 177 | 3-372-02..... | 195 |
| 1-558-99..... | 161 | 2-018-10..... | 159 | 3-001-22..... | 162 | 3-011-16..... | 177 | 3-372-03..... | 195 |
| 1-559-01..... | 159 | 2-020-01..... | 159 | 3-001-23..... | 162 | 3-011-21..... | 169, 177 | 3-372-05..... | 195 |
| 1-559-10..... | 159 | 2-020-10..... | 159 | 3-001-25..... | 162 | 3-011-22..... | 169, 177 | 3-372-07..... | 195 |
| 2-001-01..... | 162 | 2-021-00..... | 161 | 3-001-26..... | 163 | 3-011-23..... | 169, 177 | 3-372-10..... | 195 |
| 2-001-02..... | 162 | 2-021-50..... | 161 | 3-001-27..... | 164 | 3-011-24..... | 169, 177 | 3-372-15..... | 195 |
| 2-001-03..... | 163 | 2-023-00..... | 160 | 3-001-28..... | 163 | 3-011-32..... | 176 | 3-372-20..... | 195 |
| 2-001-04..... | 163 | 2-100-01..... | 160 | 3-001-29..... | 164 | 3-011-33..... | 176, 210 | 3-372-25..... | 195 |
| 2-001-05..... | 162 | 2-100-04..... | 160 | 3-001-30..... | 164 | 3-011-34..... | 176, 210 | 3-372-30..... | 195 |
| 2-001-06..... | 162 | 2-100-10..... | 160 | 3-001-31..... | 166 | 3-011-36..... | 176, 210 | 3-372-90..... | 204 |
| 2-001-07..... | 163 | 2-100-99..... | 161 | 3-001-32..... | 165 | 3-011-38..... | 176, 210 | 3-372-99..... | 204 |
| 2-001-08..... | 163 | 2-102-01..... | 160 | 3-001-33..... | 165 | 3-011-39..... | 176 | 3-375-01..... | 195 |
| 2-001-09..... | 164 | 2-102-10..... | 160 | 3-001-34..... | 164 | 3-011-42..... | 176, 210 | 3-375-02..... | 195 |
| 2-001-10..... | 167 | 2-103-01..... | 160 | 3-001-35..... | 166 | 3-011-43..... | 176, 210 | 3-375-03..... | 195 |
| 2-001-11..... | 167 | 2-103-10..... | 160 | 3-001-36..... | 165 | 3-011-44..... | 176, 210 | 3-375-04..... | 195 |
| 2-001-12..... | 162 | 2-155-01..... | 159 | 3-001-37..... | 165 | 3-011-46..... | 176, 210 | 3-375-05..... | 195 |
| 2-001-13..... | 163 | 2-155-10..... | 159 | 3-001-38..... | 166 | 3-011-48..... | 176, 210 | 3-375-07..... | 195 |
| 2-001-15..... | 165 | 2-224-01..... | 159 | 3-001-39..... | 162 | 3-011-49..... | 176 | 3-375-10..... | 195 |
| 2-001-16..... | 167 | 2-333-02..... | 183 | 3-001-40..... | 164 | 3-011-50..... | 174, 210 | 3-375-15..... | 195 |
| 2-001-17..... | 164 | 2-333-03..... | 183 | 3-001-41..... | 164 | 3-011-51..... | 174 | 3-375-20..... | 195 |
| 2-001-18..... | 164 | 2-333-04..... | 183 | 3-001-42..... | 166 | 3-011-52..... | 174, 210 | 3-375-25..... | 195 |
| 2-001-19..... | 164 | 2-333-06..... | 183 | 3-001-43..... | 166 | 3-011-53..... | 174, 210 | 3-375-30..... | 195 |
| 2-001-20..... | 162 | 2-333-09..... | 183 | 3-001-44..... | 166 | 3-011-54..... | 174, 210 | 3-375-40..... | 195 |
| 2-001-21..... | 162 | 2-333-12..... | 183 | 3-001-45..... | 162 | 3-011-55..... | 174, 210 | 3-376-00..... | 204 |
| 2-001-22..... | 162 | 2-333-19..... | 183 | 3-001-46..... | 164 | 3-011-56..... | 174, 210 | 3-376-02..... | 204 |
| 2-001-23..... | 162 | 2-333-25..... | 183 | 3-001-47..... | 164 | 3-011-60..... | 174, 210 | 3-376-60..... | 205 |
| 2-001-25..... | 162 | 2-388-01..... | 159 | 3-001-48..... | 162 | 3-011-61..... | 174 | 3-376-85..... | 205 |
| 2-001-26..... | 163 | 2-388-10..... | 159 | 3-001-49..... | 167 | 3-011-62..... | 174, 210 | 3-376-90..... | 205 |
| 2-001-27..... | 164 | 2-558-01..... | 159 | 3-001-50..... | 167 | 3-011-63..... | 174, 210 | 3-378-00..... | 205 |
| 2-001-28..... | 163 | 2-558-10..... | 159 | 3-001-51..... | 167 | 3-011-64..... | 174, 210 | 3-378-13..... | 197 |
| 2-001-29..... | 164 | 2-558-99..... | 161 | 3-001-52..... | 164 | 3-011-65..... | 174, 210 | 3-378-14..... | 197 |
| 2-001-30..... | 164 | 2-559-01..... | 159 | 3-003-50..... | 171 | 3-011-66..... | 174, 210 | 3-378-17..... | 197 |
| 2-001-31..... | 166 | 2-559-10..... | 159 | 3-005-18..... | 168 | 3-011-95..... | 176, 210 | 3-378-85..... | 205 |
| 2-001-32..... | 165 | 2-726-12..... | 261 | 3-005-20..... | 169 | 3-011-96..... | 176, 210 | 3-431-05..... | 157 |
| 2-001-33..... | 165 | 2-726-24..... | 261 | 3-005-27..... | 169 | 3-011-97..... | 176 | 3-431-20..... | 157 |
| 2-001-34..... | 164 | 2-727-12..... | 259 | 3-008-21..... | 158 | 3-011-98..... | 176 | 3-431-75..... | 157 |
| 2-001-35..... | 166 | 2-727-16..... | 260 | 3-008-22..... | 158 | 3-013-07..... | 178 | 3-432-05..... | 157 |
| 2-001-36..... | 165 | 2-727-18..... | 262 | 3-008-23..... | 158 | 3-013-17..... | 178 | 3-432-20..... | 157 |
| 2-001-37..... | 165 | 2-727-24..... | 259 | 3-008-24..... | 158 | 3-013-21..... | 178 | 3-432-75..... | 157 |
| 2-001-38..... | 166 | 2-727-32..... | 261 | 3-008-25..... | 158 | 3-013-23..... | 178 | 3-531-05..... | 130 |
| 2-001-39..... | 162 | 2-727-40..... | 261 | 3-008-32..... | 158 | 3-111-32..... | 176, 210 | 3-593-18..... | 251 |
| 2-001-40..... | 164 | 2-727-44..... | 261 | 3-008-33..... | 158 | 3-111-33..... | 176, 210 | 3-609-02..... | 131 |
| 2-001-41..... | 164 | 2-727-47..... | 261 | 3-008-34..... | 158 | 3-111-34..... | 176, 210 | 3-609-04..... | 131 |
| 2-001-42..... | 166 | 2-727-70..... | 261 | 3-008-35..... | 158 | 3-111-36..... | 176, 210 | 3-609-05..... | 131 |
| 2-001-43..... | 166 | 2-727-71..... | 261 | 3-008-42..... | 158 | 3-111-38..... | 176, 210 | 3-609-10..... | 131 |
| 2-001-44..... | 166 | 2-728-12..... | 263 | 3-008-43..... | 158 | 3-111-39..... | 176 | 3-696-13..... | 200 |
| 2-001-45..... | 162 | 2-728-13..... | 264 | 3-008-44..... | 158 | 3-111-42..... | 176, 210 | 3-727-08..... | 262 |

NUMERICAL INDEX

| | | | | | | | | | |
|----------------|-----|----------------|--------|----------------|----------|-----------------|----------|-----------------|----------|
| 3-727-12..... | 259 | 4-531-13..... | 130 | 4-953-52F..... | 148 | 7-00H-11A..... | 113, 118 | 8-002-89..... | 113, 114 |
| 3-727-13..... | 260 | 4-531-18..... | 130 | 4-976-10F..... | 152 | 7-001-49..... | 113, 114 | 8-003-34..... | 113, 115 |
| 3-727-18..... | 262 | 4-609-54..... | 131 | 4-976-15F..... | 152 | 7-001-50..... | 113, 114 | 8-003-45..... | 113, 114 |
| 3-727-24..... | 259 | 4-727-18..... | 262 | 4-978-01F..... | 152 | 7-002-07..... | 112, 114 | 8-003-46..... | 113, 114 |
| 3-727-25..... | 260 | 4-728-14..... | 263 | 4-978-05F..... | 152 | 7-002-09..... | 112, 114 | 8-003-80..... | 112, 115 |
| 3-727-51..... | 265 | 4-774-24..... | 12 | 4-981-10F..... | 152 | 7-002-33..... | 112, 114 | 8-003-80W..... | 112, 117 |
| 3-727-52..... | 265 | 4-774-50..... | 8 | 4-981-15F..... | 152 | 7-002-39..... | 112, 116 | 8-003-82..... | 112, 114 |
| 3-727-53..... | 265 | 4-774-51..... | 8 | 4-982-10F..... | 152 | 7-002-41..... | 113, 114 | 8-003-82W..... | 112, 117 |
| 3-727-54..... | 266 | 4-774-99..... | 47 | 4-994-50F..... | 150 | 7-002-42..... | 113, 116 | 8-003-82WA..... | 112, 117 |
| 3-727-56..... | 266 | 4-775-94..... | 16 | 4-995-10F..... | 150 | 7-002-45..... | 112, 114 | 8-004-33C..... | 112, 115 |
| 3-727-57..... | 266 | 4-775-96..... | 48 | 4-997-00F..... | 151 | 7-002-46..... | 113, 114 | 8-004-33D..... | 112, 115 |
| 3-727-58..... | 266 | 4-775-97..... | 50 | 4-998-01F..... | 151 | 7-002-49..... | 113, 114 | 8-004-33E..... | 113, 115 |
| 3-727-70..... | 261 | 4-776-04..... | 47 | 4-999-13F..... | 151 | 7-002-65..... | 112, 116 | 8-004-34..... | 112, 116 |
| 3-728-12..... | 263 | 4-776-05..... | 27 | 5-017-01..... | 160 | 7-002-74..... | 113, 116 | 8-004-34F..... | 113, 116 |
| 3-728-13..... | 264 | 4-776-06..... | 46, 50 | 5-018-01..... | 159 | 7-002-76..... | 113, 116 | 8-004-48..... | 112, 118 |
| 3-728-15..... | 263 | 4-776-07..... | 46, 50 | 5-100-01..... | 160 | 7-002-86..... | 112, 117 | 8-004-53..... | 112, 118 |
| 3-728-24..... | 263 | 4-776-08..... | 46, 50 | 5-100-04..... | 160 | 7-002-88..... | 112, 114 | 8-004-60..... | 113, 118 |
| 3-728-25..... | 264 | 4-776-10..... | 41 | 5-100-99..... | 161 | 7-002-89..... | 113, 114 | 8-004-66..... | 113, 118 |
| 3-728-30..... | 265 | 4-776-11..... | 42 | 5-102-01..... | 160 | 7-003-34..... | 113, 115 | 8-004-72..... | 112, 118 |
| 3-728-31..... | 265 | 4-776-12..... | 42 | 5-103-01..... | 160 | 7-003-45..... | 113, 114 | 8-004-75..... | 113, 118 |
| 3-728-32..... | 266 | 4-776-19..... | 36 | 5-372-90..... | 204 | 7-003-46..... | 113, 114 | 8-004-99..... | 112, 119 |
| 3-728-33..... | 266 | 4-776-25..... | 27 | 5-372-99..... | 204 | 7-003-80..... | 112, 115 | 8-004-99A..... | 113, 119 |
| 3-728-34..... | 266 | 4-776-42..... | 45 | 5-376-60..... | 205 | 7-003-80W..... | 112, 117 | 8-005-01..... | 112, 117 |
| 3-729-00..... | 270 | 4-776-43..... | 26 | 5-376-90..... | 205 | 7-003-82..... | 112, 114 | 8-005-01A..... | 112, 117 |
| 3-729-01..... | 270 | 4-776-51..... | 9 | 5-376-99..... | 205 | 7-003-82W..... | 112, 117 | 8-005-04..... | 112, 117 |
| 3-729-03..... | 270 | 4-776-52..... | 9 | 5-431-45..... | 157 | 7-003-82WA..... | 112, 117 | 8-005-05..... | 113, 117 |
| 3-729-04..... | 270 | 4-776-53..... | 9 | 5-431-55..... | 157 | 7-004-33C..... | 112, 115 | 8-005-07..... | 113, 117 |
| 3-951-00F..... | 148 | 4-776-54..... | 9 | 5-432-45..... | 157 | 7-004-33D..... | 112, 115 | 8-005-66..... | 112, 114 |
| 3-951-50F..... | 148 | 4-776-55..... | 9 | 5-432-55..... | 157 | 7-004-33E..... | 113, 115 | 8-005-66A..... | 113, 114 |
| 3-952-51F..... | 148 | 4-776-56..... | 9 | 5-527-00..... | 189 | 7-004-34..... | 112, 116 | 8-005-67..... | 112, 115 |
| 3-953-00F..... | 149 | 4-776-81..... | 36 | 5-528-00..... | 189 | 7-004-34F..... | 113, 116 | 8-005-81..... | 112, 115 |
| 3-953-50F..... | 149 | 4-776-83..... | 48 | 5-539-51..... | 120 | 7-004-48..... | 112, 118 | 8-005-81A..... | 113, 115 |
| 3-953-52F..... | 148 | 4-776-84..... | 48 | 5-557-01..... | 188 | 7-004-53..... | 112, 118 | 8-005-84..... | 112, 115 |
| 3-976-10F..... | 152 | 4-776-85..... | 48 | 5-557-02..... | 188 | 7-004-60..... | 113, 118 | 8-008-74..... | 113, 114 |
| 3-976-15F..... | 152 | 4-776-86..... | 48 | 5-557-04..... | 188 | 7-004-66..... | 113, 118 | 8-008-75..... | 113, 114 |
| 3-977-01F..... | 152 | 4-776-87..... | 48 | 5-557-05..... | 188 | 7-004-72..... | 112, 118 | 8-008-96..... | 112, 119 |
| 3-977-05F..... | 152 | 4-776-97..... | 47 | 5-557-07..... | 188 | 7-004-75..... | 113, 118 | 8-009-21B..... | 112, 117 |
| 3-977-10F..... | 152 | 4-776-98..... | 47 | 5-557-08..... | 188 | 7-004-99..... | 112, 119 | 8-090-05..... | 112, 118 |
| 3-977-15F..... | 152 | 4-876-08..... | 15 | 5-557-09..... | 188 | 7-004-99A..... | 113, 119 | 8-090-06..... | 112, 118 |
| 3-978-01F..... | 152 | 4-876-09..... | 15 | 5-557-48..... | 188 | 7-005-01..... | 112, 117 | L-0C2-33-W..... | 113, 114 |
| 3-978-05F..... | 152 | 4-932-01..... | 144 | 5-558-01..... | 159 | 7-005-01A..... | 112, 117 | L-0C2-39-W..... | 113, 116 |
| 3-979-15F..... | 152 | 4-932-02..... | 144 | 5-558-99..... | 161 | 7-005-04..... | 112, 117 | L-0C4-33CW..... | 113, 115 |
| 3-980-11F..... | 152 | 4-932-03..... | 144 | 5-559-01..... | 159 | 7-005-05..... | 113, 117 | L-0C5-01-W..... | 113, 117 |
| 3-981-10F..... | 152 | 4-932-04..... | 144 | 5-591-50..... | 206 | 7-005-07..... | 113, 117 | L-00G-41-W..... | 112, 116 |
| 3-981-15F..... | 152 | 4-932-05..... | 144 | 5-592-00..... | 188 | 7-005-08..... | 117 | L-00H-08-W..... | 112, 119 |
| 3-982-00F..... | 153 | 4-932-06..... | 144 | 5-615-00..... | 188 | 7-005-66..... | 112, 114 | L-00H-09-W..... | 112, 119 |
| 3-982-05F..... | 153 | 4-932-07..... | 144 | 5-661-12..... | 192 | 7-005-66A..... | 113, 114 | L-00H-10-W..... | 112, 119 |
| 3-982-10F..... | 152 | 4-932-08..... | 144 | 5-661-18..... | 192 | 7-005-67..... | 112, 115 | L-00H-11-B..... | 112, 118 |
| 3-982-15F..... | 152 | 4-932-09..... | 144 | 5-661-24..... | 192 | 7-005-81..... | 112, 115 | L-00H-11-W..... | 112, 118 |
| 3-983-00F..... | 153 | 4-932-10..... | 144 | 5-662-12..... | 192 | 7-005-81A..... | 113, 115 | L-001-49-R..... | 113, 114 |
| 3-983-10F..... | 152 | 4-932-11..... | 144 | 5-662-18..... | 192 | 7-005-84..... | 112, 115 | L-001-49-W..... | 113, 114 |
| 3-983-15F..... | 152 | 4-932-17..... | 144 | 5-662-24..... | 192 | 7-008-74..... | 113, 114 | L-001-49-Y..... | 113, 114 |
| 3-993-00F..... | 150 | 4-934-51..... | 144 | 5-692-09..... | 233 | 7-008-75..... | 113, 114 | L-002-07-B..... | 112, 114 |
| 3-993-01F..... | 150 | 4-934-52..... | 144 | 5-692-16..... | 233 | 7-008-96..... | 112, 119 | L-002-07-R..... | 112, 114 |
| 3-993-50F..... | 150 | 4-934-53..... | 144 | 5-692-19..... | 233 | 7-009-21B..... | 112, 117 | L-002-07-W..... | 112, 114 |
| 3-997-00F..... | 151 | 4-934-54..... | 144 | 5-692-66..... | 233 | 7-090-05..... | 112, 118 | L-002-07-Y..... | 112, 114 |
| 3-997-60F..... | 151 | 4-934-55..... | 144 | 5-693-09..... | 233 | 7-090-06..... | 112, 118 | L-002-33-B..... | 112, 114 |
| 3-997-65F..... | 151 | 4-934-56..... | 144 | 5-693-16..... | 233 | 7-999-12..... | 113 | L-002-33-R..... | 112, 114 |
| 3-999-13F..... | 151 | 4-934-57..... | 144 | 5-693-19..... | 233 | 7-999-24..... | 113 | L-002-33-W..... | 112, 114 |
| 3-999-63F..... | 151 | 4-934-58..... | 144 | 5-693-66..... | 233 | 8-00H-11..... | 112, 118 | L-002-33-Y..... | 112, 114 |
| 4-003-53..... | 171 | 4-934-59..... | 144 | 5-693-69..... | 233 | 8-00H-11A..... | 113, 118 | L-002-39-B..... | 112, 116 |
| 4-204-03..... | 155 | 4-934-60..... | 144 | 5-693-98..... | 237 | 8-001-49..... | 113, 114 | L-002-39-R..... | 112, 116 |
| 4-204-05..... | 155 | 4-934-61..... | 144 | 5-693-99..... | 237 | 8-001-50..... | 113, 114 | L-002-39-W..... | 112, 116 |
| 4-204-06..... | 155 | 4-936-01..... | 145 | 5-698-01..... | 298 | 8-002-07..... | 112, 114 | L-002-39-Y..... | 112, 116 |
| 4-204-07..... | 155 | 4-936-05..... | 145 | 5-698-18..... | 298 | 8-002-09..... | 112, 114 | L-002-41-W..... | 113, 114 |
| 4-204-09..... | 155 | 4-937-01..... | 145 | 6-017-01..... | 160 | 8-002-33..... | 112, 114 | L-002-41-Y..... | 113, 114 |
| 4-420-99..... | 83 | 4-937-03..... | 145 | 6-018-01..... | 159 | 8-002-39..... | 112, 116 | L-002-42-B..... | 113, 116 |
| 4-445-06..... | 66 | 4-937-05..... | 145 | 6-100-01..... | 160 | 8-002-41..... | 113, 114 | L-002-42-R..... | 113, 116 |
| 4-445-08..... | 66 | 4-940-01..... | 146 | 6-100-04..... | 160 | 8-002-42..... | 113, 116 | L-002-42-W..... | 113, 116 |
| 4-445-24..... | 66 | 4-945-01..... | 147 | 6-100-99..... | 161 | 8-002-45..... | 112, 114 | L-002-46-W..... | 113, 114 |
| 4-445-60..... | 66 | 4-945-05..... | 147 | 6-102-01..... | 160 | 8-002-46..... | 113, 114 | L-002-49-B..... | 113, 114 |
| 4-445-95..... | 66 | 4-946-01..... | 147 | 6-103-01..... | 160 | 8-002-49..... | 113, 114 | L-002-49-W..... | 113, 114 |
| 4-445-96..... | 66 | 4-946-05..... | 147 | 6-558-01..... | 159 | 8-002-65..... | 112, 116 | L-002-69-B..... | 112, 116 |
| 4-445-97..... | 66 | 4-952-00F..... | 149 | 6-558-99..... | 161 | 8-002-74..... | 113, 116 | L-002-69-R..... | 112, 116 |
| 4-445-98..... | 66 | 4-952-51F..... | 148 | 6-559-01..... | 159 | 8-002-76..... | 113, 116 | L-002-69-W..... | 112, 116 |
| 4-531-11..... | 130 | 4-953-50..... | 149 | 7-00H-11..... | 112, 118 | 8-002-88..... | 112, 114 | L-002-86-B..... | 112, 117 |



MERCHANDISING

Raise awareness among customers with Durite Merchandising.

A wide range of tools to choose from;

- Stands & display units
- Durite Catalogue
- Brochures & Flyers
- Signs & Posters

Durite merchandising is of the highest quality and will improve customer experience. Contact your local Durite Representative for more information, or visit www.durite.co.uk





@DuriteLimited

2024

durite.co.uk

OUR COMMITMENT

- + Reliable, high-quality Durite parts
- + Dedicated & qualified technical support
- + Competitive pricing
- + Exceptional stock availability
- + Outstanding customer service

THE TRUSTED QUALITY BRAND FOR PROFESSIONALS



 Durite Limited
Durite Works, Valley Road
Dovercourt, CO12 4RX
Essex, England

 +44 (0) 1255 555200
 +44 (0) 1255 555222
 sales@durite.co.uk
 www.durite.co.uk

Durite is a Safe Fleet Brand



Driving Safety Forward™